

Tubac Fire District

2227 E I-19 Frontage Rd
Tubac, AZ 85646
520.398.2255



Monthly Financial Report – May 2020

Attached are the following for your information and review:

1. Balance Sheet as of May 31, 2020.
2. Summary of Reconciled Cash Balances as of May 31, 2020.
3. Income Statement of Revenues and Expenditures for May 2020 including budget to actual and year-to-date balances.
4. Income vs. Expenses Graph for May 2020.
5. Fixed Asset Additions and Disposals for FY 19/20.
6. Liabilities & Securities for FY 19/20.
7. Fleet Repairs & Maintenance Expenses.
8. Station Utilities, Supplies, and Repairs & Maintenance Expenses.
9. Board Presentation.
10. Monthly Disbursement Report.
11. 12-Month Cash Flow.

Key points:

- Santa Cruz County revenue for May was \$196,366 which was \$79,512 under budget.
- Non-Levy revenue was \$441,470 which was over budget by \$286,970.
- Expenses for May totaled \$241,769 which was under budget by \$28,119.
- Fiscal year revenues are \$4,221,963 which is \$385,172 over budget.
- Fiscal year expenses are \$3,099,629 which is \$12,531 under budget.

Please contact the Finance Director for any questions or concerns regarding this report.

This report and the attached detail reports have been reviewed and approved by the Fire Board.

Board Clerk

Date

**Tubac Fire District
Balance Sheet
As of May 31, 2020**

	May 31, 20	Apr 30, 20	\$ Change	May 31, 19	\$ Change
ASSETS					
Current Assets					
Checking/Savings					
1072 · Bill.com Money Out Clearing	0.00	0.00	0.00	18,301.84	-18,301.84
1127 · Cash with County Treasurer	163,370.22	458,346.38	-294,976.16	88,394.74	74,975.48
1129 · Operational	1,120,715.90	867,657.37	253,058.53	1,093,009.55	27,706.35
1130 · Savings Acct.	728,556.66	728,507.30	49.36	925,774.09	-197,217.43
1131 · Bond Account	657,814.60	624,725.38	33,089.22	642,906.13	14,908.47
Total Checking/Savings	2,670,457.38	2,679,236.43	-8,779.05	2,768,386.35	-97,928.97
Accounts Receivable					
1245 · Property Tax Receivable	210,125.90	210,125.90	0.00	224,874.64	-14,748.74
1205 · Other Receivables	18,183.25	18,033.25	150.00	17,783.25	400.00
1250 · Ambulance Receivable	157,659.00	157,659.00	0.00	239,994.52	-82,335.52
1251 · Allowance for Ambulance Receiv	-28,378.62	-28,378.62	0.00	-65,100.59	36,721.97
Total Accounts Receivable	357,589.53	357,439.53	150.00	417,551.82	-59,962.29
Other Current Assets					
1400 · Prepaid Expense	47,893.66	14,134.66	33,759.00	34,383.98	13,509.68
Total Other Current Assets	47,893.66	14,134.66	33,759.00	34,383.98	13,509.68
Total Current Assets	3,075,940.57	3,050,810.62	25,129.95	3,220,322.15	-144,381.58
Fixed Assets					
1711 · Land - Non-depreciable	257,352.00	257,352.00	0.00	257,352.00	0.00
1745 · AD - Equipment	-1,268,362.19	-1,268,362.19	0.00	-1,186,584.67	-81,777.52
1735 · AD - Vehicles	-2,905,525.18	-2,905,525.18	0.00	-2,863,022.30	-42,502.88
1725 · AD - Building	-1,814,669.38	-1,814,669.38	0.00	-1,661,794.19	-152,875.19
1730 · Vehicles	3,539,788.48	3,539,788.48	0.00	3,212,872.00	326,916.48
1740 · Equipment	2,003,440.67	1,599,389.71	404,050.96	1,436,165.96	567,274.71
1720 · Buildings & Improvements	6,334,302.73	6,334,302.73	0.00	6,314,708.00	19,594.73
Total Fixed Assets	6,146,327.13	5,742,276.17	404,050.96	5,509,696.80	636,630.33
Other Assets					
1956 · Net OPEB Asset	72,080.00	72,080.00	0.00	63,188.00	8,892.00
1916 · Deferred outflow - PSPRS OPEB	0.00	0.00	0.00	-6,087.00	6,087.00
1915 · Deferred outflows - PSPRS	1,286,204.00	1,286,204.00	0.00	1,143,472.00	142,732.00
Total Other Assets	1,358,284.00	1,358,284.00	0.00	1,200,573.00	157,711.00
TOTAL ASSETS	10,580,551.70	10,151,370.79	429,180.91	9,930,591.95	649,959.75
LIABILITIES & EQUITY					
Liabilities					
Current Liabilities					
Accounts Payable					
2000 · Accounts Payable	74,260.30	39,494.70	34,765.60	135,183.80	-60,923.50
Total Accounts Payable	74,260.30	39,494.70	34,765.60	135,183.80	-60,923.50

**Tubac Fire District
Balance Sheet
As of May 31, 2020**

	May 31, 20	Apr 30, 20	\$ Change	May 31, 19	\$ Change
Credit Cards					
2010 - Bank of America Credit Card	2,976.30	1,596.80	1,379.50	4,535.07	-1,558.77
Total Credit Cards	2,976.30	1,596.80	1,379.50	4,535.07	-1,558.77
Other Current Liabilities					
2230 - Accrued Interest	2,353.00	2,353.00	0.00	0.00	2,353.00
2030 - Compensated Absences Payable	107,010.48	107,010.48	0.00	102,397.07	4,613.41
2020 - Accrued Wages	67,035.17	67,035.17	0.00	45,661.21	21,373.96
2315 - Deferred Inflows - PSPRS	478,001.00	478,001.00	0.00	385,962.00	92,039.00
2100 - Payroll Liabilities					
2102 - PSPRS Payable	0.00	0.00	0.00	20,361.90	-20,361.90
2103 - Pension Payable	0.00	0.00	0.00	-3,930.23	3,930.23
2104 - Payroll Taxes	0.00	0.00	0.00	697.74	-697.74
2118 - Federal Withholding	0.00	0.00	0.00	753.00	-753.00
2120 - State Withholding AZ	0.00	0.00	0.00	2,222.90	-2,222.90
2127 - Union Dues Payable	18.00	18.00	0.00	18.00	0.00
2128 - Health Insurance/Vision Ins.	-8,338.04	-5,460.34	-2,877.70	-7,154.46	-1,183.58
2130 - Life Insurance	0.00	0.00	0.00	10,539.14	-10,539.14
2132 - Dental Insurance	0.00	0.00	0.00	13,876.91	-13,876.91
2137 - Garnishment	-1,154.10	-1,000.22	-153.88	0.00	-1,154.10
2140 - Pre-Paid Legal	90.65	90.65	0.00	64.75	25.90
Total 2100 - Payroll Liabilities	-9,383.49	-6,351.91	-3,031.58	37,449.65	-46,833.14
2111 - Direct Deposit Liabilities	93.00	93.00	0.00	93.00	0.00
Total Other Current Liabilities	645,109.16	648,140.74	-3,031.58	571,562.93	73,546.23
Total Current Liabilities	722,345.76	689,232.24	33,113.52	711,281.80	11,063.96
Long Term Liabilities					
2335 - F150 Leases Payable	90,337.08	90,337.08	0.00	0.00	90,337.08
2316 - Deferred Inflows - PSPRS OPEB	55,427.00	55,427.00	0.00	51,626.00	3,801.00
2330 - Ambulance Lease Payable	169,009.89	169,009.89	0.00	0.00	169,009.89
2355 - Net Pension Liability - PSPRS	2,460,182.00	2,460,182.00	0.00	2,386,437.00	73,745.00
2320 - Bond Payable	3,861,800.00	3,861,800.00	0.00	4,125,000.00	-263,200.00
Total Long Term Liabilities	6,636,755.97	6,636,755.97	0.00	6,563,063.00	73,692.97
Total Liabilities	7,359,101.73	7,325,988.21	33,113.52	7,274,344.80	84,756.93
Equity					
3001 - Fund Equity	5,185,590.59	5,185,590.59	0.00	5,032,054.00	153,536.59
3510 - Unreserved	838,190.73	838,190.73	0.00	1,695,347.73	-857,157.00
3530 - Reserved - Bond	-3,924,664.78	-3,924,664.78	0.00	-4,781,821.78	857,157.00
Net Income	1,122,333.43	726,266.04	396,067.39	710,667.20	411,666.23
Total Equity	3,221,449.97	2,825,382.58	396,067.39	2,656,247.15	565,202.82
TOTAL LIABILITIES & EQUITY	10,580,551.70	10,151,370.79	429,180.91	9,930,591.95	649,959.75

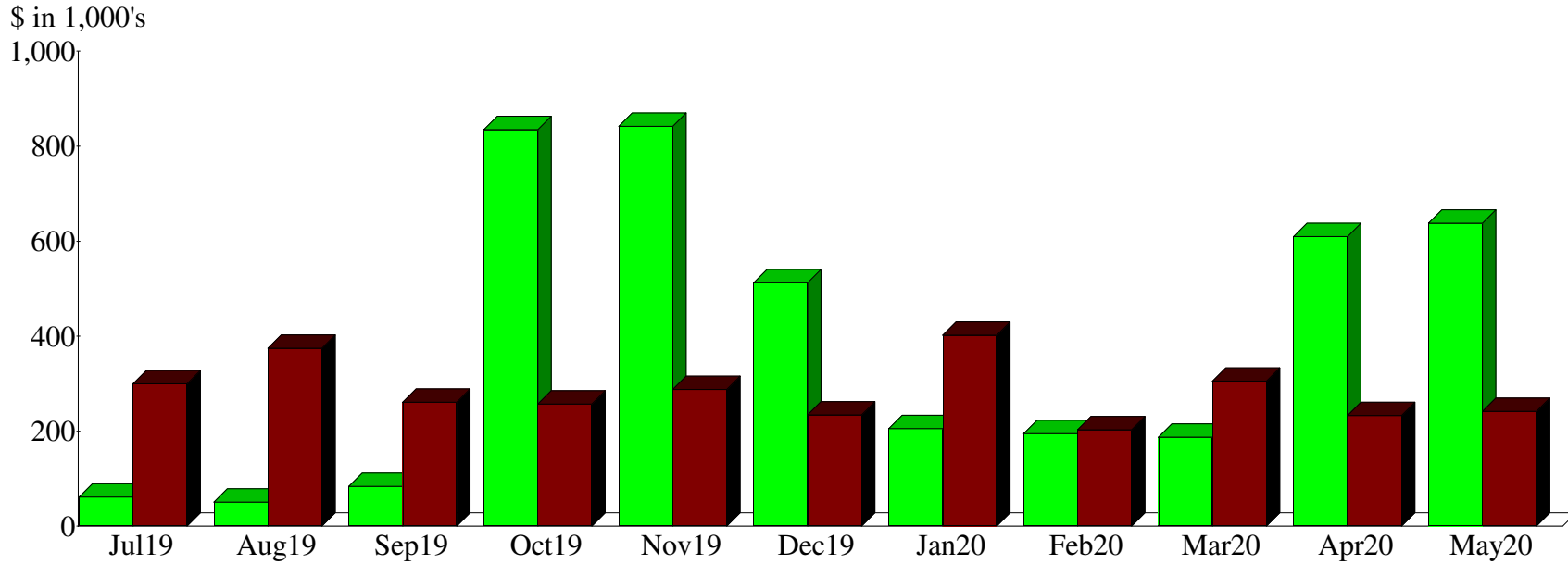
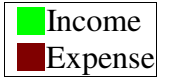
Tubac Fire District
Summary of Reconciled Cash Balances
 Period Ending 05/31/2020

	Bank of America Checking	Santa Cruz County General Fund	Bank of America Savings	Santa Cruz County Bond Account
	<u>5/31/2020</u>	<u>5/31/2020</u>	<u>5/31/2020</u>	<u>5/31/2020</u>
Beginning Balance	869,494.43	458,346.38	728,507.30	624,725.38
Cleared Transactions				
Checks and Payments	(646,920.80)	(458,346.38)	-	-
Deposits and Credits	902,050.51	163,370.22	49.36	33,089.22
Total Cleared Transactions	<u>255,129.71</u>	<u>(294,976.16)</u>	<u>49.36</u>	<u>33,089.22</u>
Cleared Balance	<u><u>1,124,624.14</u></u>	<u><u>163,370.22</u></u>	<u><u>728,556.66</u></u>	<u><u>657,814.60</u></u>
Uncleared Transactions				
Checks and Payments	(3,908.24)	-	-	-
Deposits and Credits	-	-	-	-
Total Uncleared Transactions	<u>(3,908.24)</u>	<u>-</u>	<u>-</u>	<u>-</u>
Register Balance as of 5/31/2020	<u><u>1,120,715.90</u></u>	<u><u>163,370.22</u></u>	<u><u>728,556.66</u></u>	<u><u>657,814.60</u></u>

Tubac Fire District Profit & Loss Budget Performance May 2020

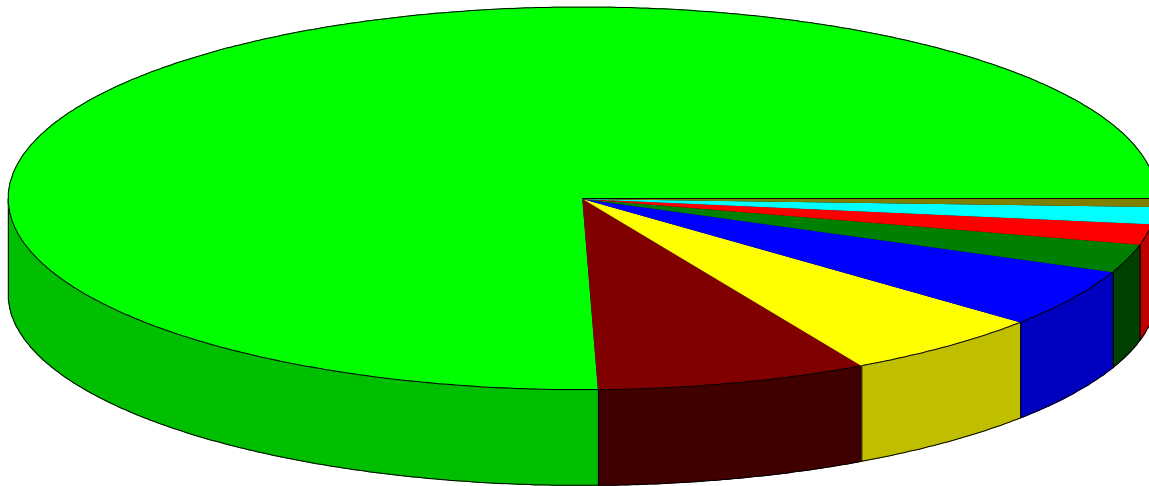
	May 20	Budget	\$ Over Budget	Jul '19 - May 20	YTD Budget	\$ Over Budget	Annual Budget
Ordinary Income/Expense							
Income							
Tax Revenues	196,366.31	275,878.64	-79,512.33	2,925,862.94	2,947,289.57	-21,426.63	3,102,269.21
Non Tax Levy Revenue							
4200 - Miscellaneous Revenue	414,925.69	18,667.33	396,258.36	697,257.26	205,332.67	491,924.59	224,000.00
4110 - EMS Revenue	26,544.25	34,583.00	-8,038.75	505,593.44	380,418.00	125,175.44	415,001.00
4120 - Wildland Revenue	0.00	101,250.00	-101,250.00	93,248.90	303,750.00	-210,501.10	405,000.00
Total Non Tax Levy Revenue	441,469.94	154,500.33	286,969.61	1,296,099.60	889,500.67	406,598.93	1,044,001.00
Total Income	637,836.25	430,378.97	207,457.28	4,221,962.54	3,836,790.24	385,172.30	4,146,270.21
Gross Profit	637,836.25	430,378.97	207,457.28	4,221,962.54	3,836,790.24	385,172.30	4,146,270.21
Expense							
Personnel Expenses	185,245.76	215,607.00	-30,361.24	2,340,787.11	2,420,742.00	-79,954.89	2,733,365.00
Buildings & Land	15,011.48	15,666.00	-654.52	157,480.01	172,334.00	-14,853.99	188,000.00
Vehicles & Equipment	22,540.03	18,876.00	3,664.03	239,831.17	207,624.00	32,207.17	226,500.00
Communications & I.T.	4,912.28	4,592.00	320.28	76,429.20	58,908.00	17,521.20	63,500.00
Travel & Training	1,932.66	6,275.00	-4,342.34	54,980.02	58,675.00	-3,694.98	64,950.00
Managerial Expenses	12,126.65	8,039.00	4,087.65	179,772.60	126,459.00	53,313.60	134,498.00
Grant Expenses	0.00	833.00	-833.00	4,078.84	9,167.00	-5,088.16	10,000.00
Total Expense	241,768.86	269,888.00	-28,119.14	3,053,358.95	3,053,909.00	-550.05	3,420,813.00
Net Ordinary Income	396,067.39	160,490.97	235,576.42	1,168,603.59	782,881.24	385,722.35	725,457.21
Other Income/Expense							
Other Expense							
8010 - Bond Interest	0.00	0.00	0.00	46,270.16	58,251.00	-11,980.84	58,251.00
Total Other Expense	0.00	0.00	0.00	46,270.16	58,251.00	-11,980.84	58,251.00
Net Other Income	0.00	0.00	0.00	-46,270.16	-58,251.00	11,980.84	-58,251.00
Net Income	396,067.39	160,490.97	235,576.42	1,122,333.43	724,630.24	397,703.19	667,206.21

Income and Expense by Month
July 2019 through May 2020



Expense Summary
July 2019 through May 2020

Personnel Expenses	75.52%
Vehicles & Equipment	7.74
Managerial Expenses	5.80
Buildings & Land	5.08
Communications & I.T.	2.47
Travel & Training	1.77
8010 - Bond Interest	1.49
Grant Expenses	0.13
Total	\$3,099,629.11



TUBAC FIRE DISTRICT
Liabilities and Securities - FY19/20

LIABILITIES						
Description	TOTAL PRICE	CURRENT BALANCE	INTEREST RATE	FY19/20 PAYMENTS	NEXT PAYMENT	DATE OF PAYOFF
Bond	\$6,795,000.00	\$3,861,800.00	2.36%	\$325,000.00	7/1/2020	7/1/2028
Lease Payable	\$195,131.69	\$195,131.69	3.71%	\$26,121.80	2/1/2021	2/1/2026
Net Pension Liability - PSPRS		\$2,386,437.00				
Totals		\$6,443,368.69		\$351,121.80		

SECURITIES				
Broker	CUSIP #	Description	Market Value	Maturity Date
Totals			\$0.00	

☞ Net balance owed = **\$6,443,368.69**

**Tubac Fire District
Fleet Repairs & Maintenance
May 2020**

Date	Source Name	Memo	Amount
Apparatus			
Ambulance 1033			
05/13/2020	Arizona Auto Refrigeration	Repairs on Unit 1033	1,076.46
Total Ambulance 1033			1,076.46
Ambulance 1054			
05/04/2020	Jim Click	Oil Change to unit 1054	362.40
Total Ambulance 1054			362.40
Brush 1023			
05/01/2020	Bridgestone Hosepower LLC	Parts for Unit #1023	9.09
Total Brush 1023			9.09
Pumper 1005			
05/13/2020	FH Hardware LLC	parts for Unit #1005	9.40
05/22/2020	Diamondback Fire & Rescue	Oil and Annual Maintenance	556.04
Total Pumper 1005			565.44
Rescue 1039			
05/28/2020	AutoZone	Repair parts for unit #1039	34.18
Total Rescue 1039			34.18
Rescue 1040			
05/28/2020	Merle's Automotive Supply	Ball Mount Reducer	12.64
Total Rescue 1040			12.64
T722 Unit 1045			
05/27/2020	Inland Kenworth	VDR Module Replacement Unit 1045	3,901.31
Total T722 Unit 1045			3,901.31
trailer 1018			
05/18/2020	Harbor Freight	Black trailers drop leg	62.98
Total trailer 1018			62.98
Type 1 Engine 1041			
05/22/2020	Diamondback Fire & Rescue	Oil and Annual Maintenance	556.03
05/28/2020	Velocity Truck centers	Repairs Unit 1041	114.68
Total Type 1 Engine 1041			670.71
Type 1 Engine 1042			
05/22/2020	Diamondback Fire & Rescue	Oil and Annual Maintenance	556.04
Total Type 1 Engine 1042			556.04
Type 1 Engine 1044			
05/22/2020	Diamondback Fire & Rescue	Oil and Annual Maintenance	556.04
Total Type 1 Engine 1044			556.04
Total Apparatus			7,807.29
TOTAL			7,807.29

5:40 PM

06/16/20

Accrual Basis

Tubac Fire District
Station Utilities, Supplies, and Repairs & Maintenance
May 2020

Date	Source Name	Memo	Amount
Stations			
Station 1			
05/06/2020	Prudential Overall Supply	Station supplies for Station 1	26.69
05/07/2020	Brady Industries	Cleaning Supplies	64.10
05/10/2020	Century Link 326B	Internet for Station 1 May 2020	165.21
05/11/2020	Tractor Supply Co	Station #1 supplies / mouse traps	14.28
05/13/2020	Prudential Overall Supply	Station supplies for Station 1	26.69
05/18/2020	EPCOR	May Water Bill Station 1	47.81
05/18/2020	Unisource Energy Services (Electric)	Acc #3813500000 4/15/20 to 5/15/20 service dates Station 1	537.89
05/18/2020	Unisource Energy Services (Gas)	Acct No.4637130000 Gas service for Station 1: 4/15/20-5/15/20	23.30
05/18/2020	Unisource Energy Services (Gas)	Acct No.9658140000 Gas service for Station 1: 4/15/20-5/15/20	22.02
05/19/2020	Direct TV - 9236	TV for period 5/18/20 to 6/17/20	141.98
05/20/2020	Prudential Overall Supply	Station supplies for Station 1	26.69
05/21/2020	Amazon	Station #1 trailer speakers	92.72
05/21/2020	Amazon	Sttion #1 trailer speakers	55.42
05/21/2020	Amazon	Station # trailer phones & internet cables and connections	159.89
05/21/2020	Amazon	Station #1 trailer wiring and cables	29.49
05/21/2020	Amazon	Station #1 trailer fasteners and clamps and supplies	96.23
05/21/2020	Amazon	Station #1 trailer supplies for audio / communications	111.92
05/26/2020	Waste Management of Tucson	Trash Service For Station 1	188.49
05/27/2020	Prudential Overall Supply	Station supplies for Station 1	26.69
Total Station 1			1,857.51
Station 2			
05/01/2020	Central Alarm	Access control full service 5.1.20-5.31.20	60.00
05/01/2020	Arizona Propane	Propane Station 2	309.92
05/01/2020	Arizona Propane	Propane Station 2	373.39
05/01/2020	Arizona Propane	Propane Station 2	497.85
05/01/2020	Terminix	Pest Control May 2020 for Station 2	134.00
05/04/2020	Home Depot	Ballbearings / hinges for Sta 2	17.33
05/05/2020	Family Dollar	propane for station #2 bbq	21.32
05/05/2020	Terminix	Pest Control May 2020 for Station 2	108.00
05/06/2020	Prudential Overall Supply	Station supplies for Station 2	35.08
05/10/2020	Century Link 011B	Monthly Internet for Station 2 May 2020	61.45
05/13/2020	Prudential Overall Supply	Station supplies for Station 2	35.08
05/18/2020	Home Depot	Paint and supplies for Station #2	199.67
05/18/2020	Harbor Freight	Paint and supplies for Station 2	42.19
05/20/2020	Simply Bits, LLC	CA17981 Internet and long distance May 2020	691.57
05/20/2020	Prudential Overall Supply	Station supplies for Station 2	35.08
05/26/2020	Waste Management of Tucson	Trash Service For Station 2	198.87
05/27/2020	Prudential Overall Supply	Station supplies for Station 2	35.08
05/28/2020	Merle's Automotive Supply	Batteries	153.48
Total Station 2			3,009.36

5:40 PM

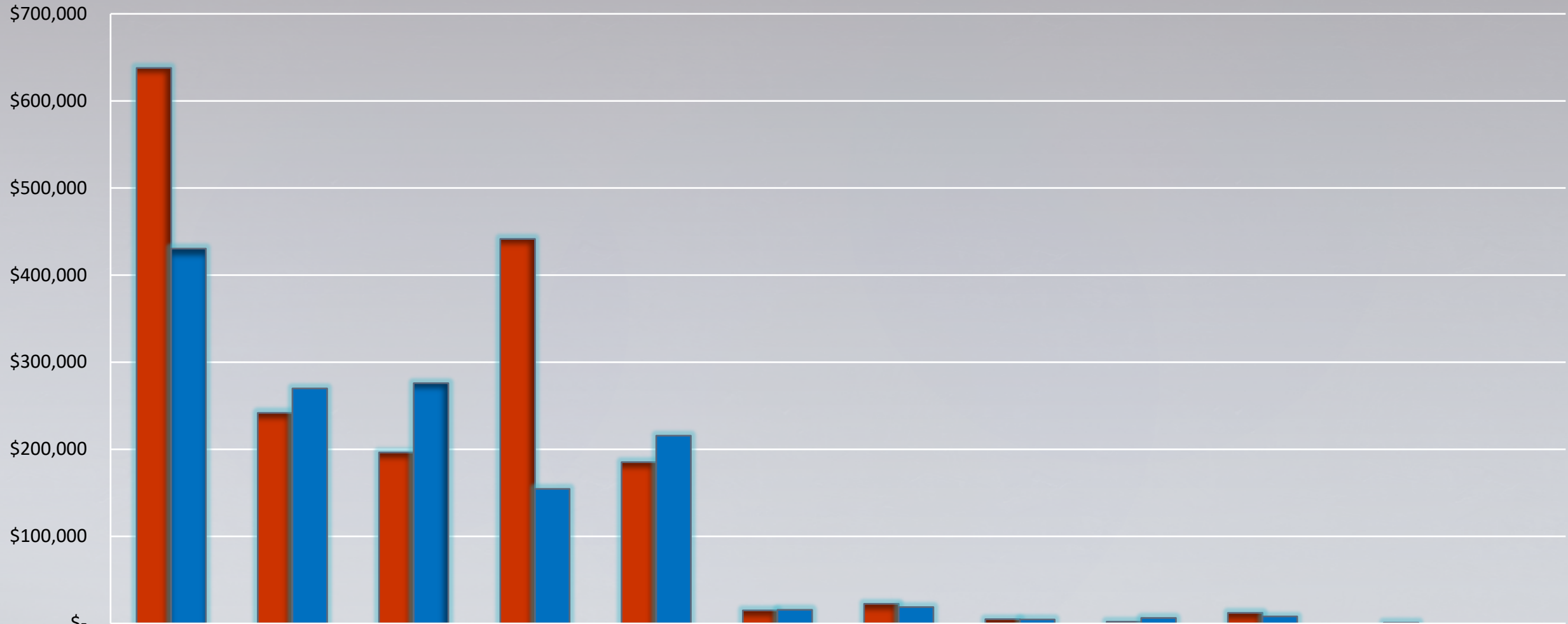
06/16/20

Accrual Basis

Tubac Fire District
Station Utilities, Supplies, and Repairs & Maintenance
May 2020

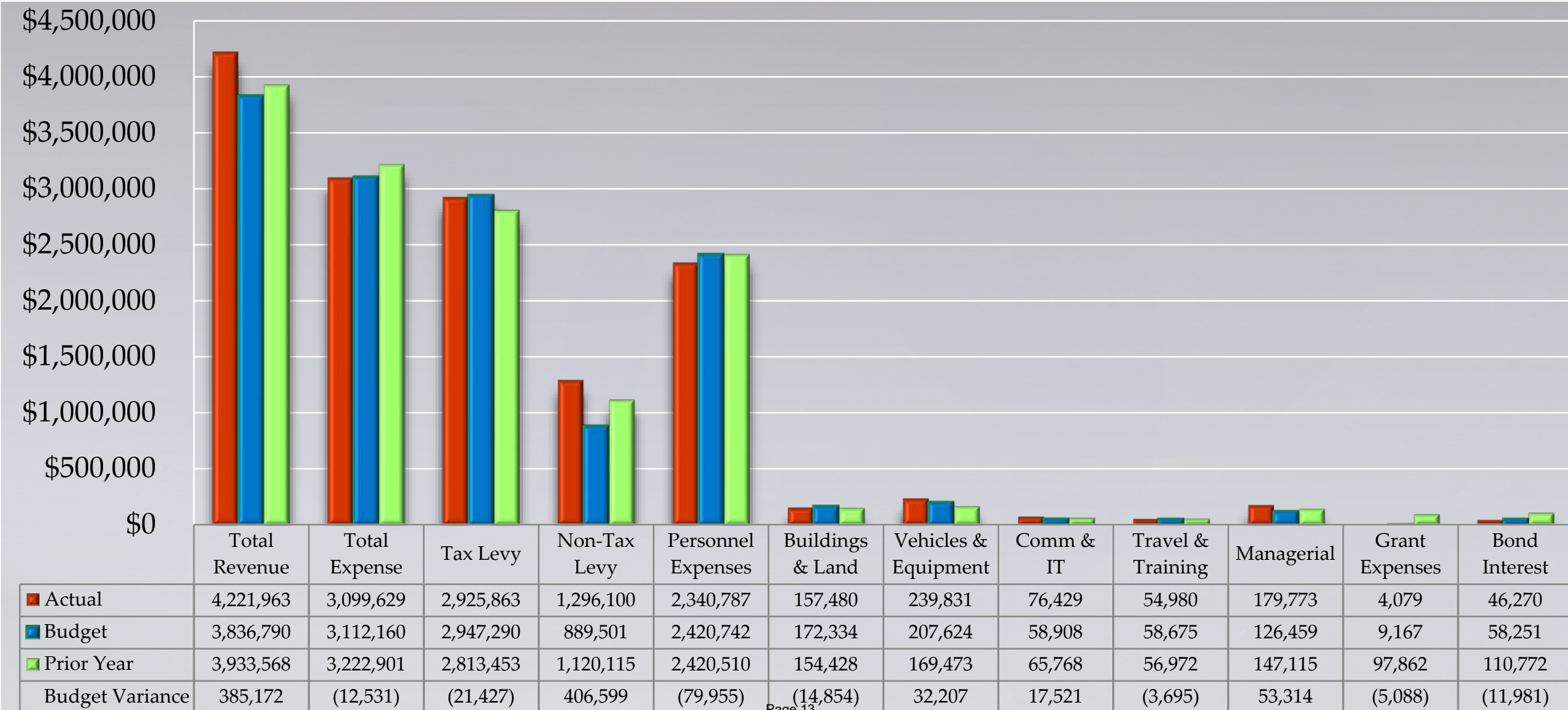
Date	Source Name	Memo	Amount
Station 3			
05/03/2020	Direct TV - 0393	TV for period 5/2/20-6/1/20	148.98
05/06/2020	Prudential Overall Supply	Station supplies for Station 3	32.90
05/06/2020	Backflow Technologies	Annual Backflow Testing	450.00
05/08/2020	Liberty Utilities #8134207196-305894	#8134207196-305894 water service 3.31.20 to 4.29.20 for 333 Camino Jo...	243.99
05/13/2020	Prudential Overall Supply	Station supplies for Station 3	32.90
05/13/2020	Home Depot	PVC pipes and supplies for backflow system	14.80
05/13/2020	Harbor Freight	Station Supplies	69.45
05/13/2020	Amazon	Station #3 maintenance	81.01
05/19/2020	Liberty Utilities #8134201956-305894*	#8134201956-305894 Water Service 4/14/20 to 5/12/20 for 1360 W Fronta...	307.11
05/20/2020	Simply Bits, LLC	CA24339 Internet and long distance May 2020	944.66
05/20/2020	Prudential Overall Supply	Station supplies for Station 3	32.90
05/20/2020	Simply Bits, LLC	CA24338 Internet and long distance May 2020	771.52
05/22/2020	Unisource Energy Services (Electric)	Acc #34636110000 4/21/20 to 5/21/20 service dates Station 4	717.69
05/22/2020	Terminix	Pest Control May 2020 for Station 3	141.00
05/26/2020	Unisource Energy Services (Electric)	Acc #3975067474 4/22/20 to 5/22/20 service dates Station 3	742.14
05/27/2020	Prudential Overall Supply	Station supplies for Station 3	32.90
05/31/2020	Canyon Disposal, Inc.	Trash disposal services May	113.85
Total Station 3			4,877.80
Station 4			
05/04/2020	Bustamante Refrigeration, LLC	System repairs and labor at station 4	192.00
05/05/2020	Bustamante Refrigeration, LLC	System repairs and labor at station 4	442.29
05/05/2020	Terminix	Pest Control May 2020 for Station 4	128.00
05/06/2020	Prudential Overall Supply	Station supplies for Station 4	32.90
05/06/2020	Direct TV - 2827	Monthly TV for Station 4	148.98
05/08/2020	Liberty Utilities #8134207237-305894	#8134207237-305894 for water service 4.1.20 to 5.1.20 at 149 Ruta Cama...	482.15
05/12/2020	Bustamante Refrigeration, LLC	System repairs and labor at station 4	270.00
05/13/2020	Prudential Overall Supply	Station supplies for Station 4	32.90
05/15/2020	Backflow Technologies	Annual Backflow Testing	753.00
05/20/2020	Prudential Overall Supply	Station supplies for Station 4	32.90
05/20/2020	Simply Bits, LLC	CA24337 Internet and long distance May 2020	638.73
05/22/2020	Unisource Energy Services (Electric)	Acc #6536110000 4/21/20 to 5/21/20 service dates Station 4	159.24
05/27/2020	Prudential Overall Supply	Station supplies for Station 4	32.90
05/28/2020	Unisource Energy Services (Electric)	Acc #7390105230 4/23/20 to 5/26/20 service dates Station 4	791.03
05/31/2020	Canyon Disposal, Inc.	Trash disposal services May	113.85
Total Station 4			4,250.87
Total Stations			13,995.54
TOTAL			13,995.54

May 2020

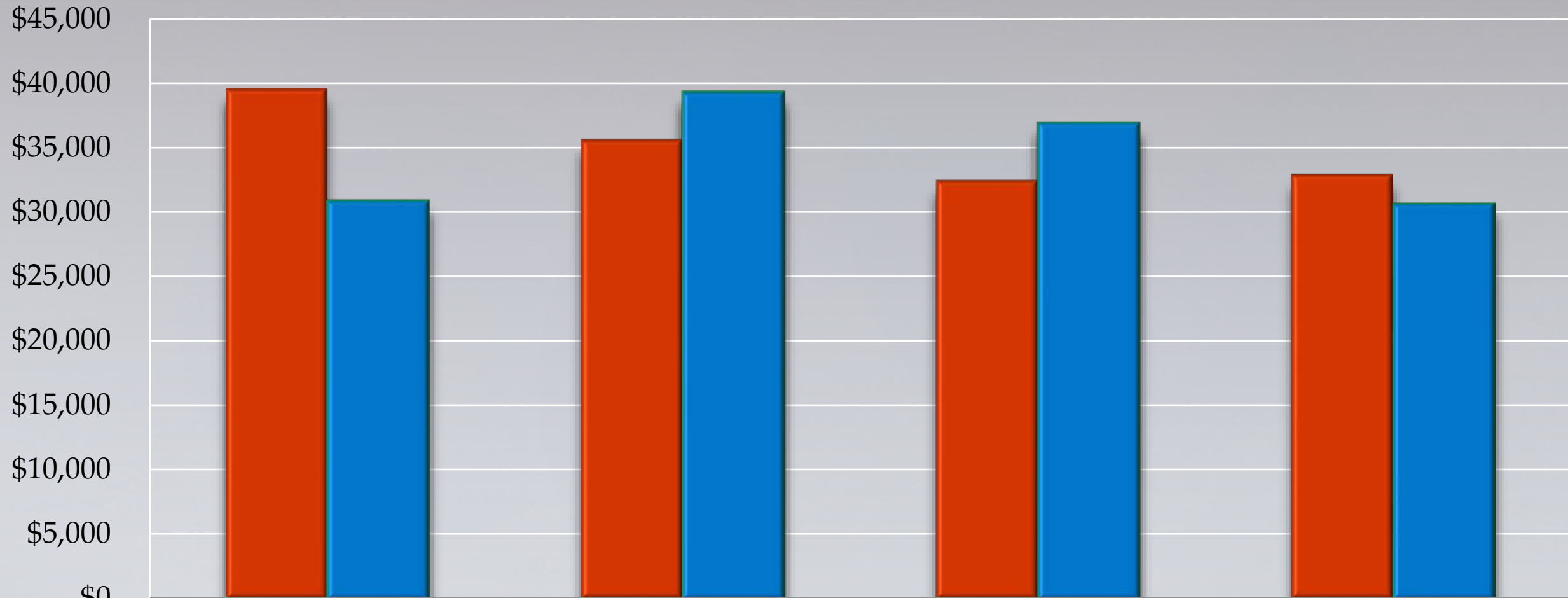


Actual	\$637,836	\$241,769	\$196,366	\$441,470	\$185,246	\$15,011	\$22,540	\$4,912	\$1,933	\$12,127	\$0.00	\$0
Budget	\$430,379	\$269,888	\$275,879	\$154,500	\$215,607	\$15,011	\$18,876	\$4,592	\$6,275	\$8,039	\$833.00	\$0
Variance	207,457	(28,119)	(79,512)	286,970	(30,361)	(655)	3,664	320	(4,342)	4,088	(833)	-

Fiscal Year to Date Budget to Actual



Fiscal Year To Date Station Expenses



■ Current Year

■ Prior Year

Variance

Station 1

Station 2

Station 3

Station 4

39,619

35,682

32,519

32,978

30,928

39,356

36,969

30,687


8,691

(3,673)

(4,450)

2,291

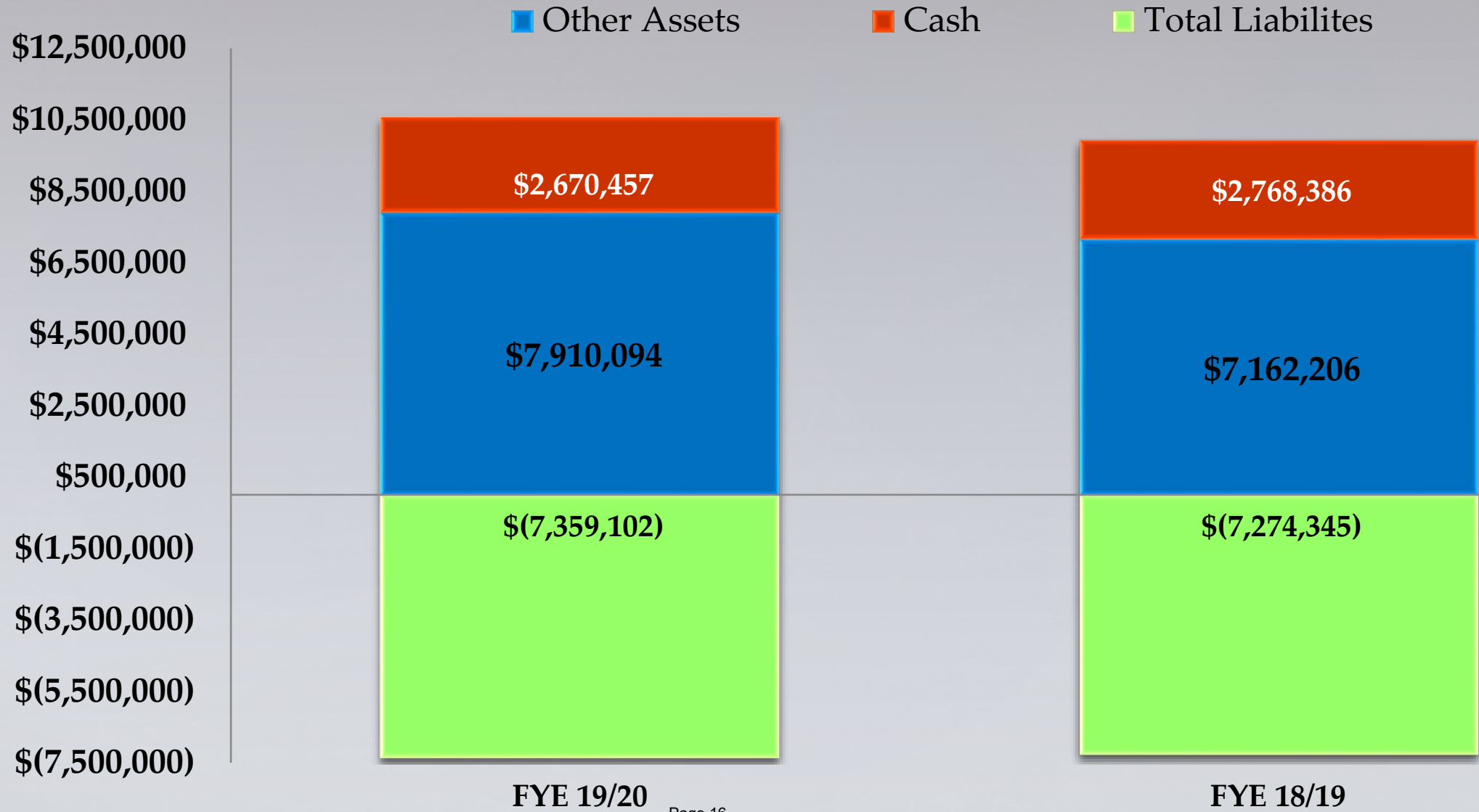
Percentage of Expenses Year to Date



Fire District Averages

Personnel	81%
Operations	11%
Communications	2%
Administrative	6%

Cash Position



Tubac Fire District
Monthly Disbursement Report
May 2020

Type	Date	Num	Name	Memo	Amount	Balance
1072 - Bill.com Money Out Clearing						
Bill Pmt -Check	05/01/2020	Bill.com	James Vincent Group	https://app.bill.com/BillPay?id=blp01RDURLOYNK5...	-3,460.00	-3,460.00
Bill Pmt -Check	05/01/2020	Bill.com	Prudential Overall Supply	https://app.bill.com/BillPay?id=blp01EGMBJTURX5...	-32.90	-3,492.90
Bill Pmt -Check	05/01/2020	Bill.com	Martin A. Lujan	https://app.bill.com/BillPay?id=blp01EKMPKCJFL50...	-52.96	-3,545.86
Bill Pmt -Check	05/01/2020	Bill.com	Prudential Overall Supply	https://app.bill.com/BillPay?id=blp01ESGHEMUTC5...	-26.69	-3,572.55
Bill Pmt -Check	05/01/2020	Bill.com	BCBS of Arizona	https://app.bill.com/BillPay?id=blp01WMGPKTGPN...	-20,490.71	-24,063.26
Bill Pmt -Check	05/01/2020	Bill.com	Prudential Overall Supply	https://app.bill.com/BillPay?id=blp01SRTYCECTB5...	-35.08	-24,098.34
Bill Pmt -Check	05/01/2020	Bill.com	Curtis Tools	https://app.bill.com/BillPay?id=blp01URVNWJFYS5...	-395.04	-24,493.38
Bill Pmt -Check	05/01/2020	Bill.com	Coppersmith Brockelman PLC	https://app.bill.com/BillPay?id=blp01HPYTPZLNS50...	-2,136.00	-26,629.38
Bill Pmt -Check	05/01/2020	Bill.com	Brady Industries	https://app.bill.com/BillPay?id=blp01APEBEPAJT50...	-95.28	-26,724.66
Bill Pmt -Check	05/01/2020	Bill.com	Nogales Tactical LLC*	https://app.bill.com/BillPay?id=blp01BCVTKXBXS5...	-147.64	-26,872.30
Bill Pmt -Check	05/01/2020	Bill.com	Unisource Energy Services (EI...	https://app.bill.com/BillPay?id=blp01SJNHZWQKJ5...	-140.24	-27,012.54
Bill Pmt -Check	05/01/2020	Bill.com	Guardian EMS Products	https://app.bill.com/BillPay?id=blp01YFAYZQAYU5...	-224.00	-27,236.54
Bill Pmt -Check	05/01/2020	Bill.com	Prudential Overall Supply	https://app.bill.com/BillPay?id=blp01EPLFHKXGG5...	-32.90	-27,269.44
Bill Pmt -Check	05/01/2020	Bill.com	Unisource Energy Services (EI...	https://app.bill.com/BillPay?id=blp01POBRDOTPL5...	-721.28	-27,990.72
Bill Pmt -Check	05/01/2020	Bill.com	Direct TV - 9236	https://app.bill.com/BillPay?id=blp01UXBCRQBPY5...	-141.98	-28,132.70
Bill Pmt -Check	05/01/2020	Bill.com	Brady Industries	https://app.bill.com/BillPay?id=blp01CZMRAVKPN5...	-340.28	-28,472.98
Bill Pmt -Check	05/01/2020	Bill.com	Unisource Energy Services (EI...	https://app.bill.com/BillPay?id=blp01OQYKPTMEM5...	-645.68	-29,118.66
Bill Pmt -Check	05/01/2020	Bill.com	Guardian EMS Products	https://app.bill.com/BillPay?id=blp01NGZWPVWKA...	-0.75	-29,119.41
Bill Pmt -Check	05/01/2020	Bill.com	Nogales Tactical LLC*	https://app.bill.com/BillPay?id=blp01OXILKYBBX50...	-76.01	-29,195.42
General Journal	05/01/2020	2020-0126		Bill.com 05/01/20 Payables Funding	29,195.42	0.00
Bill Pmt -Check	05/04/2020	Bill.com	Unisource Energy Services (EI...	https://app.bill.com/BillPay?id=blp01FAQHBVOMF5...	-688.89	-688.89
Bill Pmt -Check	05/04/2020	Bill.com	Prudential Overall Supply	https://app.bill.com/BillPay?id=blp01DVBCSIZLY50...	-32.90	-721.79
Bill Pmt -Check	05/04/2020	Bill.com	ECM2 LLC	https://app.bill.com/BillPay?id=blp01CLTUQHXCCL5...	-2,750.00	-3,471.79
Bill Pmt -Check	05/04/2020	Bill.com	Inland Kenworth	https://app.bill.com/BillPay?id=blp01FSOPRPGOB5...	-1,213.20	-4,684.99
Bill Pmt -Check	05/04/2020	Bill.com	Teleflex	https://app.bill.com/BillPay?id=blp01UFVZLTAKH50...	-321.05	-5,006.04
Bill Pmt -Check	05/04/2020	Bill.com	Prudential Overall Supply	https://app.bill.com/BillPay?id=blp01UFWUMVXNA...	-35.08	-5,041.12
Bill Pmt -Check	05/04/2020	Bill.com	Prudential Overall Supply	https://app.bill.com/BillPay?id=blp01ODQWWYPEK...	-26.69	-5,067.81
Bill Pmt -Check	05/04/2020	Bill.com	Prudential Overall Supply	https://app.bill.com/BillPay?id=blp01AXJALMHF50...	-32.90	-5,100.71
Bill Pmt -Check	05/04/2020	Bill.com	Guardian EMS Products	https://app.bill.com/BillPay?id=blp01SNUBXUSVI50...	-34.32	-5,135.03
Bill Pmt -Check	05/04/2020	Bill.com	Teleflex	https://app.bill.com/BillPay?id=blp01WOVEWXSMV...	-1,825.38	-6,960.41
General Journal	05/04/2020	2020-0125		Bill.com 05/04/20 Payables Funding	6,960.41	0.00
Bill Pmt -Check	05/08/2020	Bill.com	Backflow Technologies	https://app.bill.com/BillPay?id=blp01NUYIZTWXN51...	-55.00	-55.00
Bill Pmt -Check	05/08/2020	Bill.com	Jim Click	https://app.bill.com/BillPay?id=blp01ZENTKPRAA5...	-362.40	-417.40
Bill Pmt -Check	05/08/2020	Bill.com	Canyon Disposal, Inc.	https://app.bill.com/BillPay?id=blp01ZIGOHLWVZ51...	-227.70	-645.10
Bill Pmt -Check	05/08/2020	Bill.com	Backflow Technologies	https://app.bill.com/BillPay?id=blp01ZMHSNOGRH...	-235.00	-880.10
Bill Pmt -Check	05/08/2020	Bill.com	Prudential Overall Supply	https://app.bill.com/BillPay?id=blp01IPQWQTGSM5...	-35.08	-915.18
Bill Pmt -Check	05/08/2020	Bill.com	V191 & Associates	https://app.bill.com/BillPay?id=blp01XBIDWIOCR51...	-250.00	-1,165.18
Bill Pmt -Check	05/08/2020	Bill.com	Quill Corporation	https://app.bill.com/BillPay?id=blp01FGEYOREUZ5...	-79.21	-1,244.39
Bill Pmt -Check	05/08/2020	Bill.com	Prudential Overall Supply	https://app.bill.com/BillPay?id=blp01ITIEQNTQB516...	-26.69	-1,271.08
Bill Pmt -Check	05/08/2020	Bill.com	Prudential Overall Supply	https://app.bill.com/BillPay?id=blp01HVDYXLTJP51...	-26.69	-1,297.77
Bill Pmt -Check	05/08/2020	Bill.com	Waste Management of Tucson	https://app.bill.com/BillPay?id=blp01NJXZUSWR5...	-198.87	-1,496.64
Bill Pmt -Check	05/08/2020	Bill.com	Central Alarm	https://app.bill.com/BillPay?id=blp01IZAVGEPWD5...	-60.00	-1,556.64
Bill Pmt -Check	05/08/2020	Bill.com	Prudential Overall Supply	https://app.bill.com/BillPay?id=blp01CPTOHWHHT...	-32.90	-1,589.54
Bill Pmt -Check	05/08/2020	Bill.com	Waste Management of Tucson	https://app.bill.com/BillPay?id=blp01UNTZVCHWB5...	-189.55	-1,779.09
Bill Pmt -Check	05/08/2020	Bill.com	Voyager*	https://app.bill.com/BillPay?id=blp01RZNJMJRW5...	-514.17	-2,293.26
Bill Pmt -Check	05/08/2020	Bill.com	Backflow Technologies	https://app.bill.com/BillPay?id=blp01BBYVMBXIC51...	-140.00	-2,433.26
Bill Pmt -Check	05/08/2020	Bill.com	Prudential Overall Supply	https://app.bill.com/BillPay?id=blp01QJMPCGHB5...	-32.90	-2,466.16
Bill Pmt -Check	05/08/2020	Bill.com	Brady Industries	https://app.bill.com/BillPay?id=blp01QSYUXZUDZ5...	-53.18	-2,519.34
Bill Pmt -Check	05/08/2020	Bill.com	Fry Fire District*	https://app.bill.com/BillPay?id=blp01TRNLGDNAY5...	-1,681.63	-4,200.97
Bill Pmt -Check	05/08/2020	Bill.com	Direct TV - 9885	https://app.bill.com/BillPay?id=blp01KZNEAEJOM5...	-148.98	-4,349.95
Bill Pmt -Check	05/08/2020	Bill.com	Verizon	https://app.bill.com/BillPay?id=blp01QNNUYXAGN5...	-280.07	-4,630.02
Bill Pmt -Check	05/08/2020	Bill.com	Nogales Tactical LLC*	https://app.bill.com/BillPay?id=blp01QDDTFQZIC51...	-325.80	-4,955.82
Bill Pmt -Check	05/08/2020	Bill.com	Backflow Technologies	https://app.bill.com/BillPay?id=blp01KFRBTEJHQ51...	-395.00	-5,350.82
Bill Pmt -Check	05/08/2020	Bill.com	Quill Corporation	https://app.bill.com/BillPay?id=blp01FRQZTVQAM5...	-50.45	-5,401.27
Bill Pmt -Check	05/08/2020	Bill.com	Waxie Sanitary Supply	https://app.bill.com/BillPay?id=blp01XYPZSJXXM51...	-487.27	-5,888.54

Tubac Fire District
Monthly Disbursement Report
 May 2020

Type	Date	Num	Name	Memo	Amount	Balance
Bill Pmt -Check	05/08/2020	Bill.com	Verizon	https://app.bill.com/BillPay?id=blp01REFGGCXYE5...	-476.45	-6,364.99
Bill Pmt -Check	05/08/2020	Bill.com	Quick Fix	https://app.bill.com/BillPay?id=blp01GKETCNXL5...	-849.03	-7,214.02
General Journal	05/08/2020	2020-0127		Bill.com 05/08/20 Payables Funding	7,214.02	0.00
Bill Pmt -Check	05/19/2020	Bill.com	Prudential Overall Supply	https://app.bill.com/BillPay?id=blp01BIEXKPUJK52...	-32.90	-32.90
Bill Pmt -Check	05/19/2020	Bill.com	IFC Radios & Safety	https://app.bill.com/BillPay?id=blp01YMTCCOKXWP...	-404,050.96	-404,083.86
Bill Pmt -Check	05/19/2020	Bill.com	Senergy Petroleum	https://app.bill.com/BillPay?id=blp01SMWPWMEH...	-1,330.06	-405,413.92
Bill Pmt -Check	05/19/2020	Bill.com	Nogales Tactical LLC*	https://app.bill.com/BillPay?id=blp01HMUQKAWEW...	-543.00	-405,956.92
Bill Pmt -Check	05/19/2020	Bill.com	Direct TV - 0393	https://app.bill.com/BillPay?id=blp01GETSQUQPP5...	-148.98	-406,105.90
Bill Pmt -Check	05/19/2020	Bill.com	Prudential Overall Supply	https://app.bill.com/BillPay?id=blp01BFGMBINJD52...	-32.90	-406,138.80
Bill Pmt -Check	05/19/2020	Bill.com	Imprints Label & Decal*	https://app.bill.com/BillPay?id=blp01IMGPTJRRQ52...	-225.46	-406,364.26
Bill Pmt -Check	05/19/2020	Bill.com	CenturyLink	https://app.bill.com/BillPay?id=blp01UELYNVKVZ52...	-4.62	-406,368.88
Bill Pmt -Check	05/19/2020	Bill.com	Terminix	https://app.bill.com/BillPay?id=blp01URKNAUICY52...	-134.00	-406,502.88
Bill Pmt -Check	05/19/2020	Bill.com	Nextrio, LLC	https://app.bill.com/BillPay?id=blp01NGKBJAZNL52...	-3,218.55	-409,721.43
Bill Pmt -Check	05/19/2020	Bill.com	Arizona Propane	https://app.bill.com/BillPay?id=blp01WQJBXLMPB5...	-309.92	-410,031.35
Bill Pmt -Check	05/19/2020	Bill.com	Prudential Overall Supply	https://app.bill.com/BillPay?id=blp01FZIQHLEGO52...	-35.08	-410,066.43
Bill Pmt -Check	05/19/2020	Bill.com	Direct TV - 2827	https://app.bill.com/BillPay?id=blp01MRTTGZEC5...	-148.98	-410,215.41
Bill Pmt -Check	05/19/2020	Bill.com	Arizona Propane	https://app.bill.com/BillPay?id=blp01ZBCMFORVW...	-373.39	-410,588.80
Bill Pmt -Check	05/19/2020	Bill.com	Brady Industries	https://app.bill.com/BillPay?id=blp01HDSFFYHNF5...	-64.10	-410,652.90
Bill Pmt -Check	05/19/2020	Bill.com	Arizona Propane	https://app.bill.com/BillPay?id=blp01GWZRERWJL...	-497.85	-411,150.75
Bill Pmt -Check	05/19/2020	Bill.com	Arizona Auto Refrigeration	https://app.bill.com/BillPay?id=blp01ENHFAYKSN5...	-1,076.46	-412,227.21
Bill Pmt -Check	05/19/2020	Bill.com	Prudential Overall Supply	https://app.bill.com/BillPay?id=blp01YKLCHFISO52...	-26.69	-412,253.90
General Journal	05/19/2020	2020-0128		Bill.com 05/19/20 Payables Funding	412,253.90	0.00
Bill Pmt -Check	05/21/2020	Bill.com	Praxair	https://app.bill.com/BillPay?id=blp01BEDWRGHHZ...	-160.33	-160.33
Bill Pmt -Check	05/21/2020	Bill.com	Praxair	https://app.bill.com/BillPay?id=blp01TZBIRLMHP52...	-430.92	-591.25
Bill Pmt -Check	05/21/2020	Bill.com	Guardian EMS Products	https://app.bill.com/BillPay?id=blp01GFEZKJRIY52s...	-330.22	-921.47
Bill Pmt -Check	05/21/2020	Bill.com	Praxair	https://app.bill.com/BillPay?id=blp01KDUYJFBRQ5...	-592.32	-1,513.79
Bill Pmt -Check	05/21/2020	Bill.com	Guardian EMS Products	https://app.bill.com/BillPay?id=blp01XGKWGCTQN...	-226.75	-1,740.54
Bill Pmt -Check	05/21/2020	Bill.com	Nogales Tactical LLC*	https://app.bill.com/BillPay?id=blp01ZYFEPWNT5...	-108.60	-1,849.14
Bill Pmt -Check	05/21/2020	Bill.com	Guardian EMS Products	https://app.bill.com/BillPay?id=blp01EGKRNWOUB...	-27.04	-1,876.18
Bill Pmt -Check	05/21/2020	Bill.com	Guardian EMS Products	https://app.bill.com/BillPay?id=blp01EKKVCBNOG5...	-711.25	-2,587.43
Bill Pmt -Check	05/21/2020	Bill.com	The Mahoney Group	https://app.bill.com/BillPay?id=blp01AFLVWGTTZ5...	-10,024.00	-12,611.43
Bill Pmt -Check	05/21/2020	Bill.com	Guardian EMS Products	https://app.bill.com/BillPay?id=blp01TSOQIKONL52...	-334.50	-12,945.93
General Journal	05/21/2020	2020-0127		Bill.com 05/21/20 Payables Funding	12,945.93	0.00
Bill Pmt -Check	05/22/2020	Bill.com	Simply Bits, LLC	https://app.bill.com/BillPay?id=blp01DXTYODRDI53...	-691.57	-691.57
Bill Pmt -Check	05/22/2020	Bill.com	Simply Bits, LLC	https://app.bill.com/BillPay?id=blp01REWDEYJKU5...	-944.66	-1,636.23
Bill Pmt -Check	05/22/2020	Bill.com	Simply Bits, LLC	https://app.bill.com/BillPay?id=blp01RYVDCZAAO5...	-638.73	-2,274.96
Bill Pmt -Check	05/22/2020	Bill.com	V191 & Associates	https://app.bill.com/BillPay?id=blp01VVUQSUSZY5...	-250.00	-2,524.96
Bill Pmt -Check	05/22/2020	Bill.com	Simply Bits, LLC	https://app.bill.com/BillPay?id=blp01ZLZXHVDS53...	-771.52	-3,296.48
General Journal	05/22/2020	2020-0129		Bill.com 05/22/20 Payables Funding	3,296.48	0.00
Bill Pmt -Check	05/26/2020	Bill.com	EPCOR	https://app.bill.com/BillPay?id=blp01FHBXQKWIE5...	-47.81	-47.81
Bill Pmt -Check	05/26/2020	Bill.com	Fry Fire District*	https://app.bill.com/BillPay?id=blp01YAOROMUVY5...	-1,258.02	-1,305.83
Bill Pmt -Check	05/26/2020	Bill.com	United Fire Equipment Co.	https://app.bill.com/BillPay?id=blp01MUDSXBZYH5...	-606.12	-1,911.95
Bill Pmt -Check	05/26/2020	Bill.com	Vision Service Plan	https://app.bill.com/BillPay?id=blp01ZBFRGIOAG53...	-350.46	-2,262.41
Bill Pmt -Check	05/26/2020	Bill.com	Bustamante Refrigeration, LLC	https://app.bill.com/BillPay?id=blp01GMBTURVVF5...	-442.29	-2,704.70
Bill Pmt -Check	05/26/2020	Bill.com	Century Link 326B	https://app.bill.com/BillPay?id=blp01YDGCLXPPA5...	-165.21	-2,869.91
Bill Pmt -Check	05/26/2020	Bill.com	Unisource Energy Services (E...	https://app.bill.com/BillPay?id=blp01BMGUPLCR5...	-537.89	-3,407.80
Bill Pmt -Check	05/26/2020	Bill.com	Prudential Overall Supply	https://app.bill.com/BillPay?id=blp01ZJGSRPXVE53...	-35.08	-3,442.88
Bill Pmt -Check	05/26/2020	Bill.com	Prudential Overall Supply	https://app.bill.com/BillPay?id=blp01PJZIQZJNV535...	-32.90	-3,475.78
Bill Pmt -Check	05/26/2020	Bill.com	Prudential Overall Supply	https://app.bill.com/BillPay?id=blp01ZDNLYIZRX53...	-26.69	-3,502.47
Bill Pmt -Check	05/26/2020	Bill.com	Century Link 011B	https://app.bill.com/BillPay?id=blp01LDHILCFBC53...	-61.45	-3,563.92
Bill Pmt -Check	05/26/2020	Bill.com	Bank of America	https://app.bill.com/BillPay?id=blp01FFUSTYSGF53...	-3,831.63	-7,395.55
Bill Pmt -Check	05/26/2020	Bill.com	Prudential Overall Supply	https://app.bill.com/BillPay?id=blp01VUFQJZRKM5...	-32.90	-7,428.45
Bill Pmt -Check	05/26/2020	Bill.com	Valley Imaging Solutions Inc.	https://app.bill.com/BillPay?id=blp01XNDCHXAOD5...	-117.95	-7,546.40
Bill Pmt -Check	05/26/2020	Bill.com	Terminix	https://app.bill.com/BillPay?id=blp01BTYEDVVRSP5...	-128.00	-7,674.40
Bill Pmt -Check	05/26/2020	Bill.com	Valley Imaging Solutions Inc.	https://app.bill.com/BillPay?id=blp01WPAVTQIIS53...	-8.37	-7,682.77
Bill Pmt -Check	05/26/2020	Bill.com	Unisource Energy Services (G...	https://app.bill.com/BillPay?id=blp01ZCIJFQGUQ53...	-23.30	-7,706.07

Tubac Fire District
Monthly Disbursement Report
May 2020

Type	Date	Num	Name	Memo	Amount	Balance
Bill Pmt -Check	05/26/2020	Bill.com	Unisource Energy Services (G...	https://app.bill.com/BillPay?id=blp01PBPFJGJUG5...	-22.02	-7,728.09
Bill Pmt -Check	05/26/2020	Bill.com	Bustamante Refrigeration, LLC	https://app.bill.com/BillPay?id=blp01UVMNZEZFO5...	-192.00	-7,920.09
Bill Pmt -Check	05/26/2020	Bill.com	Vision Service Plan	https://app.bill.com/BillPay?id=blp01CECZYAIGO53...	-7.60	-7,927.69
Bill Pmt -Check	05/26/2020	Bill.com	Liberty Utilities #8134207196-3...	https://app.bill.com/BillPay?id=blp01ZHTRPWRCW...	-243.99	-8,171.68
Bill Pmt -Check	05/26/2020	Bill.com	Bustamante Refrigeration, LLC	https://app.bill.com/BillPay?id=blp01SWRNPCXFH5...	-270.00	-8,441.68
Bill Pmt -Check	05/26/2020	Bill.com	Terminix	https://app.bill.com/BillPay?id=blp01YKYPWXWRL...	-108.00	-8,549.68
Bill Pmt -Check	05/26/2020	Bill.com	Liberty Utilities #8134207237-3...	https://app.bill.com/BillPay?id=blp01TWTZVNILG53...	-482.15	-9,031.83
General Journal	05/26/2020	2020-0130		Bill.com 05/26/20 Payables Funding	9,031.83	0.00
Total 1072 · Bill.com Money Out Clearing					0.00	0.00
1127 · Cash with County Treasurer						
Deposit	05/05/2020			Property Tax Revenue-April 2020 T061-2063	-458,346.38	-458,346.38
Deposit	05/29/2020			Interest	20.86	-458,325.52
General Journal	05/29/2020	2020-0118		To Record property tax revenue for May 2020	163,349.36	-294,976.16
Total 1127 · Cash with County Treasurer					-294,976.16	-294,976.16
1129 · Operational						
General Journal	05/01/2020	2020-0126		Bill.com 05/01/20 Payables Funding	-29,195.42	-29,195.42
Deposit	05/04/2020			Deposit	3,075.47	-26,119.95
Deposit	05/04/2020			Deposit	25.00	-26,094.95
Deposit	05/04/2020			Deposit	734.54	-25,360.41
Deposit	05/04/2020			Deposit	470.15	-24,890.26
General Journal	05/04/2020	2020-0125		Bill.com 05/04/20 Payables Funding	-6,960.41	-31,850.67
Check	05/04/2020			Service Charge	-197.07	-32,047.74
Check	05/05/2020	25625	Green Valley F.F.A.	Pay period ending May 3, 2020	-468.00	-32,515.74
Check	05/05/2020	25626	Nationwide Retirement Solutions	Plan 401A - pay period ending May 3, 2020	-894.26	-33,410.00
Check	05/05/2020	25627	Nationwide Retirement Solutions	Entity No. 0345 - pay period ending May 3, 2020	-1,203.30	-34,613.30
Check	05/05/2020	25628	Security Benefit	Payer ID# 613624000 pay period dne 5/3/2020	-425.00	-35,038.30
Check	05/05/2020	25629	Springleaf Financial of Arizona,...	Case #CV-2016-00024 - Benjamin Guerrero, Jr.	-76.94	-35,115.24
Deposit	05/05/2020			Deposit	460,437.58	425,322.34
Deposit	05/06/2020			Deposit	851.59	426,173.93
Deposit	05/07/2020			Deposit	1,015.90	427,189.83
Deposit	05/07/2020			Interest	7.05	427,196.88
Check	05/08/2020	ACH	PUBLIC SAFETY PERSONAL ...	Pay period ending May 3, 2020	-16,364.34	410,832.54
General Journal	05/08/2020	2020-0127		Bill.com 05/08/20 Payables Funding	-7,214.02	403,618.52
Deposit	05/08/2020			Deposit	26,349.67	429,968.19
Deposit	05/08/2020			Deposit	30.00	429,998.19
General Journal	05/08/2020	2020-0126			-44,842.61	385,155.58
General Journal	05/08/2020	2020-0126			-959.40	384,196.18
General Journal	05/08/2020	2020-0126			-9,304.58	374,891.60
General Journal	05/08/2020	2020-0126			-224.40	374,667.20
General Journal	05/08/2020	2020-0126			-9,390.00	365,277.20
Deposit	05/11/2020			Deposit	1,650.12	366,927.32
Deposit	05/11/2020			Deposit	13,814.99	380,742.31
Deposit	05/11/2020			Deposit	1,512.41	382,254.72
Deposit	05/11/2020			Deposit	500.00	382,754.72
Deposit	05/12/2020			Deposit	1,534.89	384,289.61
Deposit	05/12/2020			Deposit	973.66	385,263.27
Deposit	05/12/2020			Deposit	154.30	385,417.57
Deposit	05/13/2020			Deposit	309.33	385,726.90
Deposit	05/13/2020			Deposit	950.20	386,677.10
Deposit	05/13/2020			Deposit	906.01	387,583.11
Deposit	05/15/2020			Deposit	363,645.86	751,228.97
Deposit	05/15/2020			Deposit	730.31	751,959.28
Deposit	05/15/2020			Deposit	118.32	752,077.60

5:41 PM

06/16/20

Accrual Basis

Tubac Fire District
Monthly Disbursement Report
May 2020

Type	Date	Num	Name	Memo	Amount	Balance
Check	05/15/2020		FDGL		-45.33	752,032.27
Deposit	05/18/2020			Deposit	1,870.81	753,903.08
Deposit	05/18/2020			Deposit	1,374.76	755,277.84
Deposit	05/18/2020			Deposit	583.52	755,861.36
General Journal	05/19/2020	2020-0128		Bill.com 05/19/20 Payables Funding	-412,253.90	343,607.46
Check	05/20/2020	ACH	Enterprise FM Trust	Invoice #FBN3953030	-2,276.37	341,331.09
Check	05/21/2020	25630	Nationwide Retirement Solutions	Plan 401A Pay period end May 17, 2020	-1,037.89	340,293.20
Check	05/21/2020	25631	Nationwide Retirement Solutions	Entity #0345 pay period end May 17, 2020	-1,203.30	339,089.90
Check	05/21/2020	25632	Security Benefit	Payer ID#613624000 Pay period end May 17, 2020	-425.00	338,664.90
Check	05/21/2020	25633	Green Valley F.F.A.	Union dues for Pay period end 5/17/2020	-468.00	338,196.90
Check	05/21/2020	25634	Springleaf Financial of Arizona,...	Case #CV-2016-00024 Benjamin Guerrero, Jr.	-76.94	338,119.96
Check	05/21/2020	25635	United Healthcare Insurance C...	Refund overpayment Audit #CA38390166 041814	-1,100.87	337,019.09
Check	05/21/2020	25636	Richard Van Reyper	Refund overpayment Call #2020-0268	-1,275.81	335,743.28
Check	05/21/2020	25637	Collection Agency of the High ...	Collection Fees - Client #9361	-531.33	335,211.95
General Journal	05/21/2020	2020-0127		Bill.com 05/21/20 Payables Funding	-12,945.93	322,266.02
Deposit	05/21/2020			Deposit	7,082.14	329,348.16
Deposit	05/21/2020			Deposit	776.86	330,125.02
General Journal	05/22/2020	2020-0129		Bill.com 05/22/20 Payables Funding	-3,296.48	326,828.54
General Journal	05/22/2020	2020-0131			-46,862.46	279,966.08
General Journal	05/22/2020	2020-0131			-959.40	279,006.68
General Journal	05/22/2020	2020-0131			-9,251.94	269,754.74
General Journal	05/22/2020	2020-0131			-228.06	269,526.68
General Journal	05/22/2020	2020-0131			-490.00	269,036.68
Deposit	05/22/2020			Deposit	952.27	269,988.95
Check	05/26/2020	ACH	PUBLIC SAFETY PERSONAL ...	Pay period ending May 17, 2020	-17,511.39	252,477.56
General Journal	05/26/2020	2020-0130		Bill.com 05/26/20 Payables Funding	-9,031.83	243,445.73
Deposit	05/26/2020			Deposit	904.77	244,350.50
Deposit	05/26/2020			Deposit	2,720.61	247,071.11
Deposit	05/26/2020			Deposit	62.73	247,133.84
Deposit	05/27/2020			Deposit	199.23	247,333.07
Deposit	05/27/2020			Deposit	3,097.86	250,430.93
Deposit	05/27/2020			Deposit	723.16	251,154.09
Deposit	05/27/2020			Deposit	682.29	251,836.38
Deposit	05/29/2020			Deposit	1,222.15	253,058.53
Total 1129 - Operational					253,058.53	253,058.53
1130 - Savings Acct.						
Deposit	05/29/2020			Interest	49.36	49.36
Total 1130 - Savings Acct.					49.36	49.36
TOTAL					-41,868.27	-41,868.27

Tubac Fire District

Twelve-Month Cash Flow

Fiscal Year Jul-19
Begins:

Tubac Fire District

	Beginning	Jul-19	Aug-19	Sep-19	Oct-19	Nov-19	Dec-19	Jan-20	Feb-20	Mar-20	Apr-20	May-20	Jun-20	Average	Overview
Cash Summary															
Cash on Hand (beginning of month)	1,627,418	1,627,418	1,615,260	1,341,777	1,179,587	1,668,836	2,008,555	2,267,423	2,036,741	1,933,288	1,832,564	2,054,511	2,012,643	1,798,217	
Cash Available (on hand + receipts, before cash out)	1,627,418	1,908,605	1,716,932	1,468,041	1,890,729	2,283,463	2,520,575	2,450,717	2,192,012	2,100,317	2,440,352	2,661,635	2,243,265	2,156,387	
Cash Position (end of month)	1,627,418	1,615,260	1,341,777	1,179,587	1,668,836	2,008,555	2,267,423	2,036,741	1,933,288	1,832,564	2,054,511	2,012,643	1,932,755	1,823,662	
Line of Credit Available	1,000,000	1,000,000	1,000,000	1,000,000	1,000,000	1,000,000	1,000,000	1,000,000	1,000,000	1,000,000	1,000,000	1,000,000	1,000,000	1,000,000	
Cash Receipts															
Tax Levy Revenue		9,222	9,663	17,475	624,057	548,705	397,712	113,522	85,097	90,152	550,876	163,349	128,038	228,156	
Other Cash Inflows		271,965	92,009	108,789	87,085	65,922	114,308	69,772	70,174	76,877	56,913	443,774	102,584	130,014	
Line of Credit		0	0	0	0	0	0	0	0	0	0	0	0	0	
Total Cash Receipts		281,187	101,672	126,265	711,142	614,627	512,020	183,294	155,271	167,029	607,789	607,124	230,622	358,170	
Cash Paid Out															
Disbursements		293,345	375,156	288,454	221,893	274,908	253,152	413,976	258,724	267,753	385,841	648,992	310,510	332,725	
Capital Outlay		0	0	0	0	0	0	0	0	0	0	0	0	0	
Repayment of LOC		0	0	0	0	0	0	0	0	0	0	0	0	0	
Total Cash Paid Out		293,345	375,156	288,454	221,893	274,908	253,152	413,976	258,724	267,753	385,841	648,992	310,510	332,725	
		(Actual)	(Actual)	(Actual)	(Actual)	(Actual)	(Actual)	(Actual)	(Actual)	(Actual)	(Actual)	(Actual)	(Budget)		