

Tubac Fire District

2227 E I-19 Frontage Rd
Tubac, AZ 85646
520.398.2255



Monthly Financial Report – May 2021

Attached are the following for your information and review:

1. Balance Sheet as of May 31, 2021.
2. Summary of Reconciled Cash Balances as of May 31, 2021.
3. Income Statement of Revenues and Expenditures for May 2021 including budget to actual and year-to-date balances.
4. Income vs. Expenses Graph for May 2021.
5. Fixed Asset Additions and Disposals for FY 20/21.
6. Liabilities & Securities for FY 20/21.
7. Fleet Repairs & Maintenance Expenses.
8. Station Utilities, Supplies, and Repairs & Maintenance Expenses.
9. Board Presentation.
10. Monthly Disbursement Report.
11. 12-Month Cash Flow.

Key points:

- Santa Cruz County revenue for May is \$188,937 which is \$106,725 under budget.
- Non-Levy revenue is \$73,455 which is under budget by \$67,720 driven by wildland, grant and tower fund revenue.
- Expenses for May totaled \$275,123 which is under budget by \$14,377.
- Year-to-date Santa Cruz revenue is \$3,082,561 which is \$8,710 over budget.
- Year-to-date Non-Levy revenue is \$4,850,708 which is \$3,702,783 over budget, driven by the sale of the tower.
- Year-to-date ordinary expense is \$3,416,652 which is \$136,205 over budget.
 - Personnel Expenses are \$108,243 over budget, driven by Overtime and Wildland overtime.

Please contact the Finance Director for any questions or concerns regarding this report.

This report and the attached detail reports have been reviewed and approved by the Fire Board.

Board Clerk

Date

Tubac Fire District
Balance Sheet
As of May 31, 2021

	May 31, 21	Apr 30, 21	\$ Change	May 31, 20	\$ Change
ASSETS					
Current Assets					
Checking/Savings					
1127 · Cash with County Treasurer	158,501.15	502,625.32	-344,124.17	163,370.22	-4,869.07
1129 · Operational	913,942.56	602,986.02	310,956.54	1,120,715.90	-206,773.34
1130 · Savings Acct.	4,643,509.85	4,643,312.68	197.17	728,556.66	3,914,953.19
1131 · Bond Account	679,383.99	648,943.80	30,440.19	657,814.60	21,569.39
Total Checking/Savings	6,395,337.55	6,397,867.82	-2,530.27	2,670,457.38	3,724,880.17
Accounts Receivable					
1245 · Property Tax Receivable	229,673.56	229,673.56	0.00	210,125.90	19,547.66
1200 · Wildland Receivable	24,446.87	13,342.90	11,103.97	0.00	24,446.87
1205 · Other Receivables	18,303.25	18,303.25	0.00	18,183.25	120.00
1250 · Ambulance Receivable	155,819.15	155,819.15	0.00	157,659.00	-1,839.85
1251 · Allowance for Ambulance Receiv	-82,122.65	-82,122.65	0.00	-28,378.62	-53,744.03
Total Accounts Receivable	346,120.18	335,016.21	11,103.97	357,589.53	-11,469.35
Other Current Assets					
1400 · Prepaid Expense	18,761.77	18,761.77	0.00	47,893.66	-29,131.89
Total Other Current Assets	18,761.77	18,761.77	0.00	47,893.66	-29,131.89
Total Current Assets	6,760,219.50	6,751,645.80	8,573.70	3,075,940.57	3,684,278.93
Fixed Assets					
1750 · CIP	15,600.00	15,600.00	0.00	0.00	15,600.00
1711 · Land - Non-depreciable	257,352.00	257,352.00	0.00	257,352.00	0.00
1745 · AD - Equipment	-1,344,957.58	-1,344,957.58	0.00	-1,268,362.19	-76,595.39
1735 · AD - Vehicles	-2,591,325.80	-2,591,325.80	0.00	-2,905,525.18	314,199.38
1725 · AD - Building	-1,961,004.22	-1,961,004.22	0.00	-1,814,669.38	-146,334.84
1730 · Vehicles	3,258,646.22	3,258,646.22	0.00	3,539,788.48	-281,142.26
1740 · Equipment	1,917,942.29	1,917,942.29	0.00	1,719,078.38	198,863.91
1720 · Buildings & Improvements	6,316,051.78	6,316,051.78	0.00	6,334,302.73	-18,250.95
Total Fixed Assets	5,868,304.69	5,868,304.69	0.00	5,861,964.84	6,339.85
Other Assets					
1958 · Net PSPRS OPEB Asset TR 3	502.00	502.00	0.00	0.00	502.00
1957 · Net Pension Asset PSPRS TR3	5,579.00	5,579.00	0.00	0.00	5,579.00
1918 · Deferred Outflow PSPRS OPEB TR3	118.00	118.00	0.00	0.00	118.00
1917 · Deferred Outflows PSPRS TR 3	28,415.00	28,415.00	0.00	0.00	28,415.00
1956 · Net OPEB Asset	122,452.00	122,452.00	0.00	72,080.00	50,372.00

Tubac Fire District
Balance Sheet
As of May 31, 2021

	May 31, 21	Apr 30, 21	\$ Change	May 31, 20	\$ Change
1916 · Deferred outflow - PSPRS OPEB	3,005.00	3,005.00	0.00	0.00	3,005.00
1915 · Deferred outflows - PSPRS	1,347,886.00	1,347,886.00	0.00	1,286,204.00	61,682.00
Total Other Assets	1,507,957.00	1,507,957.00	0.00	1,358,284.00	149,673.00
TOTAL ASSETS	14,136,481.19	14,127,907.49	8,573.70	10,296,189.41	3,840,291.78
LIABILITIES & EQUITY					
Liabilities					
Current Liabilities					
Accounts Payable					
2000 · Accounts Payable	28,136.53	8,273.62	19,862.91	73,213.68	-45,077.15
Total Accounts Payable	28,136.53	8,273.62	19,862.91	73,213.68	-45,077.15
Credit Cards					
2010 · Bank of America Credit Card	2,001.34	4,297.53	-2,296.19	2,976.30	-974.96
Total Credit Cards	2,001.34	4,297.53	-2,296.19	2,976.30	-974.96
Other Current Liabilities					
2316 · Deferred Inflows - PSPRS OPEB	92,091.00	92,091.00	0.00	55,427.00	36,664.00
2318 · Deferred Inflows PSPRS OPEB TR3	110.00	110.00	0.00	0.00	110.00
2317 · Deferred Inflows PSPRS TR3	1,387.00	1,387.00	0.00	0.00	1,387.00
2230 · Accrued Interest	2,628.78	2,628.78	0.00	2,353.00	275.78
2030 · Compensated Absences Payable	113,296.86	113,296.86	0.00	107,010.48	6,286.38
2020 · Accrued Wages	110,929.42	110,929.42	0.00	67,035.17	43,894.25
2315 · Deferred Inflows - PSPRS	571,371.00	571,371.00	0.00	478,001.00	93,370.00
2100 · Payroll Liabilities					
2102 · PSPRS Payable	11,182.96	7,551.20	3,631.76	0.00	11,182.96
2103 · Pension Payable	3,579.46	5,794.78	-2,215.32	0.00	3,579.46
2127 · Union Dues Payable	468.00	468.00	0.00	18.00	450.00
2128 · Health Insurance/Vision Ins.	-23,910.61	-22,450.01	-1,460.60	-8,338.04	-15,572.57
2130 · Life Insurance	3,189.20	1,066.40	2,122.80	0.00	3,189.20
2132 · Dental Insurance	3,477.65	1,817.28	1,660.37	0.00	3,477.65
2137 · Garnishment	-236.26	-236.26	0.00	-1,154.10	917.84
2140 · Pre-Paid Legal	-25.90	-25.90	0.00	90.65	-116.55
Total 2100 · Payroll Liabilities	-2,275.50	-6,014.51	3,739.01	-9,383.49	7,107.99
2111 · Direct Deposit Liabilities	0.00	0.00	0.00	93.00	-93.00
Total Other Current Liabilities	889,538.56	885,799.55	3,739.01	700,536.16	189,002.40
Total Current Liabilities	919,676.43	898,370.70	21,305.73	776,726.14	142,950.29

8:02 AM

06/21/21

Accrual Basis

**Tubac Fire District
Balance Sheet
As of May 31, 2021**

	May 31, 21	Apr 30, 21	\$ Change	May 31, 20	\$ Change
Long Term Liabilities					
2335 · F150 Leases Payable	64,947.12	64,947.12	0.00	90,337.08	-25,389.96
2330 · Ambulance Lease Payable	143,145.64	143,145.64	0.00	169,009.89	-25,864.25
2355 · Net Pension Liability - PSPRS	2,646,365.00	2,646,365.00	0.00	2,460,182.00	186,183.00
2320 · Bond Payable	3,475,645.64	3,475,645.64	0.00	3,861,800.00	-386,154.36
Total Long Term Liabilities	6,330,103.40	6,330,103.40	0.00	6,581,328.97	-251,225.57
Total Liabilities	7,249,779.83	7,228,474.10	21,305.73	7,358,055.11	-108,275.28
Equity					
3001 · Unrestricted	438,291.53	438,291.53	0.00	392,152.59	46,138.94
3510 · Restricted	236,344.73	236,344.73	0.00	552,588.73	-316,244.00
3530 · Net Investment in Capital Asset	1,736,233.22	1,736,233.22	0.00	1,154,375.22	581,858.00
Net Income	4,475,831.88	4,488,563.91	-12,732.03	839,017.76	3,636,814.12
Total Equity	6,886,701.36	6,899,433.39	-12,732.03	2,938,134.30	3,948,567.06
TOTAL LIABILITIES & EQUITY	14,136,481.19	14,127,907.49	8,573.70	10,296,189.41	3,840,291.78

Tubac Fire District
Summary of Reconciled Cash Balances
 Period Ending 5/31/2021

	Bank of America Checking	Santa Cruz County General Fund	Bank of America Savings	Santa Cruz County Bond Account
	5/31/2021	5/31/2021	5/31/2021	5/31/2021
Beginning Balance	604,022.02	502,625.32	4,643,312.68	648,943.80
Cleared Transactions				
Checks and Payments	(255,836.69)	(502,625.32)	-	-
Deposits and Credits	566,207.23	158,501.15	197.17	30,440.19
Total Cleared Transactions	310,370.54	(344,124.17)	197.17	30,440.19
Cleared Balance	914,392.56	158,501.15	4,643,509.85	679,383.99
Uncleared Transactions				
Checks and Payments	(450.00)	-	-	-
Deposits and Credits	-	-	-	-
Total Uncleared Transactions	(450.00)	-	-	-
Register Balance as of 5/31/2021	913,942.56	158,501.15	4,643,509.85	679,383.99

8:05 AM

06/21/21

Accrual Basis

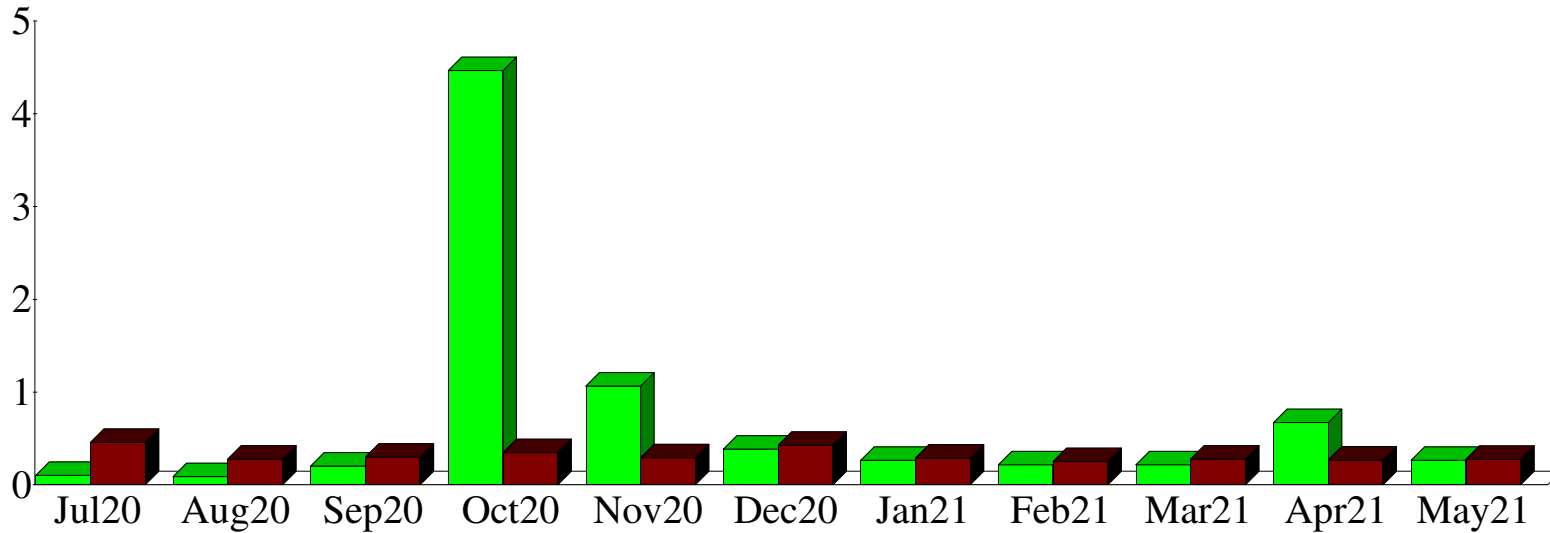
**Tubac Fire District
Profit & Loss Budget Performance
May 2021**

	May 21	Budget	\$ Over Budget	Jul '20 - May 21	YTD Budget	\$ Over Budget	Annual Budget
Ordinary Income/Expense							
Income							
Tax Revenues	188,936.56	295,662.00	-106,725.44	3,082,560.83	3,073,851.25	8,709.58	3,235,431.25
Non Tax Levy Revenue							
4200 · Miscellaneous Revenue	3,725.97	36,175.00	-32,449.03	181,546.60	397,925.00	-216,378.40	434,100.00
4110 · EMS Revenue	31,542.44	37,500.00	-5,957.56	381,330.76	412,500.00	-31,169.24	450,000.00
4120 · Wildland Revenue	38,186.36	67,500.00	-29,313.64	399,451.19	337,500.00	61,951.19	405,000.00
8005 · Gain/Loss on sale of asset	0.00			3,888,379.35			
Total Non Tax Levy Revenue	73,454.77	141,175.00	-67,720.23	4,850,707.90	1,147,925.00	3,702,782.90	1,289,100.00
Total Income	262,391.33	436,837.00	-174,445.67	7,933,268.73	4,221,776.25	3,711,492.48	4,524,531.25
Gross Profit	262,391.33	436,837.00	-174,445.67	7,933,268.73	4,221,776.25	3,711,492.48	4,524,531.25
Expense							
Personnel Expenses	208,870.72	229,412.00	-20,541.28	2,645,762.00	2,537,519.00	108,243.00	2,866,472.00
Buildings & Land	17,282.32	15,801.00	1,481.32	187,738.25	173,811.00	13,927.25	189,600.00
Vehicles & Equipment	16,601.75	19,534.00	-2,932.25	247,302.61	227,374.00	19,928.61	246,904.00
Communications & I.T.	6,087.14	7,476.00	-1,388.86	94,468.03	105,021.00	-10,552.97	119,100.00
Travel & Training	11,557.08	6,975.00	4,582.08	48,255.32	63,375.00	-15,119.68	70,350.00
Managerial Expenses	14,724.35	9,469.00	5,255.35	191,579.88	164,184.00	27,395.88	173,655.00
Grant Expenses	0.00	833.00	-833.00	1,545.97	9,163.00	-7,617.03	10,000.00
Total Expense	275,123.36	289,500.00	-14,376.64	3,416,652.06	3,280,447.00	136,205.06	3,676,081.00
Net Ordinary Income	-12,732.03	147,337.00	-160,069.03	4,516,616.67	941,329.25	3,575,287.42	848,450.25
Other Income/Expense							
Other Expense							
8010 · Bond Interest	0.00	0.00	0.00	40,784.79	41,012.62	-227.83	82,025.24
Total Other Expense	0.00	0.00	0.00	40,784.79	41,012.62	-227.83	82,025.24
Net Other Income	0.00	0.00	0.00	-40,784.79	-41,012.62	227.83	-82,025.24
Net Income	-12,732.03	147,337.00	-160,069.03	4,475,831.88	900,316.63	3,575,515.25	766,425.01

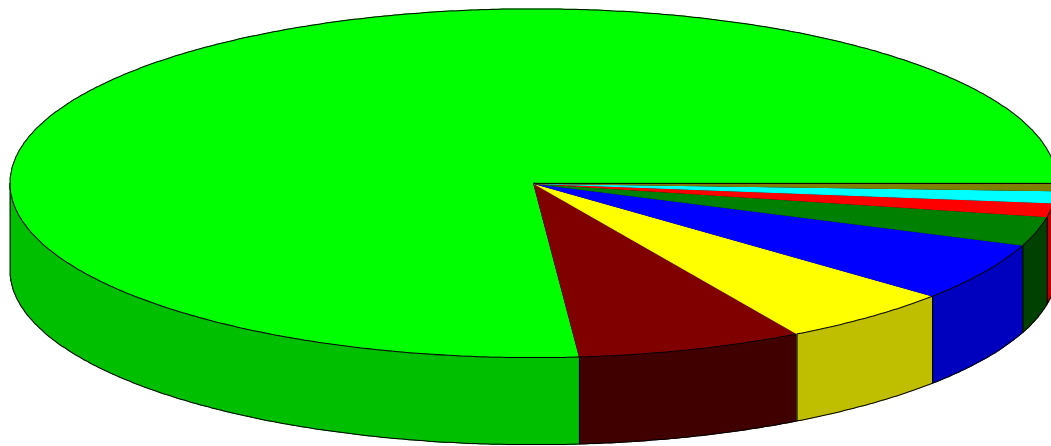
Income and Expense by Month July 2020 through May 2021



\$ in 1,000,000's



Expense Summary July 2020 through May 2021



Personnel Expenses	76.52%
Vehicles & Equipment	7.15
Managerial Expenses	5.54
Buildings & Land	5.43
Communications & I.T.	2.73
Travel & Training	1.40
8010 - Bond Interest	1.18
Grant Expenses	0.04
Total	\$3,457,436.85

By Account

Tubac Fire District
Fixed Assets Additions and Disposals

Recorded in fixed asset accounts:

Account Number	Account name	Addition/(Disposal) Amount	Description of Asset
1720	Buildings & Improvements	\$ 9,663.78	Modular installation
1740	Equipment	\$ 45,586.97	Gurney
1730	Vehicles	\$ 180,442.78	Ambulance 1055
1740	Equipment	\$ 5,886.29	Treadmill
1740	Equipment	\$ 163,890.65	4 Phillips Cardiac Monitors
1730	Vehicles	\$ 16,998.26	Polaris UTV for Wildland Medical Response
TOTALS		\$ 422,468.73	

Prepared

6/21/2021 JVG, Finance Director.

TUBAC FIRE DISTRICT
Liabilities and Securities - FY20/21

LIABILITIES						
Description	TOTAL PRICE	CURRENT BALANCE	INTEREST RATE	FY20/21 PAYMENTS	NEXT PAYMENT	DATE OF PAYOFF
Bond	\$6,795,000.00	\$3,475,645.64	2.36%	\$0.00	7/1/2021	7/1/2028
Lease Payable	\$195,131.69	\$143,145.64	3.71%	\$25,864.25	2/1/2022	2/1/2026
Net Pension Liability - PSPRS		\$2,646,365.00				
Totals		\$6,265,156.28		\$25,864.25		

SECURITIES				
Broker	CUSIP #	Description	Market Value	Maturity Date
		Totals	\$0.00	

☞ Net balance owed = **\$6,265,156.28**

8:06 AM

06/21/21

Accrual Basis

Tubac Fire District Fleet Repairs & Maintenance May 2021

Date	Source Name	Memo	Amount
Ambulance 1055			
05/21/2021	Amazon	2-pack 120mm fan dc 12v	14.12
05/28/2021	Luna's Auto Service	Tire install	20.00
05/28/2021	FH Hardware LLC	Bolts and nuts for unit 1055	5.12
Total Ambulance 1055			39.24
Apparatus			
Ambulance 1053			
05/19/2021	Luna's Auto Service	Tire repair	30.00
Total Ambulance 1053			30.00
Ambulance 1054			
05/08/2021	California Tire	Tires, Installation, Balance	1,406.42
05/08/2021	California Tire	6 New tires for unit #1054	0.00
Total Ambulance 1054			1,406.42
Rescue 1040			
05/02/2021	Safeway	Windex, STP power steering fluid	7.55
05/12/2021	Watson Chevrolet	Maint and repairs to unit 1040	2,439.94
05/12/2021	Watson Chevrolet	Maintenance and repairs to Unit 1040	0.00
Total Rescue 1040			2,447.49
Staff Vehicle 1051			
05/03/2021	Joey Ruiz	Detail Unit 1051	120.00
Total Staff Vehicle 1051			120.00
T724 Unit 1043			
05/28/2021	W.W. Williams	Coolant Reservoir for Vehicle	392.97
Total T724 Unit 1043			392.97
Total Apparatus			4,396.88
Polaris 1056			
05/19/2021	Arivaca Mercantile	Bungee Cords 4pk / Husky ratchet tiedowns 4 pk	41.35
05/23/2021	Amazon	Rhino ratchet straps tie down kit - heavy duty	64.83
05/23/2021	Amazon	6-pack recessed pan d-ring tie downs and heavy...	61.36
05/27/2021	Pedro Mendoza	custom wheel brackets, installed	250.00
Total Polaris 1056			417.54
TOTAL			4,853.66

Tubac Fire District
Station Utilities, Supplies, and Repairs & Maintenance
May 2021

Date	Source Name	Memo	Amount
Stations			
Station 1			
05/01/2021	Century Link 8386	Internet Station 1	4.02
05/04/2021	Waxie Sanitary Supply	Janitorial Supplies-enmotion, clean & soft, wood thread	455.08
05/05/2021	Prudential Overall Supply	Station Supplies	30.77
05/10/2021	Century Link 326B	Internet May 2021	165.70
05/11/2021	EPCOR	May water bill	54.86
05/12/2021	Prudential Overall Supply	Station Supplies	30.77
05/17/2021	Waxie Sanitary Supply	Janitorial Supplies-enmotion	225.10
05/18/2021	Arizona Propane	Propane Station 1	124.46
05/18/2021	Unisource Energy Services (Gas)	2227 E FRONTAGE RD, TUBAC, AZ 85646 Small Volu...	22.12
05/18/2021	Unisource Energy Services (Gas)	2227 E FRONTAGE RD, TUBAC, AZ 85646 Small Volu...	22.12
05/18/2021	Unisource Energy Services (Electric)	2227 E FRONTAGE RD, TUBAC, AZ 85646 Small Gener...	516.02
05/19/2021	Direct TV - 9236	TV for period 05/18/21 - 06/17/21	149.98
05/19/2021	Prudential Overall Supply	Station Supplies	30.77
05/20/2021	Simply Bits, LLC	Account #: CA24339 Internet and long distance for June...	903.31
05/20/2021	Amazon	Energizer Max D Batteries for all stations	21.71
05/26/2021	Prudential Overall Supply	Station Supplies	30.77
05/26/2021	Waste Management of Tucson	Trash Service	208.59
Total Station 1			2,996.15
Station 2			
05/01/2021	Central Alarm	Access Control Full Service from 5/1/21 - 5/31/21	60.00
05/04/2021	Terminix	Pest Control	120.00
05/10/2021	Century Link 011B	Monthly Internet for Station 2 May 2021	62.73
05/12/2021	Prudential Overall Supply	Station Supplies	37.47
05/18/2021	Liberty Utilities #84201956-84305894	84201956-84305894 1360 W FRONTAGE RD	623.12
05/19/2021	Prudential Overall Supply	Station Supplies	37.47
05/20/2021	Simply Bits, LLC	Account #: CA17981 Internet and long distance for June...	592.56
05/20/2021	Amazon	Energizer Max D Batteries for all stations	21.71
05/24/2021	Unisource Energy Services (Electric)	455 CAMINO AGOSTO, 1, RIO RICO, AZ 85648 Small ...	153.23
05/24/2021	Unisource Energy Services (Electric)	563 CAMINO LITO GALINDO, RIO RICO, AZ 85648 Me...	724.30
05/26/2021	Prudential Overall Supply	Station Supplies	37.47
05/26/2021	Waste Management of Tucson	Trash Service	208.81
Total Station 2			2,678.87
Station 3			
05/01/2021	Unlimited Plumbing Works, LLC.*	Plumbing Repairs- water heater	185.00
05/01/2021	Bustamante Refrigeration, LLC	3-LBS R-410A	265.00
05/03/2021	Direct TV - 0393	TV for period 05/02/21 - 06/01/21 at Station 3	166.98
05/04/2021	Terminix	Pest Control	149.00
05/06/2021	Liberty Utilities 84207196-84305894	Service Address: 333 CAMINO JOSEFINA 03/30/2021 ...	168.95
05/12/2021	Prudential Overall Supply	Station Supplies	35.13
05/17/2021	Terminix	Pest Control	149.00
05/19/2021	Prudential Overall Supply	Station Supplies	35.13
05/20/2021	Simply Bits, LLC	Account #: CA24338 Internet and long distance for June...	693.52
05/20/2021	Amazon	Energizer Max D Batteries for all stations	21.71

8:07 AM

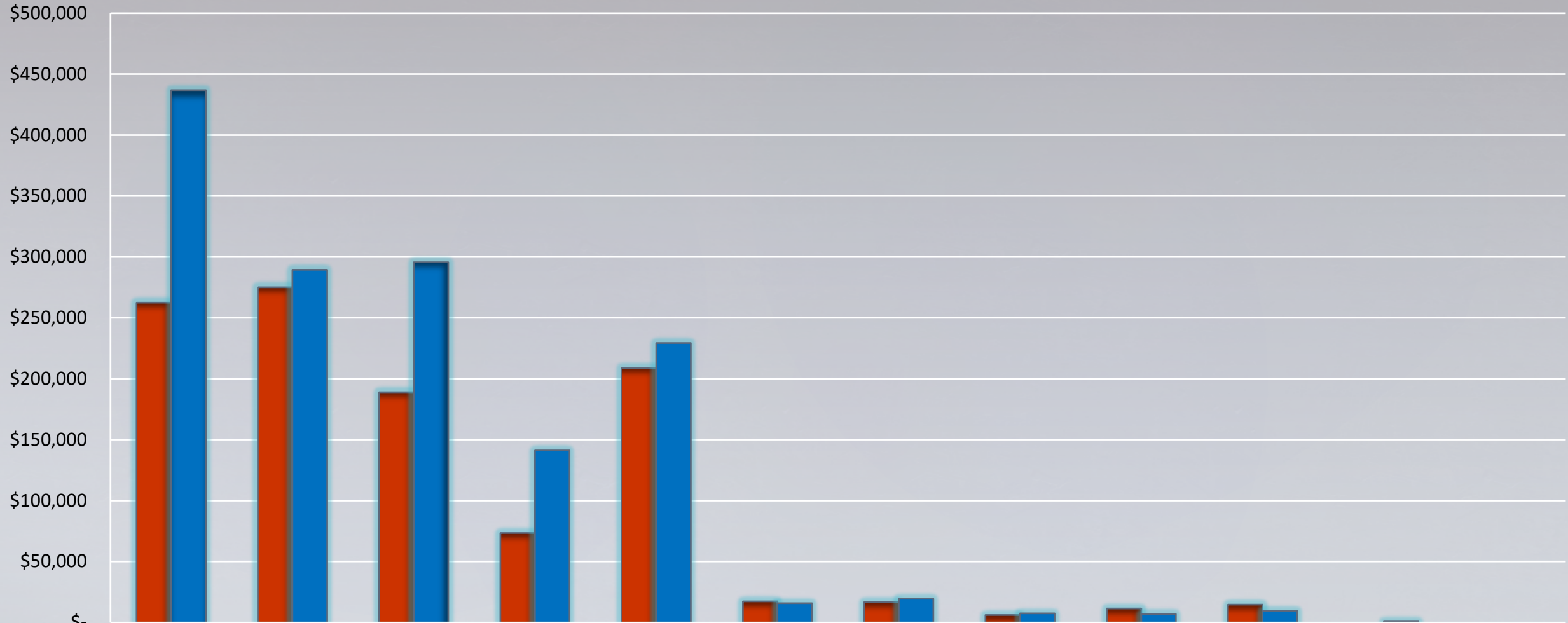
06/21/21

Accrual Basis

Tubac Fire District
Station Utilities, Supplies, and Repairs & Maintenance
May 2021

Date	Source Name	Memo	Amount
05/21/2021	Arizona Propane	Propane Station 3	1,150.78
05/25/2021	Unisource Energy Services (Electric)	333 CAMINO JOSEPHINA, RIO RICO, AZ 85648 Mediu...	815.25
05/26/2021	Prudential Overall Supply	Station Supplies	35.13
Total Station 3			3,870.58
Station 4			
05/01/2021	Unlimited Plumbing Works, LLC.*	Scope of Work: To provide and install a 2" PressureRegu...	1,638.00
05/05/2021	Terminix	Pest Control	143.00
05/06/2021	Direct TV - 2827	Monthly TV from 05/05/21 - 06/04/21 at Station 4	163.98
05/06/2021	Liberty Utilities 84207196-84305894	Service Address: 149 RUTA CAMARON 03/31/2021 - 0...	322.32
05/12/2021	Prudential Overall Supply	Station Supplies	35.13
05/18/2021	Arizona Propane	Propane Station 4	1,120.15
05/19/2021	Prudential Overall Supply	Station Supplies	35.13
05/20/2021	Simply Bits, LLC	Account #: CA24337 Internet and long distance for June ...	700.80
05/20/2021	Amazon	Energizer Max D Batteries for all stations	21.72
05/26/2021	Prudential Overall Supply	Station Supplies	35.13
05/27/2021	Unisource Energy Services (Electric)	149 RUTA CAMARON, RIO RICO, AZ 85648 Medium G...	719.05
Total Station 4			4,934.41
Total Stations			14,480.01
TOTAL			14,480.01

May 2021



Actual

Budget

Variance

\$262,391

\$436,837

(174,446)

\$275,123

\$289,500

(14,377)

\$188,937

\$295,662

(106,725)

\$73,455

\$141,175

(67,720)

\$208,871

\$229,412

(20,541)

\$17,282

\$15,801

1,481

\$16,602

\$19,534

(2,932)

\$6,087

\$7,476

(1,389)

\$11,557

\$6,975

4,582

\$14,724

\$9,469

5,255

\$0

\$833

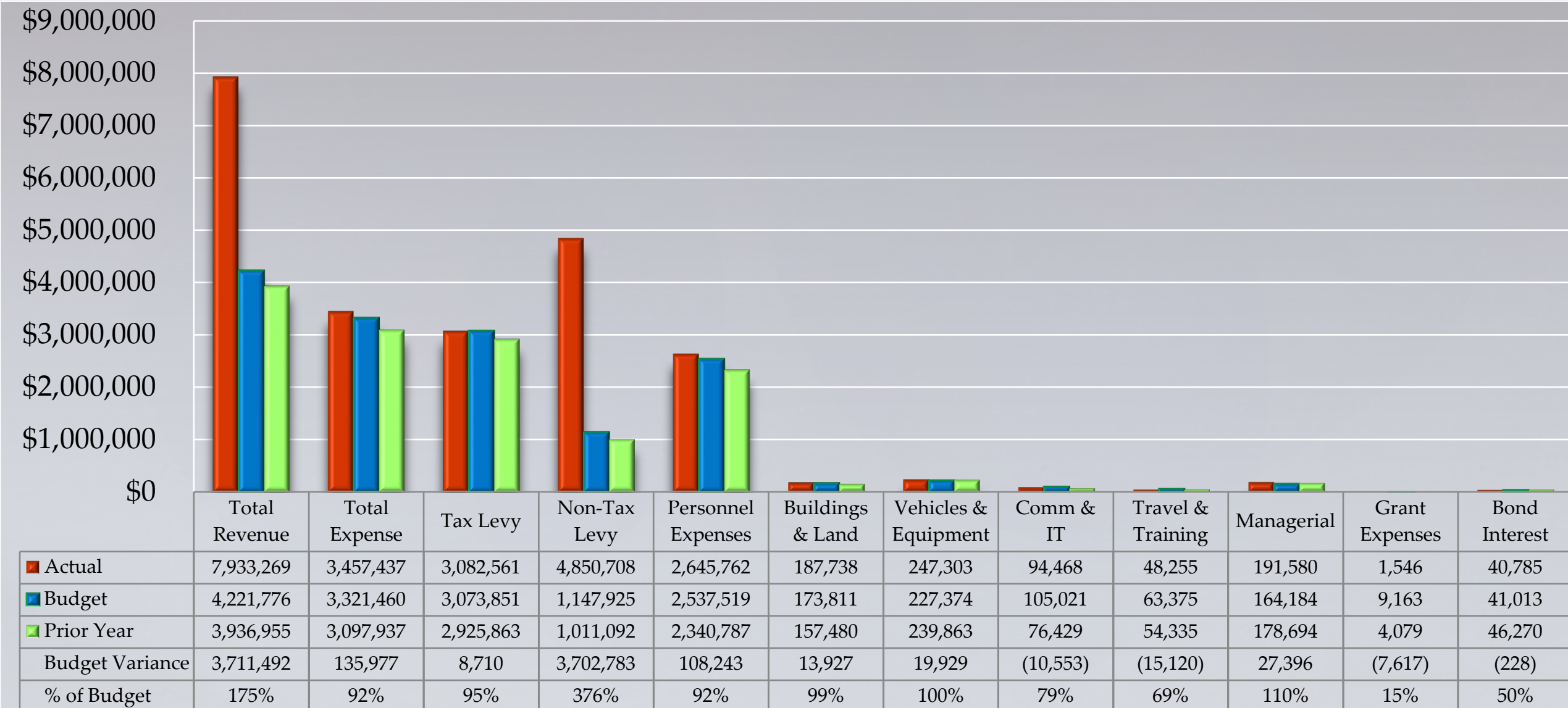
(833)

\$0


\$0

\$0

Fiscal Year to Date Budget to Actual



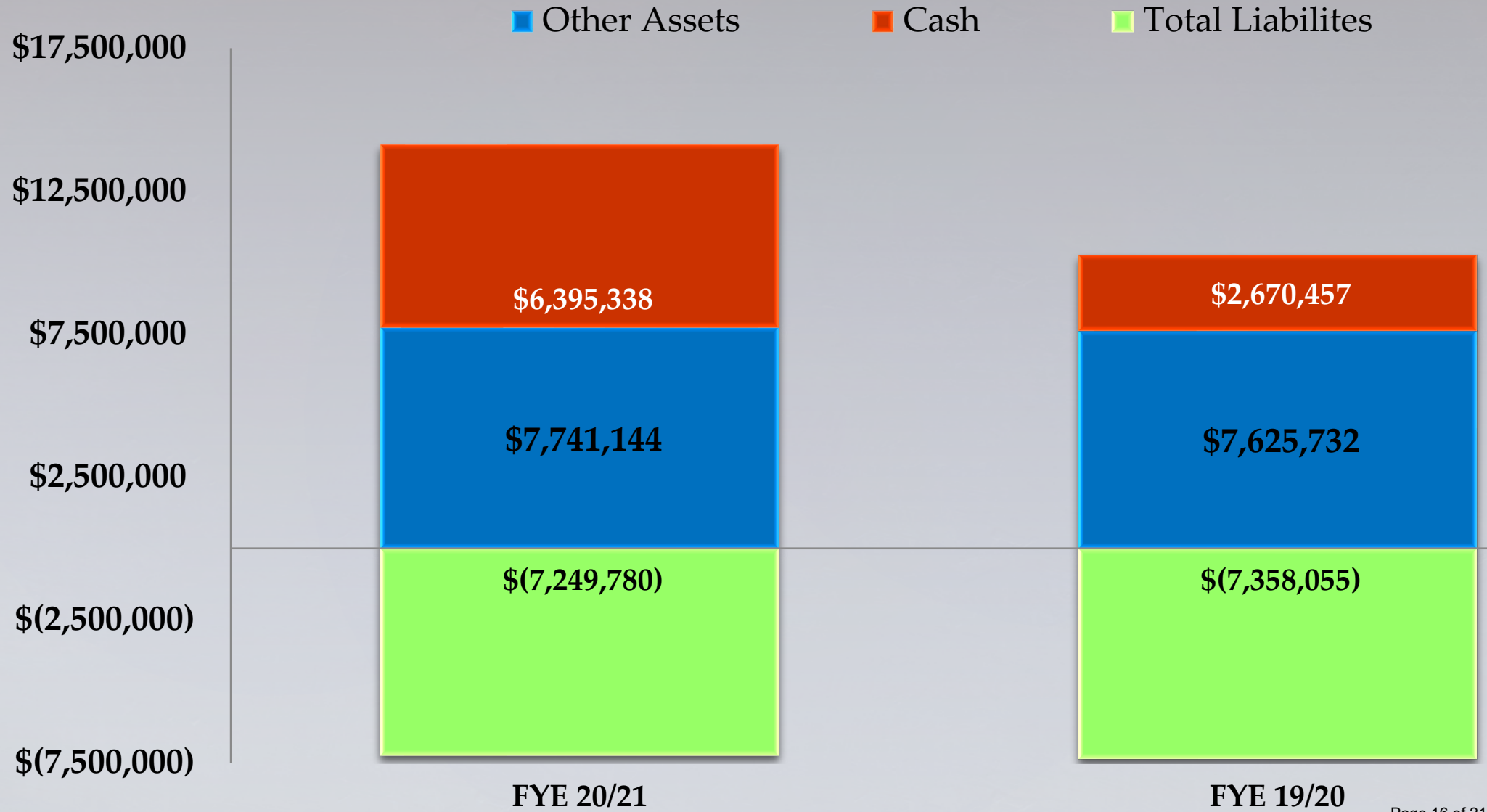
Percentage of Expenses Year to Date



Fire District Averages

Personnel	81%
Operations	11%
Communications	2%
Administrative	6%

Cash Position



Tubac Fire District
Monthly Disbursement Report

May 2021

Type	Date	Num	Name	Memo	Amount	Balance
1072 - Bill.com Money Out Clearing						
Bill Pmt -Check	05/07/2021	Bill.com	Unisource Energy Ser...	https://app01.us.bill.com/BillPay?id=b...	-824.54	-824.54
Bill Pmt -Check	05/07/2021	Bill.com	Unisource Energy Ser...	https://app01.us.bill.com/BillPay?id=b...	-676.43	-1,500.97
Bill Pmt -Check	05/07/2021	Bill.com	Unisource Energy Ser...	https://app01.us.bill.com/BillPay?id=b...	-668.45	-2,169.42
Bill Pmt -Check	05/07/2021	Bill.com	Prudential Overall Sup...	https://app01.us.bill.com/BillPay?id=b...	-35.13	-2,204.55
Bill Pmt -Check	05/07/2021	Bill.com	Guardian EMS Products	https://app01.us.bill.com/BillPay?id=b...	-79.68	-2,284.23
Bill Pmt -Check	05/07/2021	Bill.com	Nogales Tactical LLC*	https://app01.us.bill.com/BillPay?id=b...	-142.22	-2,426.45
Bill Pmt -Check	05/07/2021	Bill.com	Prudential Overall Sup...	https://app01.us.bill.com/BillPay?id=b...	-30.77	-2,457.22
Bill Pmt -Check	05/07/2021	Bill.com	Life-Assist,Inc.	https://app01.us.bill.com/BillPay?id=b...	-430.87	-2,888.09
Bill Pmt -Check	05/07/2021	Bill.com	Nogales Tactical LLC*	https://app01.us.bill.com/BillPay?id=b...	-195.48	-3,083.57
Bill Pmt -Check	05/07/2021	Bill.com	Prudential Overall Sup...	https://app01.us.bill.com/BillPay?id=b...	-35.13	-3,118.70
Bill Pmt -Check	05/07/2021	Bill.com	James Vincent Group	https://app01.us.bill.com/BillPay?id=b...	-2,700.00	-5,818.70
Bill Pmt -Check	05/07/2021	Bill.com	Prudential Overall Sup...	https://app01.us.bill.com/BillPay?id=b...	-37.47	-5,856.17
Bill Pmt -Check	05/07/2021	Bill.com	Modular Solutions	https://app01.us.bill.com/BillPay?id=b...	-800.00	-6,656.17
Bill Pmt -Check	05/07/2021	Bill.com	Unlimited Plumbing W...	https://app01.us.bill.com/BillPay?id=b...	-185.00	-6,841.17
Bill Pmt -Check	05/07/2021	Bill.com	Quill Corporation	https://app01.us.bill.com/BillPay?id=b...	-96.86	-6,938.03
Bill Pmt -Check	05/07/2021	Bill.com	Waste Management o...	https://app01.us.bill.com/BillPay?id=b...	-208.81	-7,146.84
Bill Pmt -Check	05/07/2021	Bill.com	Simply Bits, LLC	https://app01.us.bill.com/BillPay?id=b...	-905.74	-8,052.58
Bill Pmt -Check	05/07/2021	Bill.com	Simply Bits, LLC	https://app01.us.bill.com/BillPay?id=b...	-693.52	-8,746.10
Bill Pmt -Check	05/07/2021	Bill.com	Life-Assist,Inc.	https://app01.us.bill.com/BillPay?id=b...	-27.98	-8,774.08
Bill Pmt -Check	05/07/2021	Bill.com	Simply Bits, LLC	https://app01.us.bill.com/BillPay?id=b...	-700.80	-9,474.88
Bill Pmt -Check	05/07/2021	Bill.com	Direct TV - 9885	https://app01.us.bill.com/BillPay?id=b...	-146.98	-9,621.86
Bill Pmt -Check	05/07/2021	Bill.com	Waste Management o...	https://app01.us.bill.com/BillPay?id=b...	-206.96	-9,828.82
Bill Pmt -Check	05/07/2021	Bill.com	V191 & Associates	https://app01.us.bill.com/BillPay?id=b...	-541.67	-10,370.49
Bill Pmt -Check	05/07/2021	Bill.com	Voyager Fleet System...	https://app01.us.bill.com/BillPay?id=b...	-728.98	-11,099.47
Bill Pmt -Check	05/07/2021	Bill.com	Guardian EMS Products	https://app01.us.bill.com/BillPay?id=b...	-9.90	-11,109.37
Bill Pmt -Check	05/07/2021	Bill.com	Simply Bits, LLC	https://app01.us.bill.com/BillPay?id=b...	-592.56	-11,701.93
Bill Pmt -Check	05/07/2021	Bill.com	Guardian EMS Products	https://app01.us.bill.com/BillPay?id=b...	-305.35	-12,007.28
General Journal	05/07/2021	2021-103		Bill.com 05/07/21 Payables Funding	12,007.28	0.00
Bill Pmt -Check	05/14/2021	Bill.com	Liberty Utilities 84207...	https://app01.us.bill.com/BillPay?id=b...	-168.95	-168.95
Bill Pmt -Check	05/14/2021	Bill.com	Human Resource Stra...	https://app01.us.bill.com/BillPay?id=b...	-500.00	-668.95
Bill Pmt -Check	05/14/2021	Bill.com	John Schwamm	https://app01.us.bill.com/BillPay?id=b...	-275.00	-943.95
Bill Pmt -Check	05/14/2021	Bill.com	Unlimited Plumbing W...	https://app01.us.bill.com/BillPay?id=b...	-1,638.00	-2,581.95
Bill Pmt -Check	05/14/2021	Bill.com	Terminix	https://app01.us.bill.com/BillPay?id=b...	-149.00	-2,730.95
Bill Pmt -Check	05/14/2021	Bill.com	Prudential Overall Sup...	https://app01.us.bill.com/BillPay?id=b...	-30.77	-2,761.72
Bill Pmt -Check	05/14/2021	Bill.com	Nogales Tactical LLC*	https://app01.us.bill.com/BillPay?id=b...	-24.97	-2,786.69
Bill Pmt -Check	05/14/2021	Bill.com	Nextrio, LLC	https://app01.us.bill.com/BillPay?id=b...	-606.89	-3,393.58
Bill Pmt -Check	05/14/2021	Bill.com	Verizon	https://app01.us.bill.com/BillPay?id=b...	-505.77	-3,899.35
Bill Pmt -Check	05/14/2021	Bill.com	Verizon	https://app01.us.bill.com/BillPay?id=b...	-320.08	-4,219.43
Bill Pmt -Check	05/14/2021	Bill.com	Direct TV - 2827	https://app01.us.bill.com/BillPay?id=b...	-163.98	-4,383.41
Bill Pmt -Check	05/14/2021	Bill.com	Bustamante Refrigerat...	https://app01.us.bill.com/BillPay?id=b...	-265.00	-4,648.41
Bill Pmt -Check	05/14/2021	Bill.com	Securitech, Inc.	https://app01.us.bill.com/BillPay?id=b...	-60.00	-4,708.41
Bill Pmt -Check	05/14/2021	Bill.com	Liberty Utilities 84207...	https://app01.us.bill.com/BillPay?id=b...	-322.32	-5,030.73
Bill Pmt -Check	05/14/2021	Bill.com	Central Alarm	https://app01.us.bill.com/BillPay?id=b...	-60.00	-5,090.73
Bill Pmt -Check	05/14/2021	Bill.com	Santa Cruz County La...	https://app01.us.bill.com/BillPay?id=b...	-27.90	-5,118.63
Bill Pmt -Check	05/14/2021	Bill.com	Century Link 8386	https://app01.us.bill.com/BillPay?id=b...	-4.02	-5,122.65
Bill Pmt -Check	05/14/2021	Bill.com	Nogales Tactical LLC*	https://app01.us.bill.com/BillPay?id=b...	-72.74	-5,195.39
Bill Pmt -Check	05/14/2021	Bill.com	James Vincent Group	https://app01.us.bill.com/BillPay?id=b...	-1,416.58	-6,611.97
Bill Pmt -Check	05/14/2021	Bill.com	Canyon Disposal, Inc.	https://app01.us.bill.com/BillPay?id=b...	-227.70	-6,839.67

Tubac Fire District
Monthly Disbursement Report

May 2021

Type	Date	Num	Name	Memo	Amount	Balance
Bill Pmt -Check	05/14/2021	Bill.com	Waxie Sanitary Supply	https://app01.us.bill.com/BillPay?id=b...	-455.08	-7,294.75
Bill Pmt -Check	05/14/2021	Bill.com	Direct TV - 0393	https://app01.us.bill.com/BillPay?id=b...	-166.98	-7,461.73
Bill Pmt -Check	05/14/2021	Bill.com	Nextrio, LLC	https://app01.us.bill.com/BillPay?id=b...	-3,503.55	-10,965.28
General Journal	05/14/2021	2021-100		Bill.com 05/14/21 Payables Funding	10,965.28	0.00
Bill Pmt -Check	05/21/2021	Bill.com	Valley Imaging Solutio...	https://app01.us.bill.com/BillPay?id=b...	-102.62	-1,068.35
Bill Pmt -Check	05/21/2021	Bill.com	Brady Industries	https://app01.us.bill.com/BillPay?id=b...	-93.45	-1,161.80
Bill Pmt -Check	05/21/2021	Bill.com	Prudential Overall Sup...	https://app01.us.bill.com/BillPay?id=b...	-30.77	-1,192.57
Bill Pmt -Check	05/21/2021	Bill.com	California Tire	https://app01.us.bill.com/BillPay?id=b...	-1,406.42	-2,599.00
Bill Pmt -Check	05/21/2021	Bill.com	Praxair 9892	https://app01.us.bill.com/BillPay?id=b...	-187.55	-2,786.55
Bill Pmt -Check	05/21/2021	Bill.com	Prudential Overall Sup...	https://app01.us.bill.com/BillPay?id=b...	-35.13	-2,821.68
Bill Pmt -Check	05/21/2021	Bill.com	Prudential Overall Sup...	https://app01.us.bill.com/BillPay?id=b...	-37.47	-2,859.15
Bill Pmt -Check	05/21/2021	Bill.com	Valley Imaging Solutio...	https://app01.us.bill.com/BillPay?id=b...	-6.76	-2,865.91
Bill Pmt -Check	05/21/2021	Bill.com	Senenergy Petroleum	https://app01.us.bill.com/BillPay?id=b...	-1,621.87	-4,487.78
Bill Pmt -Check	05/21/2021	Bill.com	Praxair 8440	https://app01.us.bill.com/BillPay?id=b...	-501.88	-5,000.00
Bill Pmt -Check	05/21/2021	Bill.com	Prudential Overall Sup...	https://app01.us.bill.com/BillPay?id=b...	-35.13	-5,035.13
Bill Pmt -Check	05/21/2021	Bill.com	PraxAir 3502	https://app01.us.bill.com/BillPay?id=b...	-696.49	-5,731.62
General Journal	05/21/2021	2021-104		Bill.com 05/21/21 Payables Funding	4,755.54	-976.08
Bill Pmt -Check	05/28/2021	Bill.com	BCBS of Arizona	https://app01.us.bill.com/BillPay?id=b...	-20,715.10	-10,691.18
Bill Pmt -Check	05/28/2021	Bill.com	Century Link 011B	https://app01.us.bill.com/BillPay?id=b...	-62.73	-10,753.91
Bill Pmt -Check	05/28/2021	Bill.com	Waxie Sanitary Supply	https://app01.us.bill.com/BillPay?id=b...	-225.10	-10,979.01
Bill Pmt -Check	05/28/2021	Bill.com	Senenergy Petroleum	https://app01.us.bill.com/BillPay?id=b...	-1,969.82	-12,948.83
Bill Pmt -Check	05/28/2021	Bill.com	Arizona Propane	https://app01.us.bill.com/BillPay?id=b...	-1,150.78	-14,100.00
Bill Pmt -Check	05/28/2021	Bill.com	Direct TV - 9236	https://app01.us.bill.com/BillPay?id=b...	-149.98	-14,250.00
Bill Pmt -Check	05/28/2021	Bill.com	Terminix	https://app01.us.bill.com/BillPay?id=b...	-143.00	-14,393.00
Bill Pmt -Check	05/28/2021	Bill.com	Prudential Overall Sup...	https://app01.us.bill.com/BillPay?id=b...	-37.47	-14,430.47
Bill Pmt -Check	05/28/2021	Bill.com	EPCOR	https://app01.us.bill.com/BillPay?id=b...	-54.86	-14,485.33
Bill Pmt -Check	05/28/2021	Bill.com	Bank of America	https://app01.us.bill.com/BillPay?id=b...	-4,994.58	-19,479.91
Bill Pmt -Check	05/28/2021	Bill.com	Prudential Overall Sup...	https://app01.us.bill.com/BillPay?id=b...	-35.13	-19,515.04
Bill Pmt -Check	05/28/2021	Bill.com	Simply Bits, LLC	https://app01.us.bill.com/BillPay?id=b...	-903.31	-20,418.35
Bill Pmt -Check	05/28/2021	Bill.com	Arizona Propane	https://app01.us.bill.com/BillPay?id=b...	-124.46	-20,542.81
Bill Pmt -Check	05/28/2021	Bill.com	Vision Service Plan	https://app01.us.bill.com/BillPay?id=b...	-362.87	-20,905.68
Bill Pmt -Check	05/28/2021	Bill.com	Nextrio, LLC	https://app01.us.bill.com/BillPay?id=b...	-391.50	-21,297.18
Bill Pmt -Check	05/28/2021	Bill.com	Quill Corporation	https://app01.us.bill.com/BillPay?id=b...	-150.86	-21,448.04
Bill Pmt -Check	05/28/2021	Bill.com	Simply Bits, LLC	https://app01.us.bill.com/BillPay?id=b...	-592.56	-22,040.60
Bill Pmt -Check	05/28/2021	Bill.com	Unisource Energy Ser...	https://app01.us.bill.com/BillPay?id=b...	-22.12	-22,062.72
Bill Pmt -Check	05/28/2021	Bill.com	Unisource Energy Ser...	https://app01.us.bill.com/BillPay?id=b...	-22.12	-22,084.84
Bill Pmt -Check	05/28/2021	Bill.com	MetLife	https://app01.us.bill.com/BillPay?id=b...	-3,248.87	-25,333.71
Bill Pmt -Check	05/28/2021	Bill.com	Securitech, Inc.	https://app01.us.bill.com/BillPay?id=b...	-15.00	-25,348.71
Bill Pmt -Check	05/28/2021	Bill.com	Fry Fire District*	https://app01.us.bill.com/BillPay?id=b...	-1,436.20	-26,784.91
Bill Pmt -Check	05/28/2021	Bill.com	Unisource Energy Ser...	https://app01.us.bill.com/BillPay?id=b...	-516.02	-27,300.93
Bill Pmt -Check	05/28/2021	Bill.com	Prudential Overall Sup...	https://app01.us.bill.com/BillPay?id=b...	-30.77	-27,331.70
Bill Pmt -Check	05/28/2021	Bill.com	Arizona Propane	https://app01.us.bill.com/BillPay?id=b...	-1,120.15	-28,451.85
Bill Pmt -Check	05/28/2021	Bill.com	Terminix	https://app01.us.bill.com/BillPay?id=b...	-120.00	-28,571.85
Bill Pmt -Check	05/28/2021	Bill.com	Locality Media, Inc.	https://app01.us.bill.com/BillPay?id=b...	-975.33	-29,547.18
Bill Pmt -Check	05/28/2021	Bill.com	Unisource Energy Ser...	https://app01.us.bill.com/BillPay?id=b...	-153.23	-29,700.41
Bill Pmt -Check	05/28/2021	Bill.com	Johnson Control Secu...	https://app01.us.bill.com/BillPay?id=b...	-992.97	-30,693.38
Bill Pmt -Check	05/28/2021	Bill.com	Simply Bits, LLC	https://app01.us.bill.com/BillPay?id=b...	-693.52	-31,386.90
Bill Pmt -Check	05/28/2021	Bill.com	Prudential Overall Sup...	https://app01.us.bill.com/BillPay?id=b...	-35.13	-31,422.03
Bill Pmt -Check	05/28/2021	Bill.com	Simply Bits, LLC	https://app01.us.bill.com/BillPay?id=b...	-700.80	-32,122.83
Bill Pmt -Check	05/28/2021	Bill.com	Unisource Energy Ser...	https://app01.us.bill.com/BillPay?id=b...	-724.30	-32,847.13

Tubac Fire District
Monthly Disbursement Report

May 2021

Type	Date	Num	Name	Memo	Amount	Balance
Bill Pmt -Check	05/28/2021	Bill.com	Watson Chevrolet	https://app01.us.bill.com/BillPay?id=b...	-2,439.94	-45,310.58
General Journal	05/28/2021	2021-103		Bill.com 05/28/21 Payables Funding	45,310.58	0.00
Total 1072 · Bill.com Money Out Clearing					0.00	0.00
1127 · Cash with County Treasurer						
Deposit	05/04/2021	48225		Property tax revenue - April 2021 T06...	-502,625.32	-502,625.32
General Journal	05/28/2021	2021-093		To Record Property Tax for May 2021	158,501.15	-344,124.17
Total 1127 · Cash with County Treasurer					-344,124.17	-344,124.17
1129 · Operational						
Deposit	05/03/2021			Deposit	1,466.59	1,466.59
Deposit	05/03/2021			Deposit	914.40	2,380.99
Deposit	05/03/2021			Deposit	5,614.37	7,995.36
Deposit	05/03/2021			Deposit	3,558.01	11,553.37
Check	05/03/2021	ACH	Bank of America	372682813889	-198.64	11,354.73
Check	05/04/2021	25777	Green Valley F.F.A.	Pay period ending May 2, 2021	-468.00	10,886.73
Check	05/04/2021	25778	Nationwide Retiremen...	Entity No. 0345 pay period ending Ma...	-1,158.13	9,728.60
Check	05/04/2021	25779	Nationwide Retiremen...	Plan 401A Pay period ending May 2, ...	-1,152.63	8,575.97
Check	05/04/2021	25780	Security Benefit	Payer ID #613624000 - Pay period en...	-375.00	8,200.97
Deposit	05/04/2021			Deposit	505,537.42	513,738.39
Check	05/04/2021	ADJ	Bank of America	Adjustment from deposit on May 4, 2...	-1,240.12	512,498.27
Deposit	05/06/2021			Deposit	377.69	512,875.96
Deposit	05/06/2021			Deposit	122.51	512,998.47
Check	05/07/2021	ACH	PUBLIC SAFETY PE...	Pay period ending May 2, 2021	-21,243.49	491,754.98
Deposit	05/07/2021			Deposit	194.92	491,949.90
General Journal	05/07/2021	2021-102			-52,293.79	439,656.11
General Journal	05/07/2021	2021-102			-1,728.62	437,927.49
General Journal	05/07/2021	2021-102			-10,082.44	427,845.05
General Journal	05/07/2021	2021-102			-276.75	427,568.30
General Journal	05/07/2021	2021-102			-290.00	427,278.30
General Journal	05/07/2021	2021-103		Bill.com 05/07/21 Payables Funding	-12,007.28	415,271.02
Deposit	05/07/2021			Interest	8.10	415,279.12
Deposit	05/07/2021			Deposit	0.20	415,279.32
Deposit	05/10/2021			Deposit	3,995.47	419,274.79
Deposit	05/10/2021			Deposit	25.00	419,299.79
Deposit	05/10/2021			Deposit	490.02	419,789.81
Deposit	05/11/2021			Deposit	1,152.21	420,942.02
Deposit	05/11/2021			Deposit	250.00	421,192.02
Deposit	05/11/2021			Deposit	1,445.11	422,637.13
Deposit	05/12/2021			Deposit	87.57	422,724.70
Deposit	05/12/2021			Deposit	1,104.48	423,829.18
Deposit	05/12/2021			Deposit	90.45	423,919.63
Deposit	05/12/2021			Deposit	203.80	424,123.43
Deposit	05/13/2021			Deposit	868.22	424,991.65
Deposit	05/13/2021			Deposit	393.75	425,385.40
Deposit	05/14/2021			Deposit	117.89	425,503.29
General Journal	05/14/2021	2021-100		Bill.com 05/14/21 Payables Funding	-10,965.28	414,538.01
Check	05/15/2021	ACH	Aflac	Invoice #454153 Auto draft	-246.00	414,292.01

8:10 AM
06/21/21
Accrual Basis

Tubac Fire District
Monthly Disbursement Report

May 2021

Type	Date	Num	Name	Memo	Amount	Balance
Deposit	05/17/2021			Deposit	192.94	414,484.95
Deposit	05/17/2021			Deposit	1,291.77	415,776.72
Check	05/17/2021			Service Charge	-714.55	415,062.17
Check	05/17/2021		FDGL		-45.33	415,016.84
Check	05/18/2021	25781	Clearinghouse	Atlas #000615756600 / B. Guerrero Jr.	-192.94	414,823.90
Check	05/18/2021	25782	Security Benefit	Payer ID#613624000 / Pay period en...	-375.00	414,448.90
Check	05/18/2021	25783	Nationwide Retiremen...	Plan 401A - Pay period ending May 1...	-1,062.69	413,386.21
Check	05/18/2021	25784	Nationwide Retiremen...	Entity No. 0345 - Pay period end May...	-1,083.13	412,303.08
Check	05/18/2021	25785	Green Valley F.F.A.	Pay period ending May 16, 2021	-450.00	411,853.08
Deposit	05/18/2021			Deposit	50.00	411,903.08
Deposit	05/18/2021			Deposit	123.67	412,026.75
Deposit	05/19/2021			Deposit	27,082.39	439,109.14
Check	05/20/2021	ACH	Enterprise FM Trust	INvoice #FBN4207101	-2,276.37	436,832.77
Deposit	05/20/2021			Deposit	1,874.85	438,707.62
Deposit	05/20/2021			Deposit	1,878.45	440,586.07
Check	05/21/2021	ACH	PUBLIC SAFETY PE...	Pay period ending May 16, 2021	-18,999.84	421,586.23
Deposit	05/21/2021			Deposit	1,717.69	423,303.92
General Journal	05/21/2021	2021-102			-45,257.99	378,045.93
General Journal	05/21/2021	2021-102			-1,602.49	376,443.44
General Journal	05/21/2021	2021-102			-9,220.36	367,223.08
General Journal	05/21/2021	2021-102			-267.71	366,955.37
General Journal	05/21/2021	2021-102			-9,910.00	357,045.37
General Journal	05/21/2021	2021-104		Bill.com 05/21/21 Payables Funding	-4,755.54	352,289.83
Deposit	05/24/2021			Deposit	431.88	352,721.71
Deposit	05/24/2021			Deposit	162.51	352,884.22
Deposit	05/24/2021			Deposit	1,642.09	354,526.31
Deposit	05/25/2021			Deposit	448.44	354,974.75
Deposit	05/25/2021			Deposit	159.16	355,133.91
Deposit	05/26/2021			Deposit	360.66	355,494.57
Deposit	05/27/2021			Deposit	492.80	355,987.37
Deposit	05/27/2021			Deposit	279.75	356,267.12
General Journal	05/28/2021	2021-103		Bill.com 05/28/21 Payables Funding	-45,310.58	310,956.54
Total 1129 · Operational					310,956.54	310,956.54
1130 · Savings Acct.						
Deposit	05/28/2021			Interest	197.17	197.17
Total 1130 · Savings Acct.					197.17	197.17
TOTAL					-32,970.46	-32,970.46

Tubac Fire District

Twelve-Month Cash Flow

Fiscal Year
Begins: Jul-20

Tubac Fire District

	Beginning	Jul-20	Aug-20	Sep-20	Oct-20	Nov-20	Dec-20	Jan-21	Feb-21	Mar-21	Apr-21	May-21	Jun-21	Monthly Average	Overview
Cash Summary															
Cash on Hand (beginning of month)	1,903,291	1,903,291	1,691,189	1,551,593	1,387,498	5,496,841	6,084,874	5,757,247	5,834,039	5,740,743	5,503,341	5,748,924	5,715,953	4,367,961	
Cash Available (on hand + receipts, before cash out)	1,903,291	2,131,793	1,817,562	1,720,626	5,823,775	6,339,139	6,415,642	6,459,711	6,142,183	5,929,120	6,070,175	5,971,204	5,997,507	5,068,203	
Cash Position (end of month)	1,903,291	1,691,189	1,551,593	1,387,498	5,496,841	6,084,874	5,757,247	5,834,039	5,740,743	5,503,341	5,748,924	5,715,953	5,249,728	4,646,831	
Line of Credit Available	1,000,000	1,000,000	1,000,000	1,000,000	1,000,000	1,000,000	1,000,000	1,000,000	1,000,000	1,000,000	1,000,000	1,000,000	1,000,000		
Cash Receipts															
Tax Levy Revenue		12,489	8,294	8,567	394,491	760,934	288,975	190,174	141,949	131,747	502,625	158,501	140,379	228,260	
Other Cash Inflows		216,013	118,078	160,466	4,041,785	81,364	41,793	512,290	166,196	56,631	64,209	63,779	141,175	471,982	
Line of Credit		0	0	0	0	0	0	0	0	0	0	0	0	0	
Total Cash Receipts		228,502	126,372	169,033	4,436,276	842,298	330,768	702,464	308,145	188,378	566,834	222,280	281,554	700,242	
Cash Paid Out															
Disbursements		440,603	265,969	333,128	326,934	254,265	658,833	625,672	401,441	425,780	321,251	255,251	395,634	392,063	
Capital Outlay		0	0	0	0	0	0	0	0	0	0	0	352,145	29,345	
Repayment of LOC		0	0	0	0	0	0	0	0	0	0	0	0	0	
Total Cash Paid Out		440,603	265,969	333,128	326,934	254,265	658,833	625,672	401,441	425,780	321,251	255,251	747,779	421,409	
		(Actual)	(Actual)	(Actual)	(Actual)	(Actual)	(Actual)	(Actual)	(Actual)	(Actual)	(Actual)	(Actual)	(Actual)	(Budget)	