

Tubac Fire District

2227 E I-19 Frontage Rd
Tubac, AZ 85646
520.398.2255



Monthly Financial Report – October 2019

Attached are the following for your information and review:

1. Balance Sheet as of October 31, 2019.
2. Summary of Reconciled Cash Balances as of October 31, 2019.
3. Income Statement of Revenues and Expenditures for October 31, 2019, including budget to actual and year-to-date balances.
4. Income vs. Expenses Graph for October 2019.
5. Fixed Asset Additions and Disposals for FY 19/20.
6. Liabilities & Securities for FY 19/20.
7. Fleet Repairs & Maintenance Expenses.
8. Station Utilities, Supplies, and Repairs & Maintenance Expenses.
9. Board Presentation.
10. Monthly Disbursement Report.
11. 12-Month Cash Flow.

Key points:

- Santa Cruz County revenue for October was \$750,376 which was \$339,248 over budget.
- Non-Levy revenue was \$84,927 which was over budget by \$31,677.
- Expenses for October totaled \$249,508 which was under budget by \$2,375.
- Fiscal year revenues are \$1,034,606 which is \$153,275 over budget.
 - Wildland revenues are under budget by \$154,068 due to fewer than anticipated deployments.
- Fiscal year expenses are \$1,194,457 which is \$22,399 over budget.

Please contact the Finance Director for any questions or concerns regarding this report.

This report and the attached detail reports have been reviewed and approved by the Fire Board.

Board Clerk

Date

Tubac Fire District
Balance Sheet
As of October 31, 2019

	Oct 31, 19	Sep 30, 19	\$ Change	Oct 31, 18	\$ Change
ASSETS					
Current Assets					
Checking/Savings					
1127 · Cash with County Treasurer	624,061.18	14,235.39	609,825.79	783,765.69	-159,704.51
1129 · Operational	316,555.18	437,181.86	-120,626.68	39,511.10	277,044.08
1130 · Savings Acct.	728,219.69	728,170.22	49.47	925,344.05	-197,124.36
1131 · Bond Account	354,159.92	227,683.32	126,476.60	411,406.74	-57,246.82
Total Checking/Savings	2,022,995.97	1,407,270.79	615,725.18	2,160,027.58	-137,031.61
Accounts Receivable					
1245 · Property Tax Receivable	210,125.90	210,125.90	0.00	224,874.64	-14,748.74
1200 · Wildland Receivable	0.00	0.00	0.00	406,881.82	-406,881.82
1205 · Other Receivables	17,783.25	17,783.25	0.00	17,783.25	0.00
1250 · Ambulance Receivable	75,289.88	75,289.88	0.00	133,159.59	-57,869.71
1251 · Allowance for Ambulance Receiv	-57,125.66	-57,125.66	0.00	-52,245.12	-4,880.54
Total Accounts Receivable	246,073.37	246,073.37	0.00	730,454.18	-484,380.81
Other Current Assets					
1400 · Prepaid Expense	37,902.22	58,261.10	-20,358.88	29,195.99	8,706.23
1499 · Undeposited Funds	0.00	0.00	0.00	59.75	-59.75
Total Other Current Assets	37,902.22	58,261.10	-20,358.88	29,255.74	8,646.48
Total Current Assets	2,306,971.56	1,711,605.26	595,366.30	2,919,737.50	-612,765.94
Fixed Assets					
1711 · Land - Non-depreciable	257,352.00	257,352.00	0.00	257,352.00	0.00
1745 · AD - Equipment	-1,268,362.19	-1,268,362.19	0.00	-1,186,584.67	-81,777.52
1735 · AD - Vehicles	-2,905,525.18	-2,905,525.18	0.00	-2,888,021.30	-17,503.88
1725 · AD - Building	-1,814,669.38	-1,814,669.38	0.00	-1,661,794.19	-152,875.19
1730 · Vehicles	3,439,804.90	3,439,804.90	0.00	3,237,871.00	201,933.90
1740 · Equipment	1,520,769.58	1,520,769.58	0.00	1,405,854.76	114,914.82
1720 · Buildings & Improvements	6,318,702.73	6,314,708.00	3,994.73	6,314,708.00	3,994.73
Total Fixed Assets	5,548,072.46	5,544,077.73	3,994.73	5,479,385.60	68,686.86
Other Assets					
1956 · Net OPEB Asset	63,188.00	63,188.00	0.00	63,188.00	0.00
1916 · Deferred outflow - PSPRS OPEB	-6,087.00	-6,087.00	0.00	-6,087.00	0.00
1915 · Deferred outflows - PSPRS	1,143,472.00	1,143,472.00	0.00	1,143,472.00	0.00
Total Other Assets	1,200,573.00	1,200,573.00	0.00	1,200,573.00	0.00
TOTAL ASSETS	9,055,617.02	8,456,255.99	599,361.03	9,599,696.10	-544,079.08
LIABILITIES & EQUITY					
Liabilities					
Current Liabilities					
Accounts Payable					
2000 · Accounts Payable	27,897.20	17,719.43	10,177.77	8,395.77	19,501.43
Total Accounts Payable	27,897.20	17,719.43	10,177.77	8,395.77	19,501.43
Credit Cards					
2010 · Bank of America Credit Card	1,524.42	2,366.03	-841.61	173.34	1,351.08
Total Credit Cards	1,524.42	2,366.03	-841.61	173.34	1,351.08
Other Current Liabilities					
2230 · Accrued Interest	2,353.00	2,353.00	0.00	0.00	2,353.00
2030 · Compensated Absences Paya...	102,397.07	102,397.07	0.00	102,397.07	0.00
2020 · Accrued Wages	67,035.17	67,035.17	0.00	45,661.21	21,373.96
2315 · Deferred Inflows - PSPRS	385,962.00	385,962.00	0.00	385,962.00	0.00
2100 · Payroll Liabilities					
2102 · PSPRS Payable	15,514.37	12,130.35	3,384.02	3,938.34	11,576.03
2103 · Pension Payable	-7,184.13	-5,546.80	-1,637.33	0.00	-7,184.13
2104 · Payroll Taxes	7.72	0.00	7.72	697.74	-690.02
2118 · Federal Withholding	0.00	0.00	0.00	753.00	-753.00
2120 · State Withholding AZ	0.00	0.00	0.00	2,222.90	-2,222.90
2127 · Union Dues Payable	18.00	18.00	0.00	18.00	0.00
2128 · Health Insurance/Vision Ins.	10,317.69	10,182.06	135.63	3,562.43	6,755.26
2130 · Life Insurance	7,028.25	6,042.11	986.14	3,240.50	3,787.75
2132 · Dental Insurance	3,578.57	2,225.21	1,353.36	4,078.57	-500.00
2140 · Pre-Paid Legal	90.65	90.65	0.00	64.75	25.90
Total 2100 · Payroll Liabilities	29,371.12	25,141.58	4,229.54	18,576.23	10,794.89

Tubac Fire District
Balance Sheet
As of October 31, 2019

	Oct 31, 19	Sep 30, 19	\$ Change	Oct 31, 18	\$ Change
2111 · Direct Deposit Liabilities	93.00	93.00	0.00	93.00	0.00
Total Other Current Liabilities	587,211.36	582,981.82	4,229.54	552,689.51	34,521.85
Total Current Liabilities	616,632.98	603,067.28	13,565.70	561,258.62	55,374.36
Long Term Liabilities					
2316 · Deferred Inflows - PSPRS OPEB	51,626.00	51,626.00	0.00	51,626.00	0.00
2330 · Ambulance Lease Payable	195,131.69	195,131.69	0.00	0.00	195,131.69
2355 · Net Pension Liability - PSPRS	2,386,437.00	2,386,437.00	0.00	2,386,437.00	0.00
2320 · Bond Payable	3,861,800.00	3,861,800.00	0.00	4,125,000.00	-263,200.00
Total Long Term Liabilities	6,494,994.69	6,494,994.69	0.00	6,563,063.00	-68,068.31
Total Liabilities	7,111,627.67	7,098,061.97	13,565.70	7,124,321.62	-12,693.95
Equity					
3001 · Fund Equity	5,190,014.50	5,190,014.50	0.00	5,032,054.00	157,960.50
3510 · Unreserved	1,695,347.73	1,695,347.73	0.00	1,695,347.73	0.00
3530 · Reserved - Bond	-4,781,821.78	-4,781,821.78	0.00	-4,781,821.78	0.00
Net Income	-159,551.10	-745,346.43	585,795.33	529,794.53	-689,345.63
Total Equity	1,943,989.35	1,358,194.02	585,795.33	2,475,374.48	-531,385.13
TOTAL LIABILITIES & EQUITY	9,055,617.02	8,456,255.99	599,361.03	9,599,696.10	-544,079.08

Tubac Fire District
Summary of Reconciled Cash Balances
 Period Ending 10/31/2019

	Bank of America Checking	Santa Cruz County General Fund	Bank of America Savings	Santa Cruz County Bond Account
	10/31/2019	10/31/2019	10/31/2019	10/31/2019
Beginning Balance	440,254.72	14,235.39	728,170.22	227,683.32
Cleared Transactions				
Checks and Payments	(223,705.05)	(14,235.39)	-	-
Deposits and Credits	101,265.51	624,061.18	49.47	126,476.60
Total Cleared Transactions	(122,439.54)	609,825.79	49.47	126,476.60
Cleared Balance	317,815.18	624,061.18	728,219.69	354,159.92
Uncleared Transactions				
Checks and Payments	(1,260.00)	-	-	-
Deposits and Credits	-	-	-	-
Total Uncleared Transactions	(1,260.00)	-	-	-
Register Balance as of 10/31/2019	316,555.18	624,061.18	728,219.69	354,159.92

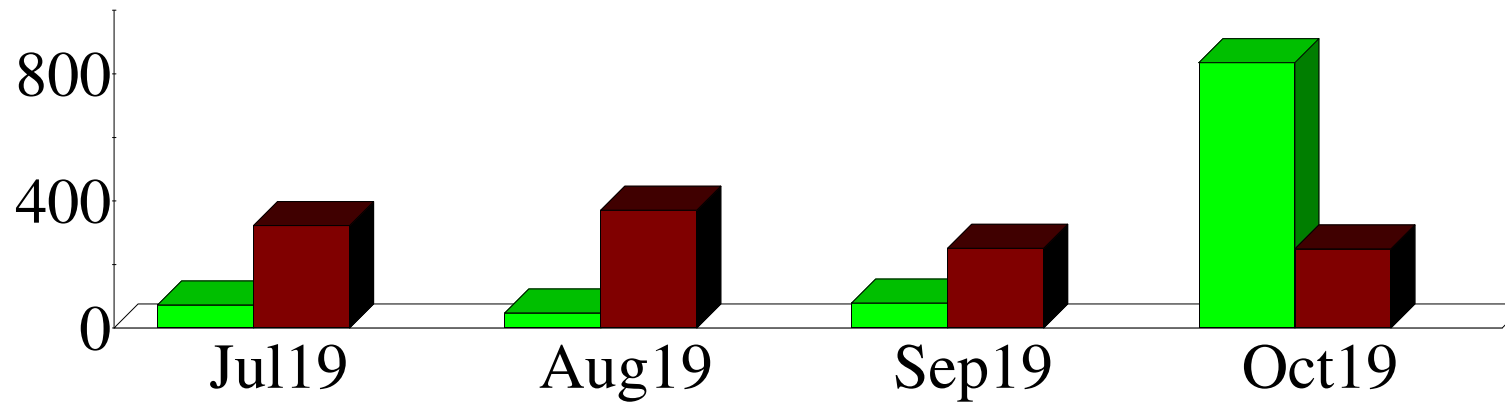
Tubac Fire District
Profit & Loss Budget Performance
October 2019

	<u>Oct 19</u>	<u>Budget</u>	<u>\$ Over Budget</u>	<u>Jul - Oct 19</u>	<u>YTD Budget</u>	<u>\$ Over Budget</u>	<u>Annual Budget</u>
Ordinary Income/Expense							
Income							
Tax Revenues	750,375.99	411,127.85	339,248.14	786,736.37	465,832.69	320,903.68	3,102,269.21
Non Tax Levy Revenue	84,927.06	53,250.33	31,676.73	247,869.51	415,498.36	-167,628.85	1,044,001.00
Total Income	<u>835,303.05</u>	<u>464,378.18</u>	<u>370,924.87</u>	<u>1,034,605.88</u>	<u>881,331.05</u>	<u>153,274.83</u>	<u>4,146,270.21</u>
Gross Profit	835,303.05	464,378.18	370,924.87	1,034,605.88	881,331.05	153,274.83	4,146,270.21
Expense							
Personnel Expenses	193,009.72	189,039.00	3,970.72	923,295.73	929,760.00	-6,464.27	2,733,365.00
Buildings & Land	13,900.76	15,666.00	-1,765.24	53,882.60	62,672.00	-8,789.40	188,000.00
Vehicles & Equipment	15,429.90	18,876.00	-3,446.10	95,273.31	75,492.00	19,781.31	226,500.00
Communications & I.T.	5,812.21	5,292.00	520.21	34,749.75	21,164.00	13,585.75	63,500.00
Travel & Training	1,568.98	3,050.00	-1,481.02	32,176.02	26,375.00	5,801.02	64,950.00
Managerial Expenses	19,786.15	14,377.00	5,409.15	56,049.55	44,834.00	11,215.55	134,498.00
Grant Expenses	0.00	833.00	-833.00	2,290.85	3,336.00	-1,045.15	10,000.00
Total Expense	<u>249,507.72</u>	<u>247,133.00</u>	<u>2,374.72</u>	<u>1,197,717.81</u>	<u>1,163,633.00</u>	<u>34,084.81</u>	<u>3,420,813.00</u>
Net Ordinary Income	585,795.33	217,245.18	368,550.15	-163,111.93	-282,301.95	119,190.02	725,457.21
Other Income/Expense							
Other Expense							
8000 - Bad Debt Expense	0.00			-11,685.83			
8010 - Bond Interest	0.00	0.00	0.00	8,125.00	8,125.00	0.00	58,251.00
Total Other Expense	<u>0.00</u>	<u>0.00</u>	<u>0.00</u>	<u>-3,560.83</u>	<u>8,125.00</u>	<u>-11,685.83</u>	<u>58,251.00</u>
Net Other Income	0.00	0.00	0.00	3,560.83	-8,125.00	11,685.83	-58,251.00
Net Income	<u><u>585,795.33</u></u>	<u><u>217,245.18</u></u>	<u><u>368,550.15</u></u>	<u><u>-159,551.10</u></u>	<u><u>-290,426.95</u></u>	<u><u>130,875.85</u></u>	<u><u>667,206.21</u></u>

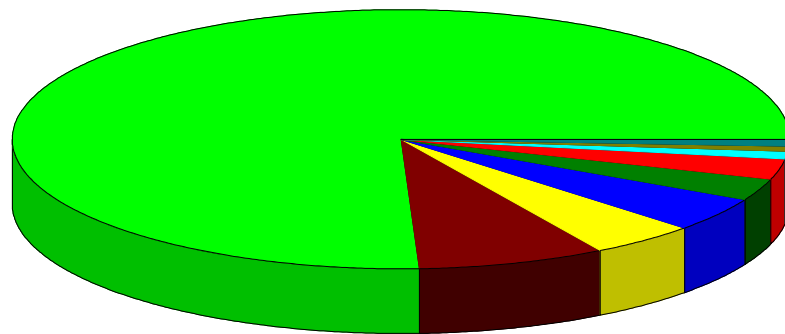
Income and Expense by Month July through October 2019



\$ in 1,000's



Expense Summary July through October 2019



By Account

Personnel Expenses	76.57%
Vehicles & Equipment	7.90
Managerial Expenses	4.65
Buildings & Land	4.47
Communications & I.T.	2.88
Travel & Training	2.67
8000 · Bad Debt Expense	\$-11,685.83
8010 · Bond Interest	0.67
Grant Expenses	0.19
Sub-Total	\$1,194,156.98

TUBAC FIRE DISTRICT
Liabilities and Securities - FY19/20

LIABILITIES						
Description	TOTAL PRICE	CURRENT BALANCE	INTEREST RATE	FY19/20 PAYMENTS	NEXT PAYMENT	DATE OF PAYOFF
Bond	\$6,795,000.00	\$3,861,800.00	5.00%	\$325,000.00	1/1/2020	7/1/2028
Lease Payable	\$195,131.69	\$195,131.69	3.71%	\$0.00	2/1/2020	2/1/2026
Totals		\$4,056,931.69		\$325,000.00		

SECURITIES				
Broker	CUSIP #	Description	Market Value	Maturity Date
Totals			\$0.00	

☞ Net balance owed = **\$4,056,931.69**

Tubac Fire District
Fleet Repairs & Maintenance
October 2019

Date	Source Name	Memo	Amount
Apparatus			
Ambulance 1034			
10/23/2019	California Tire	2 tires fro unit 1034	621.04
Total Ambulance 1034			621.04
Ambulance 1053			
10/09/2019	Tractor Supply Co	DEF for ambulance 1053	12.99
Total Ambulance 1053			12.99
Ambulance 1054			
10/09/2019	Tractor Supply Co	DEF for ambulance 1054	12.99
Total Ambulance 1054			12.99
Brush 1023			
10/21/2019	Oreilly Auto		91.19
Total Brush 1023			91.19
Brush 1047			
10/07/2019	American Outdoor Power**		78.18
Total Brush 1047			78.18
Pumper 1005			
10/01/2019	Quick Fix	Repairs on Unit 1005	240.83
Total Pumper 1005			240.83
Staff Vehicle 1050			
10/08/2019		VFIS- insurance check for repair to unit #...	-2,520.25
Total Staff Vehicle 1050			-2,520.25
T722 Unit 1045			
10/14/2019	Merle's Automotive Supply	Battery Post	526.18
Total T722 Unit 1045			526.18
Total Apparatus			-936.85
TOTAL			-936.85

Tubac Fire District
Station Utilities, Supplies, and Repairs & Maintenance
October 2019

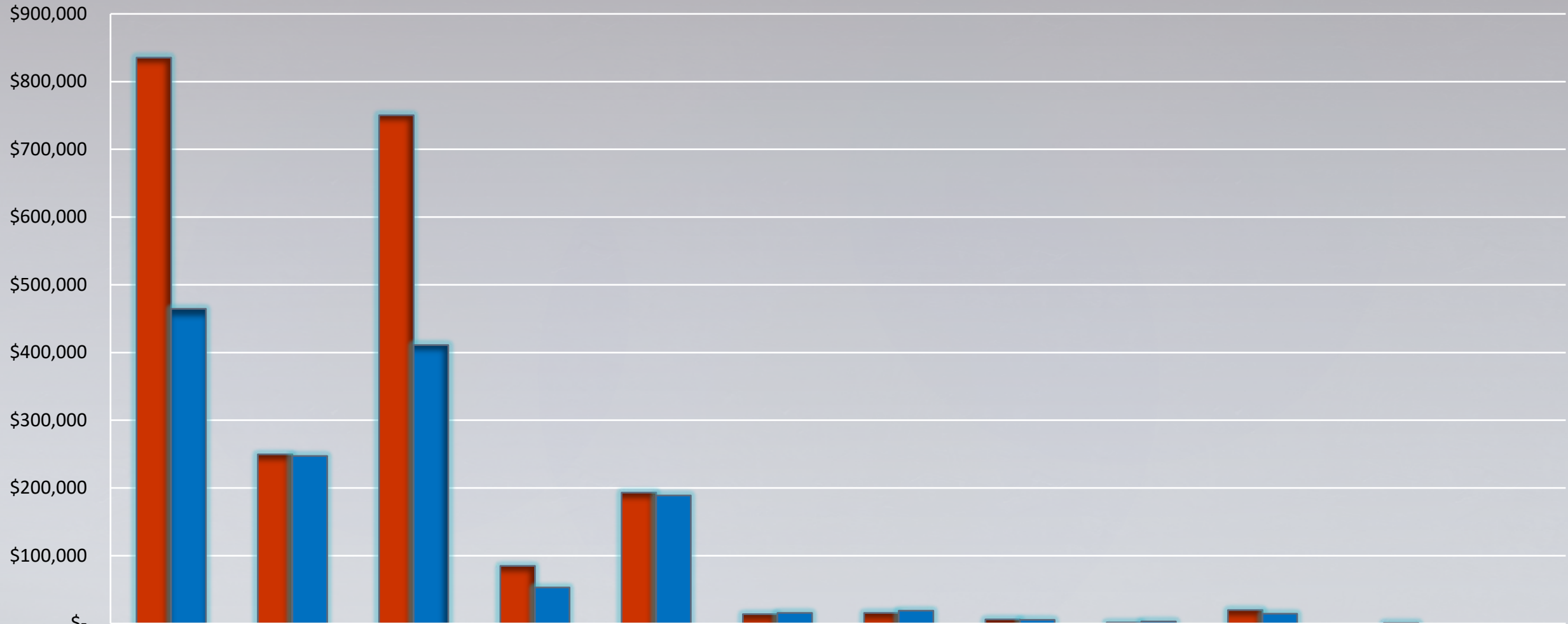
Date	Source Name	Memo	Amount
Stations			
Station 1			
10/07/2019	Simply Bits, LLC	Credit on account CA24339	-787.47
10/07/2019	Simply Bits, LLC	CA24339 Internet and long distan...	759.12
10/09/2019	Tractor Supply Co	Station supplies	46.58
10/10/2019	Century Link 326B	Internet for Station 1 October 2019	167.73
10/16/2019	EPCOR	October Water Bill Station 1	48.49
10/16/2019	Unisource Energy Services (...)	Acct No. 4637130000 Gas servic...	22.75
10/16/2019	Unisource Energy Services (...)	Acc #3813500000: 9/17/19 to 10...	485.16
10/16/2019	Unisource Energy Services (...)	Acct No. 9658140000 Gas servic...	22.07
10/19/2019	DIRECTV	Television service period 10.18.1...	134.97
10/24/2019	Waste Management of Tucson	Trash Service For Station 1	186.94
10/25/2019	Brady Industries	Cleaning Supplies	466.01
10/31/2019	Home Depot		27.66
Total Station 1			1,580.01
Station 2			
10/01/2019	Central Alarm	Access control full service 10.1.1...	60.00
10/10/2019	Century Link 011B	Monthly Internet for Station 2 Oct...	61.96
10/11/2019	C & D Garage Doors	repairs to bay door at station 2	975.00
10/14/2019	Terminix	Pest Control October 2019 for St...	101.00
10/20/2019	Simply Bits, LLC	CA17981 Internet and long distan...	782.31
10/21/2019	Liberty Utilities #813420195...	#8134201956-305894 Water Ser...	333.51
10/22/2019	Unisource Energy Services (...)	Acc #4636110000: 9/23/19 to 10...	646.95
10/22/2019	Unisource Energy Services (...)	Acc #6536110000: 9/23/19 to 10...	149.99
10/24/2019	Waste Management of Tucson	Trash Service For Station 2	189.39
10/28/2019	Direct TV - 9885	Station 2 TV 10/27/19-11/26/19	141.97
Total Station 2			3,442.08
Station 3			
10/01/2019	Canyon Disposal, Inc.	Trash disposal services 10/31/18 ...	1,366.20
10/02/2019	Unisource Energy Services (...)	Acc #3975067474: 8/22/19 to 9/...	857.77
10/03/2019	Direct TV - 0393	TV for period 10/02/19-11/01/19	141.97
10/08/2019	Simply Bits, LLC	Credit on account CA24338	-811.06
10/08/2019	Simply Bits, LLC	CA24338 Internet and long distan...	708.76
10/08/2019	Liberty Utilities #813420719...	#8134207196-305894 water servi...	162.38
10/14/2019	Terminix	Pest Control October 2019 for St...	126.00
10/20/2019	Simply Bits, LLC	CA24338 Internet and long distan...	669.22
10/30/2019	Unisource Energy Services (...)	Acc #3975067474: 9/23/19 to 10...	740.32
Total Station 3			3,961.56
Station 4			
10/01/2019	Canyon Disposal, Inc.	Trash disposal services 10/31/18 ...	1,366.20
10/06/2019	Direct TV - 2827	Monthly TV for Station 4	141.97
10/08/2019	Liberty Utilities #813420723...	#8134207237-305894 for water s...	478.24
10/14/2019	Terminix	Pest Control October 2019 for St...	128.00
10/20/2019	Simply Bits, LLC	CA17981 Internet and long distan...	638.73
10/24/2019	Unisource Energy Services (...)	Acc #7390105230: 9/25/19 to 10...	659.92
Total Station 4			3,413.06
Total Stations			12,396.71
TOTAL			12,396.71

Financial Report

October 2019



October 2019



Actual

Budget

Variance

Total Revenue

Total Expense

Tax Levy

Non-Tax Levy

Personnel Expenses

Buildings & Land

Vehicles & Equipment

Comm & IT

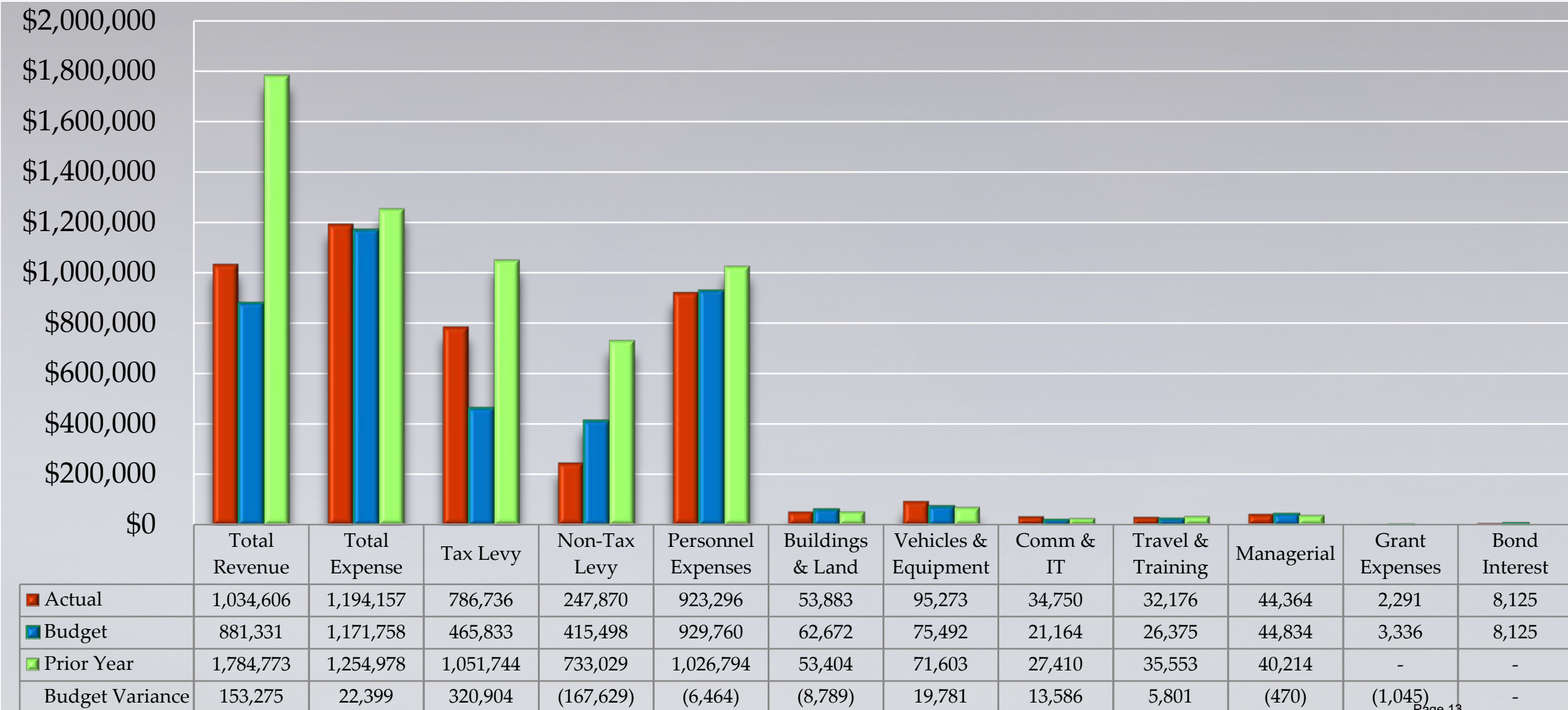
Travel & Training

Managerial


Grant Expense

Bond Interest

Fiscal Year to Date Budget to Actual



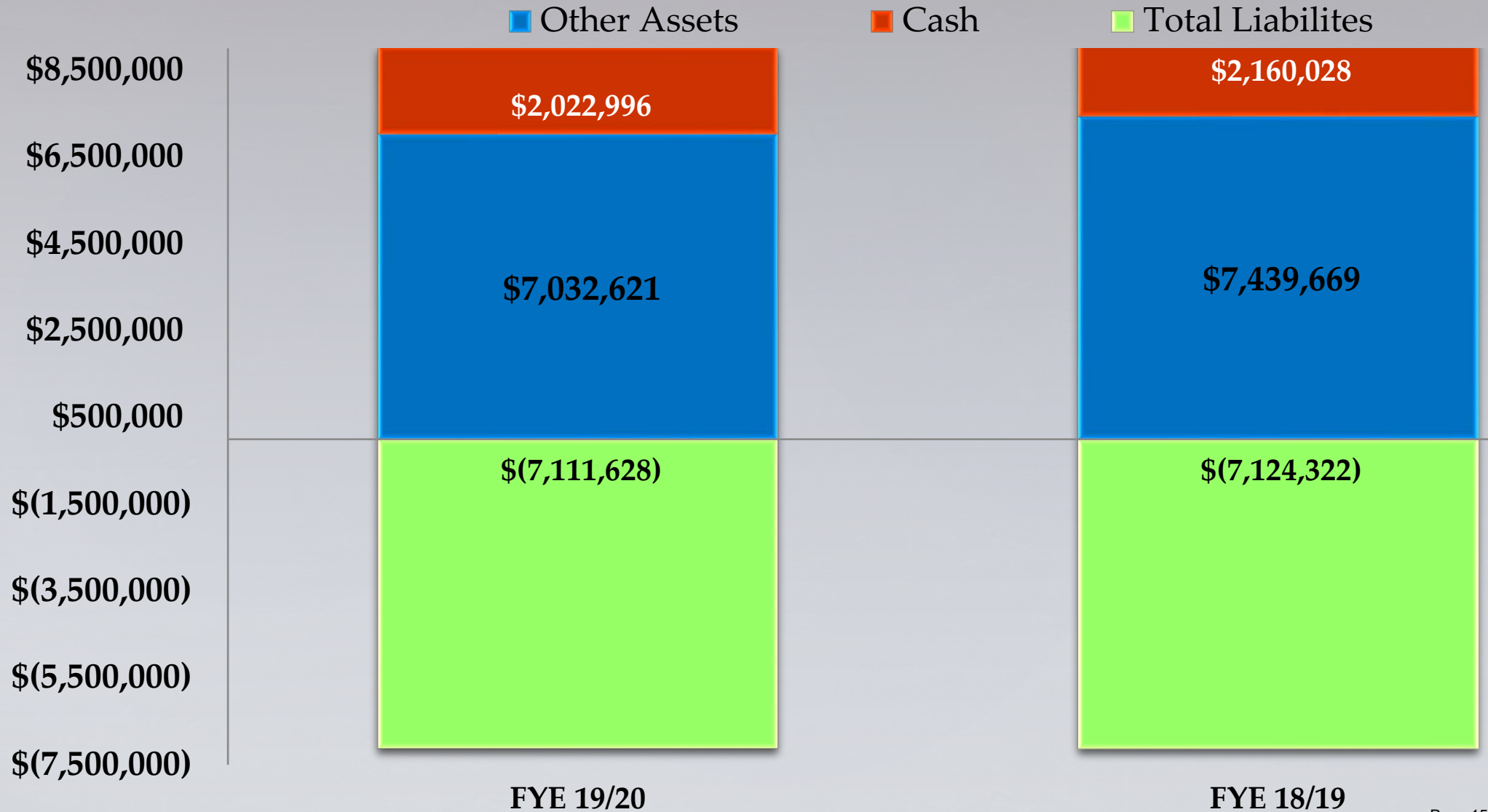
Percentage of Expenses Year to Date



Fire District Averages

Personnel	81%
Operations	11%
Communications	2%
Administrative	6%

Cash Position



4:02 PM
 11/07/19
 Accrual Basis

Tubac Fire District
Monthly Disbursement Report
 October 2019

Type	Date	Num	Name	Memo	Amount	Balance
1072 - Bill.com Money Out Clearing						
Bill Pmt -Check	10/04/2019	Bill.com	Legal Shield	https://app.bill.com/BillPay?id=blp...	-51.80	-51.80
Bill Pmt -Check	10/04/2019	Bill.com	Waste Management of...	https://app.bill.com/BillPay?id=blp...	-189.39	-241.19
Bill Pmt -Check	10/04/2019	Bill.com	Verizon	https://app.bill.com/BillPay?id=blp...	-280.07	-521.26
Bill Pmt -Check	10/04/2019	Bill.com	Voyager*	https://app.bill.com/BillPay?id=blp...	-523.16	-1,044.42
Bill Pmt -Check	10/04/2019	Bill.com	Jenn Roberts Photogr...	https://app.bill.com/BillPay?id=blp...	-460.00	-1,504.42
Bill Pmt -Check	10/04/2019	Bill.com	Nogales Tactical LLC*	https://app.bill.com/BillPay?id=blp...	-144.44	-1,648.86
Bill Pmt -Check	10/04/2019	Bill.com	Unisource Energy Ser...	https://app.bill.com/BillPay?id=blp...	-684.42	-2,333.28
Bill Pmt -Check	10/04/2019	Bill.com	Unisource Energy Ser...	https://app.bill.com/BillPay?id=blp...	-189.33	-2,522.61
Bill Pmt -Check	10/04/2019	Bill.com	Arizona Propane	https://app.bill.com/BillPay?id=blp...	-669.59	-3,192.20
Bill Pmt -Check	10/04/2019	Bill.com	Securitech, Inc.	https://app.bill.com/BillPay?id=blp...	-210.00	-3,402.20
Bill Pmt -Check	10/04/2019	Bill.com	Senergy Petroleum	https://app.bill.com/BillPay?id=blp...	-2,463.20	-5,865.40
Bill Pmt -Check	10/04/2019	Bill.com	Unisource Energy Ser...	https://app.bill.com/BillPay?id=blp...	-800.84	-6,666.24
Bill Pmt -Check	10/04/2019	Bill.com	Merle's Automotive Su...	https://app.bill.com/BillPay?id=blp...	-242.12	-6,908.36
Bill Pmt -Check	10/04/2019	Bill.com	Planet Technologies	https://app.bill.com/BillPay?id=blp...	-4,776.96	-11,685.32
Bill Pmt -Check	10/04/2019	Bill.com	Watson Chevrolet	https://app.bill.com/BillPay?id=blp...	-749.45	-12,434.77
Bill Pmt -Check	10/04/2019	Bill.com	Target Solutions*	https://app.bill.com/BillPay?id=blp...	-3,280.00	-15,714.77
Bill Pmt -Check	10/04/2019	Bill.com	Waste Management of...	https://app.bill.com/BillPay?id=blp...	-184.89	-15,899.66
Bill Pmt -Check	10/04/2019	Bill.com	Verizon	https://app.bill.com/BillPay?id=blp...	-577.37	-16,477.03
Bill Pmt -Check	10/04/2019	Bill.com	Valley Imaging Solutio...	https://app.bill.com/BillPay?id=blp...	-248.69	-16,725.72
Bill Pmt -Check	10/04/2019	Bill.com	Fry Fire District*	https://app.bill.com/BillPay?id=blp...	-1,770.69	-18,496.41
General Journal	10/04/2019	2020-...		Bill.com 10/04/19 Payables Fundi...	18,496.41	0.00
Bill Pmt -Check	10/07/2019	Bill.com	Guardian EMS Products	https://app.bill.com/BillPay?id=blp...	-317.92	-317.92
Bill Pmt -Check	10/07/2019	Bill.com	Guardian EMS Products	https://app.bill.com/BillPay?id=blp...	-438.19	-756.11
General Journal	10/07/2019	2020-...		Bill.com 10/07/19 Payables Fundi...	756.11	0.00
Bill Pmt -Check	10/11/2019	Bill.com	Valley Imaging Solutio...	https://app.bill.com/BillPay?id=blp...	-307.18	-307.18
Bill Pmt -Check	10/11/2019	Bill.com	Canyon Disposal, Inc.	https://app.bill.com/BillPay?id=blp...	-2,732.40	-3,039.58
Bill Pmt -Check	10/11/2019	Bill.com	Direct TV - 9885	https://app.bill.com/BillPay?id=blp...	-141.97	-3,181.55
Bill Pmt -Check	10/11/2019	Bill.com	Quill Corporation	https://app.bill.com/BillPay?id=blp...	-194.01	-3,375.56
Bill Pmt -Check	10/11/2019	Bill.com	V191 & Associates	https://app.bill.com/BillPay?id=blp...	-250.00	-3,625.56
Bill Pmt -Check	10/11/2019	Bill.com	Well America	https://app.bill.com/BillPay?id=blp...	-2,112.00	-5,737.56
Bill Pmt -Check	10/11/2019	Bill.com	Direct TV - 0393	https://app.bill.com/BillPay?id=blp...	-141.97	-5,879.53

4:02 PM
 11/07/19
 Accrual Basis

Tubac Fire District
Monthly Disbursement Report
 October 2019

Type	Date	Num	Name	Memo	Amount	Balance
Bill Pmt -Check	10/11/2019	Bill.com	Nextrio, LLC	https://app.bill.com/BillPay?id=blp...	-3,365.55	-9,245.08
Bill Pmt -Check	10/11/2019	Bill.com	Central Alarm	https://app.bill.com/BillPay?id=blp...	-60.00	-9,305.08
Bill Pmt -Check	10/11/2019	Bill.com	Century Link 8386	https://app.bill.com/BillPay?id=blp...	-3.91	-9,308.99
Bill Pmt -Check	10/11/2019	Bill.com	Quill Corporation	https://app.bill.com/BillPay?id=blp...	-8.27	-9,317.26
Bill Pmt -Check	10/11/2019	Bill.com	Unisource Energy Ser...	https://app.bill.com/BillPay?id=blp...	-857.77	-10,175.03
Bill Pmt -Check	10/11/2019	Bill.com	Arizona Propane	https://app.bill.com/BillPay?id=blp...	-360.62	-10,535.65
General Journal	10/11/2019	2020-...		Bill.com 10/11/19 Payables Fundi...	10,541.64	5.99
Bill Pmt -Check	10/11/2019	Bill.com	Garrett's IGA*	https://app.bill.com/BillPay?id=blp...	-5.99	0.00
Bill Pmt -Check	10/16/2019	Bill.com	Praxair 9892	https://app.bill.com/BillPay?id=blp...	-157.23	-157.23
Bill Pmt -Check	10/16/2019	Bill.com	PraxAir 3502	https://app.bill.com/BillPay?id=blp...	-582.48	-739.71
Bill Pmt -Check	10/16/2019	Bill.com	Praxair 8440	https://app.bill.com/BillPay?id=blp...	-445.00	-1,184.71
General Journal	10/16/2019	2020-...		Bill.com 10/16/19 Payables Fundi...	1,184.71	0.00
Bill Pmt -Check	10/18/2019	Bill.com	C & D Garage Doors	https://app.bill.com/BillPay?id=blp...	-975.00	-975.00
Bill Pmt -Check	10/18/2019	Bill.com	Municipal Emergency ...	https://app.bill.com/BillPay?id=blp...	-1,786.62	-2,761.62
Bill Pmt -Check	10/18/2019	Bill.com	Jorgensen Brooks Gro...	https://app.bill.com/BillPay?id=blp...	-384.75	-3,146.37
Bill Pmt -Check	10/18/2019	Bill.com	EPCOR	https://app.bill.com/BillPay?id=blp...	-48.49	-3,194.86
Bill Pmt -Check	10/18/2019	Bill.com	Canyon Disposal, Inc.	https://app.bill.com/BillPay?id=blp...	-227.70	-3,422.56
Bill Pmt -Check	10/18/2019	Bill.com	Valley Imaging Solutio...	https://app.bill.com/BillPay?id=blp...	-48.79	-3,471.35
Bill Pmt -Check	10/18/2019	Bill.com	Liberty Utilities #81342...	https://app.bill.com/BillPay?id=blp...	-162.38	-3,633.73
Bill Pmt -Check	10/18/2019	Bill.com	Liberty Utilities #81342...	https://app.bill.com/BillPay?id=blp...	-478.24	-4,111.97
Bill Pmt -Check	10/18/2019	Bill.com	Direct TV - 2827	https://app.bill.com/BillPay?id=blp...	-141.97	-4,253.94
Bill Pmt -Check	10/18/2019	Bill.com	Valley Imaging Solutio...	https://app.bill.com/BillPay?id=blp...	-142.06	-4,396.00
General Journal	10/18/2019	2020-...		Bill.com 10/18/19 Payables Fundi...	4,585.00	189.00
Bill Pmt -Check	10/18/2019	Bill.com	Esai Tapia V	https://app.bill.com/BillPay?id=blp...	-189.00	0.00
Bill Pmt -Check	10/24/2019	Bill.com	Simply Bits, LLC	https://app.bill.com/BillPay?id=blp...	-638.73	-638.73
Bill Pmt -Check	10/24/2019	Bill.com	James Vincent Group	https://app.bill.com/BillPay?id=blp...	-258.20	-896.93
Bill Pmt -Check	10/24/2019	Bill.com	Ircustoms	https://app.bill.com/BillPay?id=blp...	-499.12	-1,396.05
Bill Pmt -Check	10/24/2019	Bill.com	V191 & Associates	https://app.bill.com/BillPay?id=blp...	-250.00	-1,646.05
Bill Pmt -Check	10/24/2019	Bill.com	Simply Bits, LLC	https://app.bill.com/BillPay?id=blp...	-399.68	-2,045.73
Bill Pmt -Check	10/24/2019	Bill.com	Orta Metal Works LLC	https://app.bill.com/BillPay?id=blp...	-3,994.73	-6,040.46
Bill Pmt -Check	10/24/2019	Bill.com	Vision Service Plan	https://app.bill.com/BillPay?id=blp...	-315.24	-6,355.70
Bill Pmt -Check	10/24/2019	Bill.com	Ircustoms	https://app.bill.com/BillPay?id=blp...	-499.62	-6,855.32

4:02 PM
 11/07/19
 Accrual Basis

Tubac Fire District
Monthly Disbursement Report
 October 2019

Type	Date	Num	Name	Memo	Amount	Balance
Bill Pmt -Check	10/24/2019	Bill.com	Legal Shield	https://app.bill.com/BillPay?id=blp...	-51.80	-6,907.12
Bill Pmt -Check	10/24/2019	Bill.com	Bank of America	https://app.bill.com/BillPay?id=blp...	-5,859.31	-12,766.43
Bill Pmt -Check	10/24/2019	Bill.com	Simply Bits, LLC	https://app.bill.com/BillPay?id=blp...	-669.22	-13,435.65
General Journal	10/24/2019	2020-...		Bill.com 10/24/19 Payables Fundi...	13,435.65	0.00
Bill Pmt -Check	10/25/2019	Bill.com	Nogales Tactical LLC*	https://app.bill.com/BillPay?id=blp...	-369.14	-369.14
Bill Pmt -Check	10/25/2019	Bill.com	Century Link 326B	https://app.bill.com/BillPay?id=blp...	-167.73	-536.87
Bill Pmt -Check	10/25/2019	Bill.com	Century Link 011B	https://app.bill.com/BillPay?id=blp...	-61.96	-598.83
Bill Pmt -Check	10/25/2019	Bill.com	Unisource Energy Ser...	https://app.bill.com/BillPay?id=blp...	-22.75	-621.58
Bill Pmt -Check	10/25/2019	Bill.com	Timothy Zamora	https://app.bill.com/BillPay?id=blp...	-124.99	-746.57
Bill Pmt -Check	10/25/2019	Bill.com	Nogales Tactical LLC*	https://app.bill.com/BillPay?id=blp...	-301.83	-1,048.40
Bill Pmt -Check	10/25/2019	Bill.com	Unisource Energy Ser...	https://app.bill.com/BillPay?id=blp...	-485.16	-1,533.56
Bill Pmt -Check	10/25/2019	Bill.com	Nogales Tactical LLC*	https://app.bill.com/BillPay?id=blp...	-32.57	-1,566.13
Bill Pmt -Check	10/25/2019	Bill.com	Nogales Tactical LLC*	https://app.bill.com/BillPay?id=blp...	-138.98	-1,705.11
Bill Pmt -Check	10/25/2019	Bill.com	Unisource Energy Ser...	https://app.bill.com/BillPay?id=blp...	-22.07	-1,727.18
Bill Pmt -Check	10/25/2019	Bill.com	Merle's Automotive Su...	https://app.bill.com/BillPay?id=blp...	-447.50	-2,174.68
Bill Pmt -Check	10/25/2019	Bill.com	Great America Leasin...	https://app.bill.com/BillPay?id=blp...	-217.68	-2,392.36
Bill Pmt -Check	10/25/2019	Bill.com	Nogales Tactical LLC*	https://app.bill.com/BillPay?id=blp...	-220.39	-2,612.75
Bill Pmt -Check	10/25/2019	Bill.com	Nogales Tactical LLC*	https://app.bill.com/BillPay?id=blp...	-86.86	-2,699.61
Bill Pmt -Check	10/25/2019	Bill.com	Nogales Tactical LLC*	https://app.bill.com/BillPay?id=blp...	-260.57	-2,960.18
Bill Pmt -Check	10/25/2019	Bill.com	Jenn Roberts Photogr...	https://app.bill.com/BillPay?id=blp...	-325.00	-3,285.18
Bill Pmt -Check	10/25/2019	Bill.com	MetLife	https://app.bill.com/BillPay?id=blp...	-2,462.76	-5,747.94
Bill Pmt -Check	10/25/2019	Bill.com	Nogales Tactical LLC*	https://app.bill.com/BillPay?id=blp...	-152.00	-5,899.94
Bill Pmt -Check	10/25/2019	Bill.com	Quick Fix	https://app.bill.com/BillPay?id=blp...	-240.83	-6,140.77
General Journal	10/25/2019	2020-...		Bill.com 10/25/19 Payables Fundi...	6,140.77	0.00
Bill Pmt -Check	10/31/2019	Bill.com	Pitney Bowes Inc.	https://app.bill.com/BillPay?id=blp...	-15.99	-15.99
Bill Pmt -Check	10/31/2019	Bill.com	Guardian EMS Products	https://app.bill.com/BillPay?id=blp...	-76.37	-92.36
Bill Pmt -Check	10/31/2019	Bill.com	Guardian EMS Products	https://app.bill.com/BillPay?id=blp...	-141.83	-234.19
Bill Pmt -Check	10/31/2019	Bill.com	Nogales Tactical LLC*	https://app.bill.com/BillPay?id=blp...	-57.54	-291.73
Bill Pmt -Check	10/31/2019	Bill.com	Nogales Tactical LLC*	https://app.bill.com/BillPay?id=blp...	-107.49	-399.22
Bill Pmt -Check	10/31/2019	Bill.com	Guardian EMS Products	https://app.bill.com/BillPay?id=blp...	-488.51	-887.73
Bill Pmt -Check	10/31/2019	Bill.com	Teleflex	https://app.bill.com/BillPay?id=blp...	-849.31	-1,737.04
Bill Pmt -Check	10/31/2019	Bill.com	Nogales Tactical LLC*	https://app.bill.com/BillPay?id=blp...	-130.28	-1,867.32

4:02 PM
 11/07/19
 Accrual Basis

Tubac Fire District
Monthly Disbursement Report
 October 2019

Type	Date	Num	Name	Memo	Amount	Balance
Bill Pmt -Check	10/31/2019	Bill.com	Nogales Tactical LLC*	https://app.bill.com/BillPay?id=blp...	-124.86	-1,992.18
Bill Pmt -Check	10/31/2019	Bill.com	Guardian EMS Products	https://app.bill.com/BillPay?id=blp...	-325.56	-2,317.74
Bill Pmt -Check	10/31/2019	Bill.com	Enerspect Medical Sol...	https://app.bill.com/BillPay?id=blp...	-473.14	-2,790.88
Bill Pmt -Check	10/31/2019	Bill.com	California Tire	https://app.bill.com/BillPay?id=blp...	-621.04	-3,411.92
Bill Pmt -Check	10/31/2019	Bill.com	Purchase Power	https://app.bill.com/BillPay?id=blp...	-169.01	-3,580.93
Bill Pmt -Check	10/31/2019	Bill.com	The Mahoney Group	https://app.bill.com/BillPay?id=blp...	-152.00	-3,732.93
Bill Pmt -Check	10/31/2019	Bill.com	Nogales Tactical LLC*	https://app.bill.com/BillPay?id=blp...	-97.74	-3,830.67
Bill Pmt -Check	10/31/2019	Bill.com	Boyle, Pecharich, Clin...	https://app.bill.com/BillPay?id=blp...	-590.00	-4,420.67
Bill Pmt -Check	10/31/2019	Bill.com	Fry Fire District*	https://app.bill.com/BillPay?id=blp...	-2,192.17	-6,612.84
Bill Pmt -Check	10/31/2019	Bill.com	Nogales Tactical LLC*	https://app.bill.com/BillPay?id=blp...	-168.28	-6,781.12
Bill Pmt -Check	10/31/2019	Bill.com	Nogales Tactical LLC*	https://app.bill.com/BillPay?id=blp...	-165.04	-6,946.16
Bill Pmt -Check	10/31/2019	Bill.com	Enerspect Medical Sol...	https://app.bill.com/BillPay?id=blp...	-343.97	-7,290.13
General Journal	10/31/2019	2020-...		Bill.com 10/31/19 Payables Fundi...	7,290.13	0.00
Total 1072 · Bill.com Money Out Clearing					0.00	0.00
1127 · Cash with County Treasurer						
Deposit	10/02/2019			T061-2063 September 2019 Prop...	-14,235.39	-14,235.39
General Journal	10/31/2019	2020-...		To record propoerty tax revenue f...	624,057.25	609,821.86
Deposit	10/31/2019			Interest	3.93	609,825.79
Total 1127 · Cash with County Treasurer					609,825.79	609,825.79

4:02 PM
 11/07/19
 Accrual Basis

Tubac Fire District
Monthly Disbursement Report
 October 2019

Type	Date	Num	Name	Memo	Amount	Balance
1129 - Operational						
Deposit	10/01/2019			Deposit	1,756.17	1,756.17
Deposit	10/01/2019			Deposit	2,593.35	4,349.52
Deposit	10/01/2019			Deposit	25.00	4,374.52
Deposit	10/01/2019			Deposit	2,288.39	6,662.91
Deposit	10/02/2019			Deposit	29,957.69	36,620.60
Deposit	10/02/2019			Deposit	1,097.68	37,718.28
Deposit	10/02/2019			Deposit	1,170.70	38,888.98
General Journal	10/04/2019	2020-...		Bill.com 10/04/19 Payables Fundi...	-18,496.41	20,392.57
Deposit	10/04/2019			Deposit	658.03	21,050.60
General Journal	10/07/2019	2020-...		Bill.com 10/07/19 Payables Fundi...	-756.11	20,294.49
Deposit	10/07/2019			Deposit	527.71	20,822.20
Deposit	10/07/2019			Deposit	179.85	21,002.05
Deposit	10/08/2019			Deposit	9,089.92	30,091.97
Check	10/09/2019	25543	Green Valley F.F.A.	Pay period ending Oct 6, 2019	-414.00	29,677.97
Check	10/09/2019	25544	Security Benefit	457 Plan - Payer ID 613624000 ...	-325.00	29,352.97
Check	10/09/2019	25545	Nationwide Retirement...	457 Plan Entity #0345 pay period...	-1,348.70	28,004.27
Check	10/09/2019	25546	Nationwide Retirement...	401A Plan - pay period end Oct. ...	-847.33	27,156.94
Deposit	10/09/2019			Deposit	13,274.12	40,431.06
Deposit	10/09/2019			Deposit	1,558.62	41,989.68
Deposit	10/09/2019			Deposit	7.68	41,997.36
Deposit	10/10/2019			Deposit	488.96	42,486.32
Check	10/11/2019	ACH	PUBLIC SAFETY PER...	Pay period ending 10/6/2019	-15,815.97	26,670.35
General Journal	10/11/2019	2020-...		Bill.com 10/11/19 Payables Fundi...	-10,541.64	16,128.71
General Journal	10/11/2019	2020-...			-47,260.80	-31,132.09
General Journal	10/11/2019	2020-...			-1,188.35	-32,320.44
General Journal	10/11/2019	2020-...			-9,602.85	-41,923.29
Deposit	10/14/2019			Deposit	1,552.81	-40,370.48
Deposit	10/15/2019			Deposit	480.01	-39,890.47
Check	10/15/2019		FDGL		-45.33	-39,935.80
Deposit	10/16/2019			Deposit	427.23	-39,508.57
Deposit	10/16/2019			Deposit	6,464.49	-33,044.08

4:02 PM
 11/07/19
 Accrual Basis

Tubac Fire District
Monthly Disbursement Report
 October 2019

Type	Date	Num	Name	Memo	Amount	Balance
General Journal	10/16/2019	2020-...		Bill.com 10/16/19 Payables Fundi...	-1,184.71	-34,228.79
Deposit	10/18/2019			Deposit	6,241.40	-27,987.39
General Journal	10/18/2019	2020-...		Bill.com 10/18/19 Payables Fundi...	-4,585.00	-32,572.39
Check	10/20/2019	ACH	Enterprise FM Trust		-2,136.61	-34,709.00
Deposit	10/21/2019			Deposit	985.11	-33,723.89
Deposit	10/21/2019			Deposit	1,292.97	-32,430.92
Deposit	10/21/2019			Deposit	7.72	-32,423.20
Deposit	10/22/2019			Deposit	362.62	-32,060.58
Deposit	10/22/2019			Deposit	3,281.18	-28,779.40
Check	10/23/2019	25547	Green Valley F.F.A.	Pay period end 10/20/19	-414.00	-29,193.40
Check	10/23/2019	25548	Nationwide Retirement...	Entity No 0345 - 457 Plan P/R pe...	-1,248.70	-30,442.10
Check	10/23/2019	25549	Nationwide Retirement...	VOID: 457 Plan - Payer ID#6136...	0.00	-30,442.10
Check	10/23/2019	25550	Security Benefit	457 Plan Payer ID 613624000 P/...	-325.00	-30,767.10
Check	10/23/2019	25551	Nationwide Retirement...	Plan 401A- pay period end 10/20/...	-790.00	-31,557.10
General Journal	10/24/2019	2020-...		Bill.com 10/24/19 Payables Fundi...	-13,435.65	-44,992.75
General Journal	10/25/2019	2020-...			-49,553.11	-94,545.86
General Journal	10/25/2019	2020-...			-1,188.35	-95,734.21
General Journal	10/25/2019	2020-...			-10,512.22	-106246.43
Check	10/25/2019	ACH	PUBLIC SAFETY PER...	pay period end 10/20/19	-16,435.45	-122681.88
Deposit	10/25/2019			Deposit	781.65	-121900.23
Deposit	10/25/2019			Deposit	1,022.37	-120877.86
General Journal	10/25/2019	2020-...		Bill.com 10/25/19 Payables Fundi...	-6,140.77	-127018.63
Deposit	10/28/2019			Deposit	100.00	-126918.63
Deposit	10/28/2019			Deposit	1,180.14	-125738.49
Deposit	10/28/2019			Deposit	455.31	-125283.18
Deposit	10/29/2019			Deposit	25.00	-125258.18
Deposit	10/29/2019			Deposit	57.96	-125200.22
Deposit	10/29/2019			Deposit	1,474.76	-123725.46
Deposit	10/29/2019			Deposit	5,068.34	-118657.12
General Journal	10/31/2019	2020-...		Bill.com 10/31/19 Payables Fundi...	-7,290.13	-125947.25
Deposit	10/31/2019			Deposit	3,296.81	-122650.44
Deposit	10/31/2019			Deposit	1,326.74	-121323.70

4:02 PM
11/07/19
Accrual Basis

Tubac Fire District
Monthly Disbursement Report
October 2019

Type	Date	Num	Name	Memo	Amount	Balance
Deposit	10/31/2019			Deposit	707.02	-120616.68
Check	10/31/2019			Service Charge	-10.00	-120626.68
Total 1129 · Operational					-120,626.68	-120626.68
1130 · Savings Acct.						
Deposit	10/31/2019			Interest	49.47	49.47
Total 1130 · Savings Acct.					49.47	49.47
TOTAL					<u>489,248.58</u>	<u>489,248.58</u>

Tubac Fire District

Twelve-Month Cash Flow

Fiscal Year Begins: Jul-19

Tubac Fire District

	Beginning	Jul-19	Aug-19	Sep-19	Oct-19	Nov-19	Dec-19	Jan-20	Feb-20	Mar-20	Apr-20	May-20	Jun-20	Monthly Average	Overview
--	-----------	--------	--------	--------	--------	--------	--------	--------	--------	--------	--------	--------	--------	-----------------	----------

Cash Summary

Cash on Hand (beginning of month)	1,627,418	1,627,418	1,615,260	1,341,777	1,179,587	1,668,836	1,756,326	2,448,628	2,300,501	2,216,402	2,166,936	2,418,119	2,392,983	1,927,731	
Cash Available (on hand + receipts, before cash out)	1,627,418	1,908,605	1,716,932	1,468,041	1,890,729	2,000,423	2,693,106	2,622,512	2,462,768	2,413,709	2,703,538	2,750,509	2,635,557	2,272,203	
Cash Position (end of month)	1,627,418	1,615,260	1,341,777	1,179,587	1,668,836	1,756,326	2,448,628	2,300,501	2,216,402	2,166,936	2,418,119	2,392,983	2,325,047	1,985,867	

Cash Receipts

Tax Levy Revenue		9,222	9,663	17,475	624,057	260,170	865,363	102,737	91,120	94,723	434,018	229,806	139,990		
Other Cash Inflows		271,965	92,009	108,789	87,085	71,417	71,417	71,147	71,147	102,584	102,584	102,584	102,584		
Line of Credit		0	0	0	0	0	0	0	0	0	0	0	0		
Total Cash Receipts		281,187	101,672	126,265	711,142	331,587	936,780	173,884	162,267	197,307	536,602	332,390	242,574	344,471	

Cash Paid Out

Disbursements		293,345	375,156	288,454	221,893	244,097	244,478	322,011	246,366	246,773	285,419	357,526	310,510	286,336	
Capital Outlay		0	0	0	0	0	0	0	0	0	0	0	0	0	
Repayment of LOC		0	0	0	0	0	0	0	0	0	0	0	0	0	
Total Cash Paid Out		293,345	375,156	288,454	221,893	244,097	244,478	322,011	246,366	246,773	285,419	357,526	310,510	286,336	

(Actual) (Actual) (Actual) (Actual) (Budget) (Budget) (Budget) (Budget) (Budget) (Budget) (Budget) (Budget) (Budget) (Budget)