

Tubac Fire District

2227 E I-19 Frontage Rd
Tubac, AZ 85646
520.398.2255



Monthly Financial Report – September 2021

Attached are the following for your information and review:

1. Balance Sheet as of September 30, 2021.
2. Summary of Reconciled Cash Balances as of September 30, 2021.
3. Income Statement of Revenues and Expenditures for September 2021 including budget to actual and year-to-date balances.
4. Income vs. Expenses Graph for September 2021.
5. Fixed Asset Additions and Disposals for FY 21/22.
6. Liabilities & Securities for FY 21/22.
7. Fleet Repairs & Maintenance Expenses.
8. Station Utilities, Supplies, and Repairs & Maintenance Expenses.
9. Board Presentation.
10. Monthly Disbursement Report.
11. 12-Month Cash Flow.

Key points:

- Santa Cruz County revenue for September is \$30,123 which is \$17,568 over budget.
- Non-Levy revenue is \$118,593 which is over budget by \$9,509 driven by Paramedic Program Tuition Reimbursement.
- Expenses for September totaled \$270,585 which is under budget by \$40,758 driven by all categories, however, personnel is under budget \$24,030.
- YTD Total Revenue is \$362,881 which is \$7,200 under budget driven by Wildland
- YTD Expense is \$990,978 which is \$103,505 under budget
 - Personnel expense is \$67,322 under budget

Please contact the Finance Director for any questions or concerns regarding this report.

This report and the attached detail reports have been reviewed and approved by the Fire Board.

Board Clerk

Date

8:17 PM

10/18/21

Accrual Basis

**Tubac Fire District
Balance Sheet
As of September 30, 2021**

	Sep 30, 21	Aug 31, 21	\$ Change	Sep 30, 20	\$ Change
ASSETS					
Current Assets					
Checking/Savings					
1127 · Cash with County Treasurer	25,376.80	22,808.78	2,568.02	8,567.35	16,809.45
1129 · Operational	345,433.69	492,413.42	-146,979.73	650,231.66	-304,797.97
1130 · Savings Acct.	4,644,275.72	4,644,095.06	180.66	728,698.99	3,915,576.73
1131 · Bond Account	259,544.63	254,796.96	4,747.67	242,585.61	16,959.02
Total Checking/Savings	5,274,630.84	5,414,114.22	-139,483.38	1,630,083.61	3,644,547.23
Accounts Receivable					
1245 · Property Tax Receivable	229,673.56	229,673.56	0.00	229,673.56	0.00
1200 · Wildland Receivable	79,057.12	47,632.16	31,424.96	75,915.25	3,141.87
1205 · Other Receivables	18,827.75	18,827.75	0.00	18,033.25	794.50
1250 · Ambulance Receivable	155,819.15	155,819.15	0.00	155,819.15	0.00
1251 · Allowance for Ambulance Receiv	-82,122.65	-82,122.65	0.00	-82,122.65	0.00
Total Accounts Receivable	401,254.93	369,829.97	31,424.96	397,318.56	3,936.37
Other Current Assets					
1400 · Prepaid Expense	17,157.60	17,157.60	0.00	0.00	17,157.60
Total Other Current Assets	17,157.60	17,157.60	0.00	0.00	17,157.60
Total Current Assets	5,693,043.37	5,801,101.79	-108,058.42	2,027,402.17	3,665,641.20
Fixed Assets					
1750 · CIP	15,600.00	15,600.00	0.00	15,600.00	0.00
1711 · Land - Non-depreciable	257,352.00	257,352.00	0.00	257,352.00	0.00
1745 · AD - Equipment	-1,344,957.58	-1,344,957.58	0.00	-1,344,957.58	0.00
1735 · AD - Vehicles	-2,591,325.80	-2,591,325.80	0.00	-2,591,325.80	0.00
1725 · AD - Building	-1,961,004.22	-1,961,004.22	0.00	-1,961,004.22	0.00
1730 · Vehicles	3,259,923.47	3,259,923.47	0.00	3,061,205.18	198,718.29
1740 · Equipment	1,970,994.55	1,924,206.89	46,787.66	1,702,578.38	268,416.17
1720 · Buildings & Improvements	6,322,336.78	6,316,051.78	6,285.00	6,316,051.78	6,285.00
Total Fixed Assets	5,928,919.20	5,875,846.54	53,072.66	5,455,499.74	473,419.46
Other Assets					
1960 · Risk Pool Capitalization	10,669.25	10,669.25	0.00	0.00	10,669.25
1958 · Net PSPRS OPEB Asset TR 3	502.00	502.00	0.00	502.00	0.00
1957 · Net Pension Asset PSPRS TR3	5,579.00	5,579.00	0.00	5,579.00	0.00
1918 · Deferred Outflow PSPRS OPEB TR3	118.00	118.00	0.00	118.00	0.00
1917 · Deferred Outflows PSPRS TR 3	28,415.00	28,415.00	0.00	28,415.00	0.00
1956 · Net OPEB Asset	122,452.00	122,452.00	0.00	122,452.00	0.00

Tubac Fire District
Balance Sheet
As of September 30, 2021

	Sep 30, 21	Aug 31, 21	\$ Change	Sep 30, 20	\$ Change
1916 · Deferred outflow - PSPRS OPEB	3,005.00	3,005.00	0.00	3,005.00	0.00
1915 · Deferred outflows - PSPRS	1,347,886.00	1,347,886.00	0.00	1,347,886.00	0.00
Total Other Assets	1,518,626.25	1,518,626.25	0.00	1,507,957.00	10,669.25
TOTAL ASSETS	13,140,588.82	13,195,574.58	-54,985.76	8,990,858.91	4,149,729.91
LIABILITIES & EQUITY					
Liabilities					
Current Liabilities					
Accounts Payable					
2000 · Accounts Payable	93,754.96	29,079.86	64,675.10	-26,079.83	119,834.79
Total Accounts Payable	93,754.96	29,079.86	64,675.10	-26,079.83	119,834.79
Credit Cards					
2010 · Bank of America Credit Card	1,091.45	4,603.22	-3,511.77	2,909.47	-1,818.02
Total Credit Cards	1,091.45	4,603.22	-3,511.77	2,909.47	-1,818.02
Other Current Liabilities					
2316 · Deferred Inflows - PSPRS OPEB	92,091.00	92,091.00	0.00	92,091.00	0.00
2318 · Deferred Inflows PSPRS OPEB TR3	110.00	110.00	0.00	110.00	0.00
2317 · Deferred Inflows PSPRS TR3	1,387.00	1,387.00	0.00	1,387.00	0.00
2230 · Accrued Interest	2,628.78	2,628.78	0.00	2,628.78	0.00
2030 · Compensated Absences Payable	113,296.86	113,296.86	0.00	113,296.86	0.00
2020 · Accrued Wages	110,929.42	110,929.42	0.00	110,929.42	0.00
2315 · Deferred Inflows - PSPRS	571,371.00	571,371.00	0.00	571,371.00	0.00
2100 · Payroll Liabilities					
2103 · Pension Payable	0.00	-5,719.76	5,719.76	1,628.30	-1,628.30
2127 · Union Dues Payable	468.00	468.00	0.00	468.00	0.00
2137 · Garnishment	-236.26	-236.26	0.00	-236.26	0.00
2140 · Pre-Paid Legal	-25.90	-25.90	0.00	0.00	-25.90
Total 2100 · Payroll Liabilities	205.84	-5,513.92	5,719.76	1,860.04	-1,654.20
Total Other Current Liabilities	892,019.90	886,300.14	5,719.76	893,674.10	-1,654.20
Total Current Liabilities	986,866.31	919,983.22	66,883.09	870,503.74	116,362.57
Long Term Liabilities					
2335 · F150 Leases Payable	42,004.68	42,004.68	0.00	64,947.12	-22,942.44
2330 · Ambulance Lease Payable	143,145.64	143,145.64	0.00	169,009.89	-25,864.25
2355 · Net Pension Liability - PSPRS	2,646,365.00	2,646,365.00	0.00	2,646,365.00	0.00
2320 · Bond Payable	3,075,821.11	3,075,821.11	0.00	3,475,645.64	-399,824.53
Total Long Term Liabilities	5,907,336.43	5,907,336.43	0.00	6,355,967.65	-448,631.22
Total Liabilities	6,894,202.74	6,827,319.65	66,883.09	7,226,471.39	-332,268.65

8:17 PM

10/18/21

Accrual Basis

Tubac Fire District
Balance Sheet
As of September 30, 2021

	Sep 30, 21	Aug 31, 21	\$ Change	Sep 30, 20	\$ Change
Equity					
3001 · Unrestricted	4,901,905.85	4,901,905.85	0.00	438,291.53	4,463,614.32
3510 · Restricted	236,344.73	236,344.73	0.00	236,344.73	0.00
3530 · Net Investment in Capital Asset	1,736,233.22	1,736,233.22	0.00	1,736,233.22	0.00
Net Income	-628,097.72	-506,228.87	-121,868.85	-646,481.96	18,384.24
Total Equity	6,246,386.08	6,368,254.93	-121,868.85	1,764,387.52	4,481,998.56
TOTAL LIABILITIES & EQUITY	13,140,588.82	13,195,574.58	-54,985.76	8,990,858.91	4,149,729.91

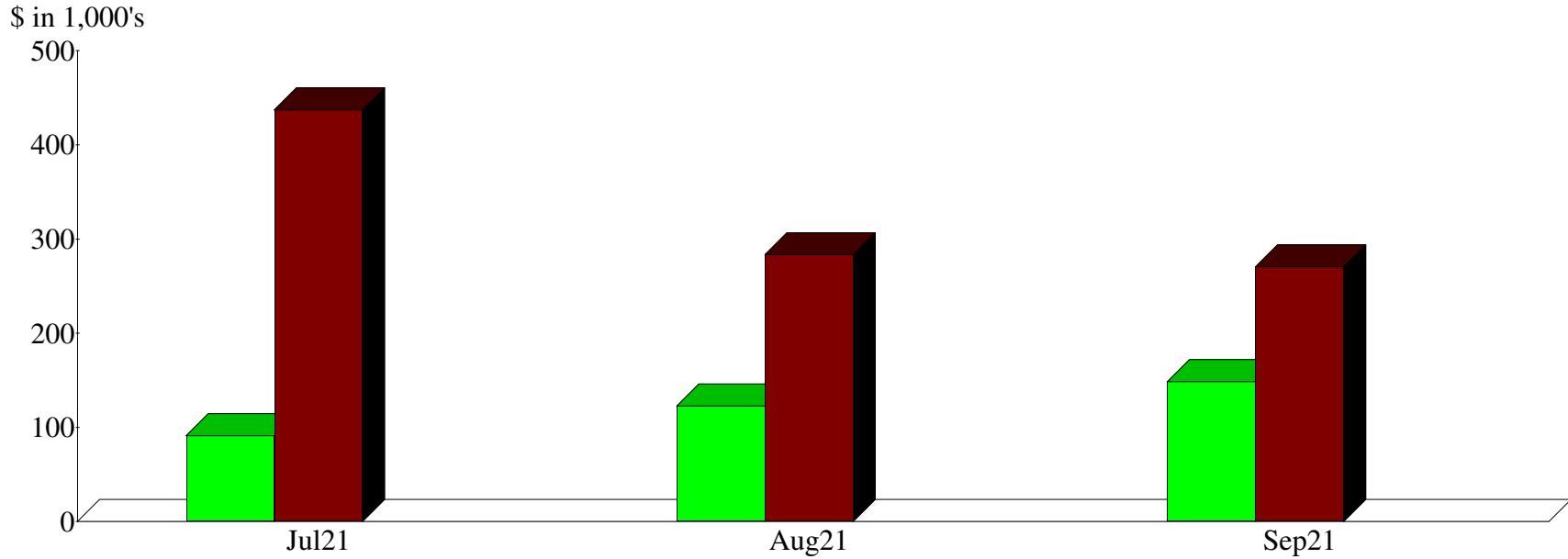
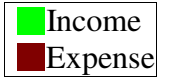
Tubac Fire District
Summary of Reconciled Cash Balances
 Period Ending 9/30/2021

	Bank of America Checking 9/30/2021	Santa Cruz County General Fund 9/30/2021	Bank of America Savings 9/30/2021	Santa Cruz County Bond Account 9/30/2021
Beginning Balance	496,994.24	22,808.78	4,644,095.06	254,796.96
Cleared Transactions				
Checks and Payments	(266,846.75)	(22,808.78)	-	-
Deposits and Credits	117,494.62	25,376.80	180.66	4,747.67
Total Cleared Transactions	<u>(149,352.13)</u>	<u>2,568.02</u>	<u>180.66</u>	<u>4,747.67</u>
Cleared Balance	<u>347,642.11</u>	<u>25,376.80</u>	<u>4,644,275.72</u>	<u>259,544.63</u>
Uncleared Transactions				
Checks and Payments	(2,298.82)	-	-	-
Deposits and Credits	90.40	-	-	-
Total Uncleared Transactions	<u>(2,208.42)</u>	<u>-</u>	<u>-</u>	<u>-</u>
Register Balance as of 9/30/2021	<u>345,433.69</u>	<u>25,376.80</u>	<u>4,644,275.72</u>	<u>259,544.63</u>

Tubac Fire District
Profit & Loss Budget Performance
September 2021

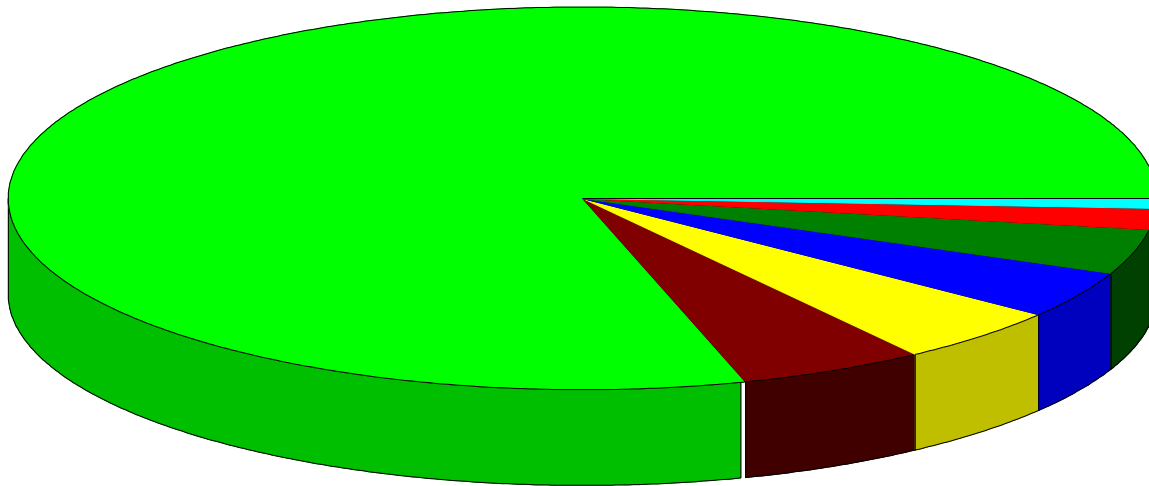
	Sep 21	Budget	\$ Over Budget	Jul - Sep 21	YTD Budget	\$ Over Budget	Annual Budget
Ordinary Income/Expense							
Income							
Tax Revenues	30,122.76	12,555.00	17,567.76	85,569.28	42,829.00	42,740.28	2,880,442.00
Non Tax Levy Revenue	118,593.44	109,084.00	9,509.44	277,311.35	327,252.00	-49,940.65	1,435,500.00
Total Income	148,716.20	121,639.00	27,077.20	362,880.63	370,081.00	-7,200.37	4,315,942.00
Gross Profit	148,716.20	121,639.00	27,077.20	362,880.63	370,081.00	-7,200.37	4,315,942.00
Expense							
Personnel Expenses	216,162.47	240,192.00	-24,029.53	788,705.08	856,027.00	-67,321.92	3,008,128.00
Buildings & Land	14,394.52	16,301.00	-1,906.48	48,584.14	48,903.00	-318.86	195,600.00
Vehicles & Equipment	17,577.12	20,618.00	-3,040.88	53,429.70	61,854.00	-8,424.30	247,400.00
Communications & I.T.	13,560.45	18,092.00	-4,531.55	39,055.56	50,026.00	-10,970.44	144,100.00
Travel & Training	681.35	6,217.00	-5,535.65	18,667.53	33,651.00	-14,983.47	65,300.00
Managerial Expenses	8,209.14	9,923.00	-1,713.86	40,682.17	44,022.00	-3,339.83	184,088.00
Grant Expenses	0.00	0.00	0.00	1,854.17	0.00	1,854.17	0.00
Total Expense	270,585.05	311,343.00	-40,757.95	990,978.35	1,094,483.00	-103,504.65	3,844,616.00
Net Ordinary Income	-121,868.85	-189,704.00	67,835.15	-628,097.72	-724,402.00	96,304.28	471,326.00
Other Income/Expense							
Other Expense							
8010 - Bond Interest	0.00	0.00	0.00	0.00	0.00	0.00	72,589.38
Total Other Expense	0.00	0.00	0.00	0.00	0.00	0.00	72,589.38
Net Other Income	0.00	0.00	0.00	0.00	0.00	0.00	-72,589.38
Net Income	<u>-121,868.85</u>	<u>-189,704.00</u>	<u>67,835.15</u>	<u>-628,097.72</u>	<u>-724,402.00</u>	<u>96,304.28</u>	<u>398,736.62</u>

Income and Expense by Month
July through September 2021



Expense Summary
July through September 2021

Personnel Expenses	79.59%
Vehicles & Equipment	5.39
Buildings & Land	4.90
Managerial Expenses	4.11
Communications & I.T.	3.94
Travel & Training	1.88
Grant Expenses	0.19
Total	\$990,978.35



By Account

Tubac Fire District
Fixed Assets Additions and Disposals

Recorded in fixed asset accounts:

Account Number	Account name	Addition/(Disposal) Amount	Description of Asset
1730	Vehicles	\$ 1,277.25	Inverter for Ambulance 1055
1740	Equipment	\$ 6,264.60	Mounting System for New Power Gurney
1730	Vehicles	\$ (6,610.10)	Sale of Unit 1031
1730	Vehicles	\$ (6,517.00)	Sale of Unit 1032
1740	Equipment	\$ 40,276.64	Ferno Powercot
1740	Equipment	\$ 6,511.02	Pole Mounts
1720	Building & Improvements	\$ 6,285.00	Replace AC Station 2
TOTAL		\$ 47,487.41	

Prepared

10/18/2021 JVG, Finance Director.

TUBAC FIRE DISTRICT
Liabilities and Securities - FY20/21

LIABILITIES						
Description	TOTAL PRICE	CURRENT BALANCE	INTEREST RATE	FY21/22 PAYMENTS	NEXT PAYMENT	DATE OF PAYOFF
Bond	\$6,795,000.00	\$3,075,821.11	2.36%		7/1/2022	7/1/2028
Lease Payable	\$195,131.69	\$143,145.64	3.71%		2/1/2022	2/1/2026
Net Pension Liability - PSPRS		\$2,646,365.00				
F150 Lease Payable		\$42,004.68				
Totals		\$5,907,336.43		\$0.00		

SECURITIES				
Broker	CUSIP #	Description	Market Value	Maturity Date
		Totals	\$0.00	

☞ Net balance owed = **\$5,907,336.43**

8:20 PM

10/18/21

Accrual Basis

Tubac Fire District
Fleet Repairs & Maintenance
September 2021

Date	Source Name	Memo	Amount
Ambulance 1055			
09/02/2021	W.W. Williams	Service on Unit 1055 also install Power Invertor	919.89
09/23/2021	Merle's Automotive Supply	2.5 Gal Jug of DEF	9.65
Total Ambulance 1055			929.54
Apparatus			
Ambulance 1033			
09/08/2021	Arizona Auto Refrigeration	AC repair for Unit #1033	223.53
09/16/2021	Arizona Auto Refrigeration	Repair to AC on unit 1033	135.37
09/23/2021	Merle's Automotive Supply	Wiper Blades	9.78
Total Ambulance 1033			368.68
Ambulance 1034			
09/29/2021	L&B Mobile Medical EMSAR Arizona	First hour of labor on Ferno Equipment and BAA GAS Cyl ...	451.25
Total Ambulance 1034			451.25
Ambulance 1053			
09/23/2021	Merle's Automotive Supply	2.5 Gal Jugs of DEF	9.66
Total Ambulance 1053			9.66
Ambulance 1054			
09/23/2021	Merle's Automotive Supply	2.5 Gal Jug of DEF	9.66
Total Ambulance 1054			9.66
Brush 1046			
09/16/2021	Larry H Miller	PO 4044, Brush 1046- repairs and maintenance	1,112.60
09/16/2021	Larry H Miller	Maintenance and repairs to Brush Truck 1046	0.00
Total Brush 1046			1,112.60
Polaris 1028			
09/01/2021	Harbor Freight	Ratchet tie downs for Polaris #1028	8.69
09/02/2021	Ridenow Powersports	Repairs to Polaris Unit #1028	2,383.93
Total Polaris 1028			2,392.62
Total Apparatus			4,344.47
TOTAL			5,274.01

8:21 PM

10/18/21

Accrual Basis

Tubac Fire District Station Utilities, Supplies, and Repairs & Maintenance September 2021

Date	Source Name	Memo	Amount
Stations			
Station 1			
09/01/2021	Prudential Overall Supply	Station Supplies Station 1	30.77
09/01/2021	Waste Management of Tucson	Trash Service for Station #1	209.45
09/10/2021	EPCOR	August water bill	95.56
09/10/2021	Century Link 326B	Internet Sept. 2021	163.66
09/15/2021	Prudential Overall Supply	Station Supplies Station 1	30.77
09/16/2021	99 Only Stores	Bottled water for all stations	13.95
09/17/2021	Unisource Energy Services (Electric)	2227 E. Frontage Rd. Tubac, AZ 85646 Small General Service (service N...	23.58
09/17/2021	Unisource Energy Services (Gas)	2227 E FRONTAGE RD, TUBAC, AZ 85646 Small Volume Public Authorit...	22.13
09/17/2021	Unisource Energy Services (Electric)	2227 E. Frontage Rd. Tubac, AZ 85646 Small General Service (service N...	605.60
09/19/2021	Direct TV - 9236	TV for period 09/18/21-10/17/21	149.98
09/20/2021	Simply Bits, LLC	Account #: CA24339 Station 1, Internet and long distance for Oct 2021	903.11
09/22/2021	Prudential Overall Supply	Station Supplies Station 1	30.77
09/27/2021	Waste Management of Tucson	Trash Service for Station #1	210.33
09/29/2021	Prudential Overall Supply	Mats Laundry Bags White Massage Towels for Station 1	30.77
09/30/2021	Giovanni Granados	Fire Station 1: Cut down and pick up weeds around the building under ante...	475.00
Total Station 1			2,995.43
Station 2			
09/01/2021	Prudential Overall Supply	Station Supplies Station 2	37.47
09/01/2021	Central Alarm	Access Control Full Service from 09/1/21 - 09/30/21	60.00
09/05/2021	Garrett's IGA*	Propane for Station #2	21.31
09/10/2021	Century Link 011B	Monthly Internet for Station 2 Sept 2021	70.59
09/13/2021	Cactus Heating & Cooling	Replace Thermostat	169.59
09/13/2021	Cactus Heating & Cooling	Replace AC unit at Station #2	0.00
09/14/2021	Arizona Propane	Propane Station 2	628.46
09/15/2021	Prudential Overall Supply	Station Supplies Station 2	37.47
09/16/2021	99 Only Stores	Bottled water for all stations	13.95
09/16/2021	FH Hardware LLC	Sta 2 extension cord	26.99
09/17/2021	Liberty Utilities #84201956-84305894	84201956-84305894 1360 W FRONTAGE RD	314.10
09/20/2021	Simply Bits, LLC	Account #: CA17981 Station 2, Internet and long distance for Oct 2021	592.56
09/21/2021	Terminix	Pest Control for Station #2	120.00
09/22/2021	Prudential Overall Supply	Station Supplies Station 2	37.47
09/23/2021	Unisource Energy Services (Electric)	455 Camino Agosto 1 Rio Rico AZ 85648, Small General Service (Service ...	164.65
09/23/2021	Unisource Energy Services (Electric)	563 Camino Lito Galindo Rio Rico AZ 85648 Medium General Service (Se...	977.07
09/27/2021	Waste Management of Tucson	Trash Service for Station #2	208.81
09/29/2021	Prudential Overall Supply	Mats Laundry Bags White Massage Towels for Station 2	37.47
09/29/2021	Giovanni Granados	Fire Station 2: Cut Grass and Trim bushes	475.00
Total Station 2			3,992.96
Station 3			
09/01/2021	Prudential Overall Supply	Station Supplies Station 3	35.13
09/07/2021	Liberty Utilities 84207196-84305894	Service Address: 333 CAMINO JOSEFINA 07/29/21 - 08/26/21 RR170...	167.38
09/08/2021	Direct TV - 0393	TV for period 09/02/21-10/01/21	156.98
09/08/2021	John Schwamm	Time for programming fobs trouble shoot system at each station with alar...	225.00
09/15/2021	Prudential Overall Supply	Station Supplies Station 3	35.13
09/16/2021	99 Only Stores	Bottled water for all	13.95
09/20/2021	Simply Bits, LLC	Account #: CA24338 Station 3, Internet and long distance for Oct 2021	693.52
09/21/2021	Empire Southwest*	Maintenance and service to Station 3 Generator	623.06
09/22/2021	Prudential Overall Supply	Station Supplies Station 3	35.13
09/25/2021	Terminix	Pest Control for Station #3	149.00

8:21 PM

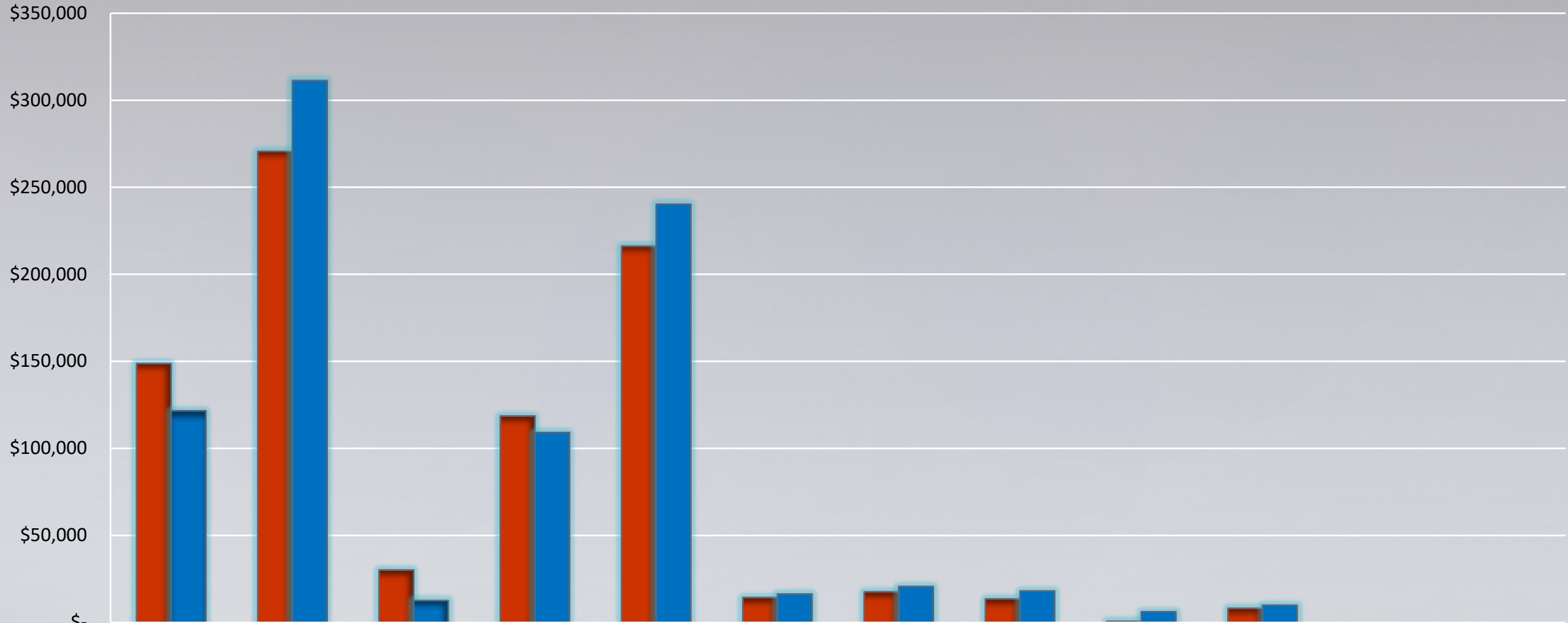
10/18/21

Accrual Basis

Tubac Fire District
Station Utilities, Supplies, and Repairs & Maintenance
September 2021

Date	Source Name	Memo	Amount
09/28/2021	Unisource Energy Services (Electric)	333 Camino Josephina, Rio Rico AZ 85648 Medium General Service net ...	905.52
09/29/2021	Prudential Overall Supply	Mats Laundry Bags White Massage Towels for Station 3	35.13
Total Station 3			3,074.93
Station 4			
09/01/2021	Prudential Overall Supply	Station Supplies Station 4	35.13
09/02/2021	Terminix	Pest Control at Station 4	143.00
09/06/2021	Direct TV - 2827	Monthly TV from 09/05/21 - 10/04/21 at Station 4	163.98
09/07/2021	Liberty Utilities #8134207237-305894	Acct #84207237-84305894 for Water Service from 07/30/21 - 08/30/21 at ...	494.01
09/15/2021	Prudential Overall Supply	Station Supplies Station 4	35.13
09/16/2021	99 Only Stores	ottled water for all stations	13.95
09/16/2021	FH Hardware LLC	drain cleaner	11.36
09/20/2021	Simply Bits, LLC	Account #: CA24337Station 4, Internet and long distance for Oct 2021	700.80
09/21/2021	Empire Southwest*	Maintenance and service to Station 4 Generator	622.28
09/22/2021	Prudential Overall Supply	Station Supplies Station 4	35.13
09/28/2021	Unisource Energy Services (Electric)	149 Ruta Camaron, Rio Rico AZ 85648 Medium General Service Net Mete...	933.56
09/29/2021	Prudential Overall Supply	Mats Laundry Bags White Massage Towels for Station 4	35.13
Total Station 4			3,223.46
Total Stations			13,286.78
TOTAL			13,286.78

September 2021



Actual

Budget

Variance

Total Revenue

Total Expense

Tax Levy

Non-Tax Levy

Personnel Expenses

Buildings & Land

Vehicles & Equipment

Comm & IT

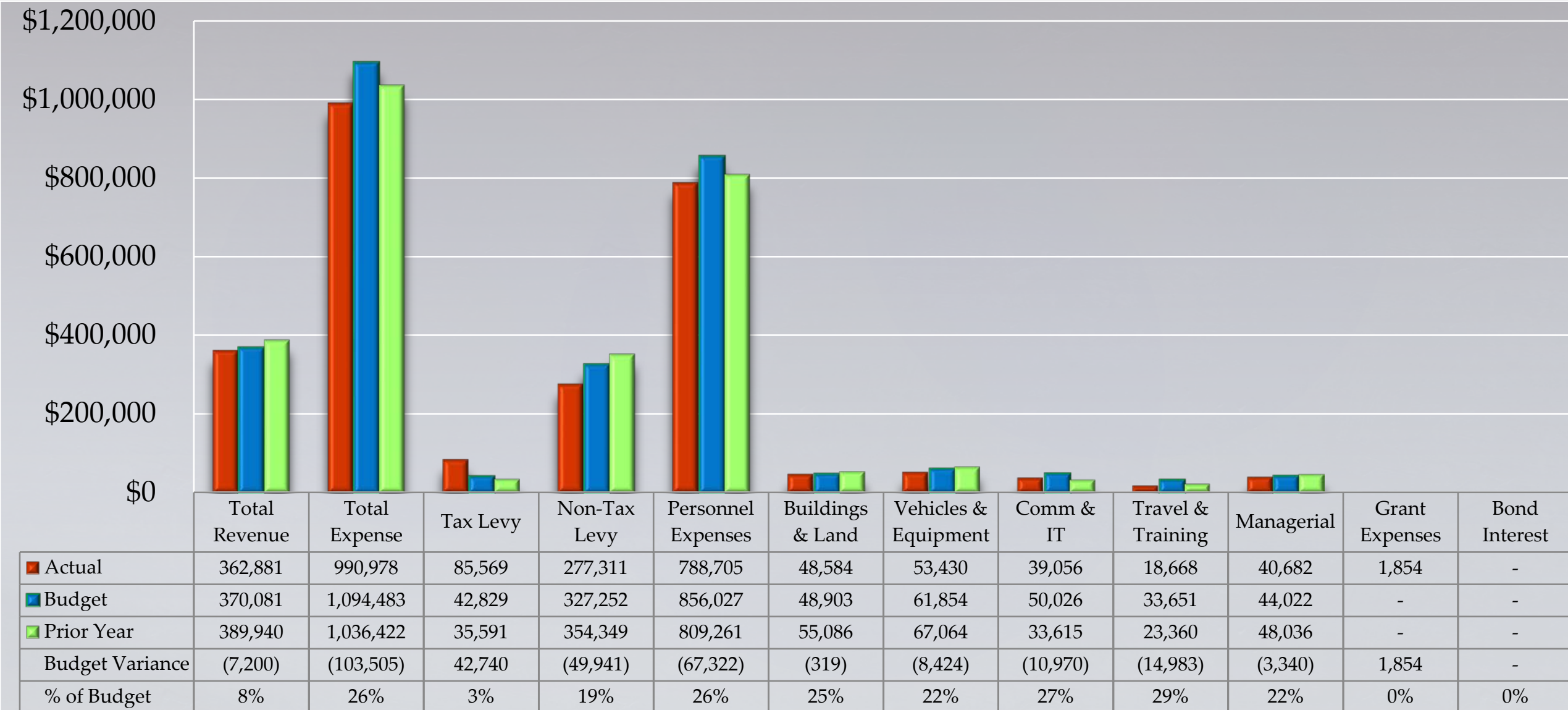
Travel & Training

Managerial


Grant Expense

Bond Interest

Fiscal Year to Date Budget to Actual



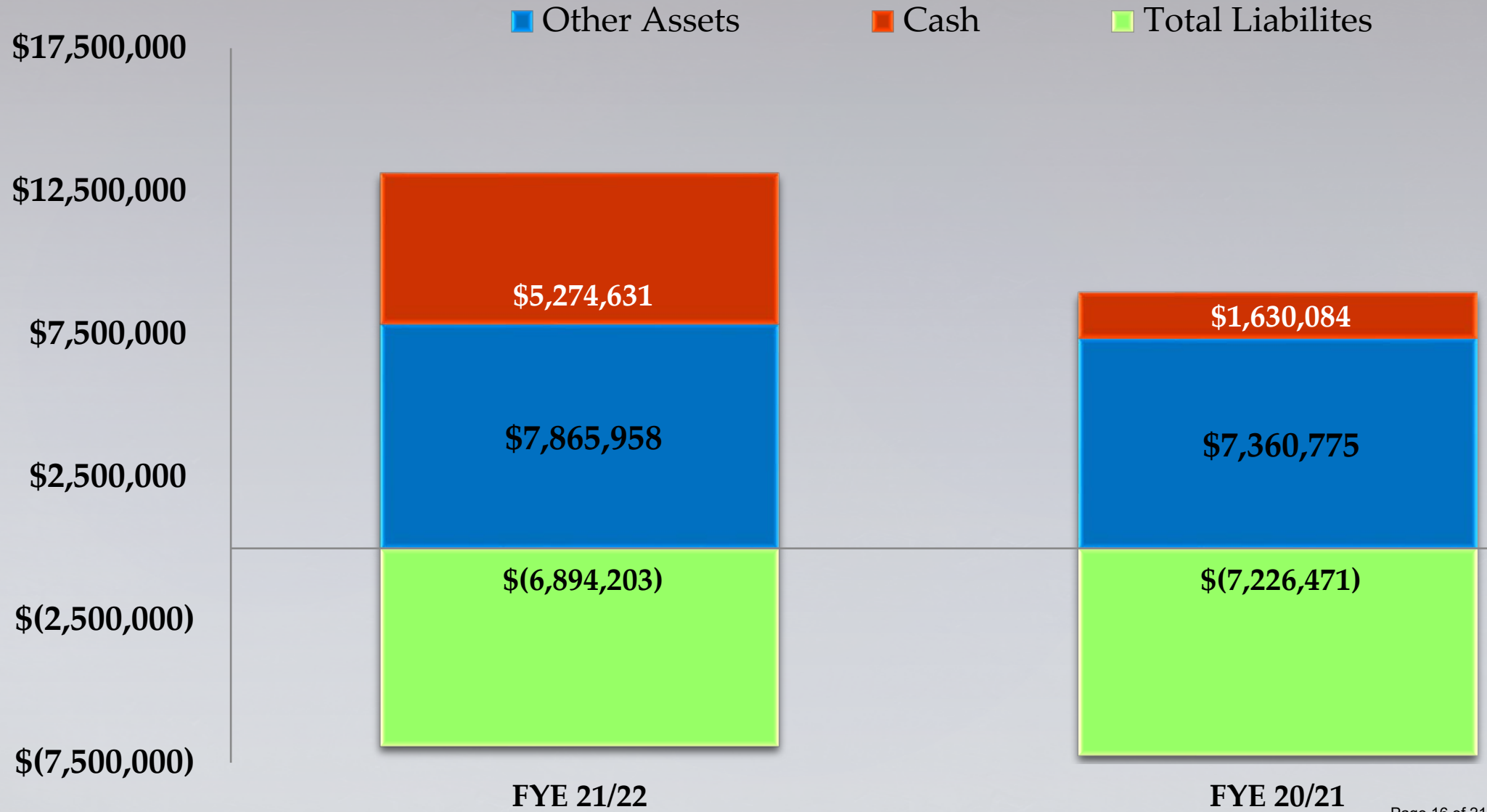
Percentage of Expenses Year to Date



Fire District Averages

Personnel	81%
Operations	11%
Communications	2%
Administrative	6%

Cash Position



8:22 PM

10/18/21

Accrual Basis

Tubac Fire District
Monthly Disbursement Report

September 2021

Type	Date	Num	Name	Memo	Amount	Balance
1072 - Bill.com Money Out Clearing						
Bill Pmt -Check	09/02/2021	Bill.com	Enerspect Medical Solutions	https://app01.us.bill.com/BillPay?id=blp01KNJZ...	-772.38	-772.38
Bill Pmt -Check	09/02/2021	Bill.com	Modular Solutions	https://app01.us.bill.com/BillPay?id=blp01OXA...	-800.00	-1,572.38
General Journal	09/02/2021	2022-025		Bill.com 09/02/21 Payables Funding	1,572.38	0.00
Bill Pmt -Check	09/08/2021	Bill.com	James Vincent Group	https://app01.us.bill.com/BillPay?id=blp01IVMO...	-2,700.00	-2,700.00
Bill Pmt -Check	09/08/2021	Bill.com	W.W. Williams	https://app01.us.bill.com/BillPay?id=blp01OUD...	-4,416.58	-7,116.58
Bill Pmt -Check	09/08/2021	Bill.com	United Fire Equipment Co.	https://app01.us.bill.com/BillPay?id=blp01DPX...	-59.56	-7,176.14
Bill Pmt -Check	09/08/2021	Bill.com	Prudential Overall Supply	https://app01.us.bill.com/BillPay?id=blp01YEC...	-29.91	-7,206.05
Bill Pmt -Check	09/08/2021	Bill.com	Human Resource Strategies	https://app01.us.bill.com/BillPay?id=blp01SLFJ...	-500.00	-7,706.05
Bill Pmt -Check	09/08/2021	Bill.com	Waste Management of Tucs...	https://app01.us.bill.com/BillPay?id=blp01JHL...	-208.81	-7,914.86
Bill Pmt -Check	09/08/2021	Bill.com	Pitney Bowes Global Financi...	https://app01.us.bill.com/BillPay?id=blp01DZB...	-86.67	-8,001.53
Bill Pmt -Check	09/08/2021	Bill.com	Terminix	https://app01.us.bill.com/BillPay?id=blp01SBKS...	-149.00	-8,150.53
Bill Pmt -Check	09/08/2021	Bill.com	Giovanni Granados	https://app01.us.bill.com/BillPay?id=blp01ENFK...	-575.00	-8,725.53
Bill Pmt -Check	09/08/2021	Bill.com	Image Trend, Inc	https://app01.us.bill.com/BillPay?id=blp01JXPO...	-266.50	-8,992.03
Bill Pmt -Check	09/08/2021	Bill.com	Terminix	https://app01.us.bill.com/BillPay?id=blp01HRIR...	-120.00	-9,112.03
Bill Pmt -Check	09/08/2021	Bill.com	United Fire Equipment Co.	https://app01.us.bill.com/BillPay?id=blp01MIPV...	-228.23	-9,340.26
Bill Pmt -Check	09/08/2021	Bill.com	Waste Management of Tucs...	https://app01.us.bill.com/BillPay?id=blp01JGPX...	-209.45	-9,549.71
Bill Pmt -Check	09/08/2021	Bill.com	Prudential Overall Supply	https://app01.us.bill.com/BillPay?id=blp01BYI...	-34.27	-9,583.98
Bill Pmt -Check	09/08/2021	Bill.com	Unisource Energy Services (...)	https://app01.us.bill.com/BillPay?id=blp01UCIE...	-936.27	-10,520.25
Bill Pmt -Check	09/08/2021	Bill.com	Giovanni Granados	https://app01.us.bill.com/BillPay?id=blp01CKK...	-675.00	-11,195.25
Bill Pmt -Check	09/08/2021	Bill.com	Giovanni Granados	https://app01.us.bill.com/BillPay?id=blp01CQH...	-475.00	-11,670.25
Bill Pmt -Check	09/08/2021	Bill.com	Unisource Energy Services (...)	https://app01.us.bill.com/BillPay?id=blp01IKFH...	-888.79	-12,559.04
Bill Pmt -Check	09/08/2021	Bill.com	Prudential Overall Supply	https://app01.us.bill.com/BillPay?id=blp01ONB...	-36.61	-12,595.65
Bill Pmt -Check	09/08/2021	Bill.com	Prudential Overall Supply	https://app01.us.bill.com/BillPay?id=blp01SDV...	-34.27	-12,629.92
General Journal	09/08/2021	2022-026		Bill.com 09/08/21 Payables Funding	12,629.92	0.00
Bill Pmt -Check	09/10/2021	Bill.com	Prudential Overall Supply	https://app01.us.bill.com/BillPay?id=blp01NQR...	-37.47	-37.47
Bill Pmt -Check	09/10/2021	Bill.com	Direct TV - 0393	https://app01.us.bill.com/BillPay?id=blp01QQM...	-156.98	-194.45
Bill Pmt -Check	09/10/2021	Bill.com	Nextrio, LLC	https://app01.us.bill.com/BillPay?id=blp01ZNB...	-3,638.55	-3,833.00
Bill Pmt -Check	09/10/2021	Bill.com	Verizon	https://app01.us.bill.com/BillPay?id=blp01NJEA...	-400.12	-4,233.12
Bill Pmt -Check	09/10/2021	Bill.com	Verizon	https://app01.us.bill.com/BillPay?id=blp01KJQ...	-565.72	-4,798.84
Bill Pmt -Check	09/10/2021	Bill.com	Prudential Overall Supply	https://app01.us.bill.com/BillPay?id=blp01XETL...	-35.13	-4,833.97
Bill Pmt -Check	09/10/2021	Bill.com	Brady Industries	https://app01.us.bill.com/BillPay?id=blp01RBN...	-462.07	-5,296.04
Bill Pmt -Check	09/10/2021	Bill.com	V191 & Associates	https://app01.us.bill.com/BillPay?id=blp01KWM...	-541.67	-5,837.71
Bill Pmt -Check	09/10/2021	Bill.com	Central Alarm	https://app01.us.bill.com/BillPay?id=blp01WBZ...	-60.00	-5,897.71
Bill Pmt -Check	09/10/2021	Bill.com	Voyager Fleet Systems Inc	https://app01.us.bill.com/BillPay?id=blp01UKG...	-1,583.07	-7,480.78
Bill Pmt -Check	09/10/2021	Bill.com	Prudential Overall Supply	https://app01.us.bill.com/BillPay?id=blp01PDF...	-35.13	-7,515.91
Bill Pmt -Check	09/10/2021	Bill.com	Canyon Disposal, Inc.	https://app01.us.bill.com/BillPay?id=blp01DML...	-227.70	-7,743.61
Bill Pmt -Check	09/10/2021	Bill.com	Target Solutions*	https://app01.us.bill.com/BillPay?id=blp01PEM...	-4,408.08	-12,151.69
Bill Pmt -Check	09/10/2021	Bill.com	Prudential Overall Supply	https://app01.us.bill.com/BillPay?id=blp01VSLC...	-30.77	-12,182.46
Bill Pmt -Check	09/10/2021	Bill.com	United Fire Equipment Co.	https://app01.us.bill.com/BillPay?id=blp01LNYE...	-173.67	-12,356.13
Bill Pmt -Check	09/10/2021	Bill.com	mySidewalk, Inc.	https://app01.us.bill.com/BillPay?id=blp01ZIGX...	-8,820.00	-21,176.13
Bill Pmt -Check	09/10/2021	Bill.com	Nextrio, LLC	https://app01.us.bill.com/BillPay?id=blp01FCG...	-606.89	-21,783.02
Bill Pmt -Check	09/10/2021	Bill.com	United Fire Equipment Co.	https://app01.us.bill.com/BillPay?id=blp01CTO...	-2,119.23	-23,902.25
Bill Pmt -Check	09/10/2021	Bill.com	Santa Cruz County Landfill	https://app01.us.bill.com/BillPay?id=blp01XAEI...	-31.35	-23,933.60
Bill Pmt -Check	09/10/2021	Bill.com	Senegy Petroleum	https://app01.us.bill.com/BillPay?id=blp01ZIGX...	-2,562.17	-26,495.77
Bill Pmt -Check	09/10/2021	Bill.com	United Fire Equipment Co.	https://app01.us.bill.com/BillPay?id=blp01QQIB...	-704.64	-27,200.41
Bill Pmt -Check	09/10/2021	Bill.com	Nextrio, LLC	https://app01.us.bill.com/BillPay?id=blp01IRLU...	-25.00	-27,225.41
Bill Pmt -Check	09/10/2021	Bill.com	Direct TV - 9885	https://app01.us.bill.com/BillPay?id=blp01KFHZ...	-146.98	-27,372.39
Bill Pmt -Check	09/10/2021	Bill.com	W.W. Williams	https://app01.us.bill.com/BillPay?id=blp01KIHS...	-919.89	-28,292.28

Tubac Fire District
 Monthly Disbursement Report

September 2021

Type	Date	Num	Name	Memo	Amount	Balance
General Journal	09/10/2021	2022-028		Bill.com 09/10/21 Payables Funding	6,276.80	-22,015.48
General Journal	09/10/2021	2022-029		Bill.com 09/10/21 Payables Funding	22,015.48	0.00
Bill Pmt -Check	09/14/2021	Bill.com	Carondelet St. Mary's Hospital	https://app01.us.bill.com/BillPay?id=blp01YGW...	-1.44	-1.44
General Journal	09/14/2021	2022-030		Bill.com 09/14/21 Payables Funding	1.44	0.00
Bill Pmt -Check	09/17/2021	Bill.com	Life-Assist,Inc.	https://app01.us.bill.com/BillPay?id=blp01MCP...	-268.09	-268.09
Bill Pmt -Check	09/17/2021	Bill.com	River City Supply, LLC	https://app01.us.bill.com/BillPay?id=blp01SDLR...	-368.90	-636.99
Bill Pmt -Check	09/17/2021	Bill.com	Esai Tapia V	https://app01.us.bill.com/BillPay?id=blp01GAT...	-376.35	-1,013.34
Bill Pmt -Check	09/17/2021	Bill.com	Praxair 9892	https://app01.us.bill.com/BillPay?id=blp01CLM...	-187.55	-1,200.89
Bill Pmt -Check	09/17/2021	Bill.com	PraxAir 3502	https://app01.us.bill.com/BillPay?id=blp01NPR...	-696.49	-1,897.38
Bill Pmt -Check	09/17/2021	Bill.com	Praxair 8440	https://app01.us.bill.com/BillPay?id=blp01STQ...	-501.88	-2,399.26
General Journal	09/17/2021	2022-031		Bill.com 09/17/21 Payables Funding	2,399.26	0.00
Bill Pmt -Check	09/20/2021	Bill.com	Liberty Utilities #813420723...	https://app01.us.bill.com/BillPay?id=blp01KAKV...	-494.01	-494.01
Bill Pmt -Check	09/20/2021	Bill.com	Prudential Overall Supply	https://app01.us.bill.com/BillPay?id=blp01IFLR...	-37.47	-531.48
Bill Pmt -Check	09/20/2021	Bill.com	Nogales Tactical LLC*	https://app01.us.bill.com/BillPay?id=blp01PYQ...	-119.46	-650.94
Bill Pmt -Check	09/20/2021	Bill.com	Prudential Overall Supply	https://app01.us.bill.com/BillPay?id=blp01ZIRJL...	-35.13	-686.07
Bill Pmt -Check	09/20/2021	Bill.com	Nogales Tactical LLC*	https://app01.us.bill.com/BillPay?id=blp01JVPR...	-200.86	-886.93
Bill Pmt -Check	09/20/2021	Bill.com	Century Link 011B	https://app01.us.bill.com/BillPay?id=blp01CMO...	-62.59	-949.52
Bill Pmt -Check	09/20/2021	Bill.com	United Fire Equipment Co.	https://app01.us.bill.com/BillPay?id=blp01QUY...	-350.06	-1,299.58
Bill Pmt -Check	09/20/2021	Bill.com	Liberty Utilities 84207196-84...	https://app01.us.bill.com/BillPay?id=blp01XIAA...	-167.38	-1,466.96
Bill Pmt -Check	09/20/2021	Bill.com	John Schwamm	https://app01.us.bill.com/BillPay?id=blp01MJP...	-225.00	-1,691.96
Bill Pmt -Check	09/20/2021	Bill.com	Fry Fire District*	https://app01.us.bill.com/BillPay?id=blp01IZFZ...	-1,638.34	-3,330.30
Bill Pmt -Check	09/20/2021	Bill.com	Prudential Overall Supply	https://app01.us.bill.com/BillPay?id=blp01CAW...	-30.77	-3,361.07
Bill Pmt -Check	09/20/2021	Bill.com	Prudential Overall Supply	https://app01.us.bill.com/BillPay?id=blp01JFSZ...	-35.13	-3,396.20
Bill Pmt -Check	09/20/2021	Bill.com	CenturyLink	https://app01.us.bill.com/BillPay?id=blp01QUP...	-3.69	-3,399.89
Bill Pmt -Check	09/20/2021	Bill.com	Direct TV - 2827	https://app01.us.bill.com/BillPay?id=blp01XWH...	-163.98	-3,563.87
Bill Pmt -Check	09/20/2021	Bill.com	Terminix	https://app01.us.bill.com/BillPay?id=blp01ANX...	-143.00	-3,706.87
Bill Pmt -Check	09/20/2021	Bill.com	Nogales Tactical LLC*	https://app01.us.bill.com/BillPay?id=blp01CFOL...	-34.73	-3,741.60
General Journal	09/20/2021	2022-032		Bill.com 09/20/21 Payables Funding	3,741.60	0.00
Bill Pmt -Check	09/27/2021	Bill.com	Larry H Miller	https://app01.us.bill.com/BillPay?id=blp01MPG...	-1,112.60	-1,112.60
Bill Pmt -Check	09/27/2021	Bill.com	Cactus Heating & Cooling	https://app01.us.bill.com/BillPay?id=blp01LFNG...	-6,285.00	-7,397.60
Bill Pmt -Check	09/27/2021	Bill.com	Guardian EMS Products	https://app01.us.bill.com/BillPay?id=blp01JOIR...	-400.56	-7,798.16
Bill Pmt -Check	09/27/2021	Bill.com	Century Link 326B	https://app01.us.bill.com/BillPay?id=blp01IUXI...	-163.66	-7,961.82
Bill Pmt -Check	09/27/2021	Bill.com	Empire Southwest*	https://app01.us.bill.com/BillPay?id=blp01HTX...	-622.28	-8,584.10
Bill Pmt -Check	09/27/2021	Bill.com	Simply Bits, LLC	https://app01.us.bill.com/BillPay?id=blp01XOS...	-700.80	-9,284.90
Bill Pmt -Check	09/27/2021	Bill.com	Unisource Energy Services (...)	https://app01.us.bill.com/BillPay?id=blp01XNK...	-23.58	-9,308.48
Bill Pmt -Check	09/27/2021	Bill.com	Arizona Propane	https://app01.us.bill.com/BillPay?id=blp01DQJA...	-628.46	-9,936.94
Bill Pmt -Check	09/27/2021	Bill.com	EPCOR	https://app01.us.bill.com/BillPay?id=blp01ZZZV...	-95.56	-10,032.50
Bill Pmt -Check	09/27/2021	Bill.com	Prudential Overall Supply	https://app01.us.bill.com/BillPay?id=blp01JFKF...	-37.47	-10,069.97
Bill Pmt -Check	09/27/2021	Bill.com	Liberty Utilities #84201956-8...	https://app01.us.bill.com/BillPay?id=blp01FFUN...	-314.10	-10,384.07
Bill Pmt -Check	09/27/2021	Bill.com	Waxie Sanitary Supply	https://app01.us.bill.com/BillPay?id=blp01HTYT...	-79.79	-10,463.86
Bill Pmt -Check	09/27/2021	Bill.com	Unisource Energy Services (...)	https://app01.us.bill.com/BillPay?id=blp01XBDX...	-22.13	-10,485.99
Bill Pmt -Check	09/27/2021	Bill.com	Target Solutions*	https://app01.us.bill.com/BillPay?id=blp01SMIH...	-4,073.76	-14,559.75
Bill Pmt -Check	09/27/2021	Bill.com	Prudential Overall Supply	https://app01.us.bill.com/BillPay?id=blp01TXVL...	-35.13	-14,594.88
Bill Pmt -Check	09/27/2021	Bill.com	Unisource Energy Services (...)	https://app01.us.bill.com/BillPay?id=blp01XSN...	-605.60	-15,200.48
Bill Pmt -Check	09/27/2021	Bill.com	Prudential Overall Supply	https://app01.us.bill.com/BillPay?id=blp01GHC...	-35.13	-15,235.61
Bill Pmt -Check	09/27/2021	Bill.com	Simply Bits, LLC	https://app01.us.bill.com/BillPay?id=blp01THG...	-693.52	-15,929.13
Bill Pmt -Check	09/27/2021	Bill.com	Cactus Heating & Cooling	https://app01.us.bill.com/BillPay?id=blp01CWR...	-169.59	-16,098.72
Bill Pmt -Check	09/27/2021	Bill.com	Simply Bits, LLC	https://app01.us.bill.com/BillPay?id=blp01XWK...	-592.56	-16,691.28
Bill Pmt -Check	09/27/2021	Bill.com	River City Supply, LLC	https://app01.us.bill.com/BillPay?id=blp01SYCT...	-398.90	-17,090.18
Bill Pmt -Check	09/27/2021	Bill.com	Empire Southwest*	https://app01.us.bill.com/BillPay?id=blp01SGH...	-623.06	-17,713.24

8:22 PM

10/18/21

Accrual Basis

**Tubac Fire District
Monthly Disbursement Report**

September 2021

Type	Date	Num	Name	Memo	Amount	Balance
Bill Pmt -Check	09/27/2021	Bill.com	Simply Bits, LLC	https://app01.us.bill.com/BillPay?id=blp01OVT...	-903.11	-18,616.35
Bill Pmt -Check	09/27/2021	Bill.com	Prudential Overall Supply	https://app01.us.bill.com/BillPay?id=blp01DRG1...	-30.77	-18,647.12
General Journal	09/27/2021	2022-034		Bill.com 09/27/21 Payables Funding	18,647.12	0.00
Total 1072 · Bill.com Money Out Clearing					0.00	0.00
1127 · Cash with County Treasurer						
Deposit	09/08/2021	4872		August 2021 / T061-2063/2591	-22,808.78	-22,808.78
General Journal	09/30/2021	2022-037		To Record Property Tax for September 2021	25,376.80	2,568.02
Total 1127 · Cash with County Treasurer					2,568.02	2,568.02
1129 · Operational						
Deposit	09/01/2021			Deposit	2,451.13	2,451.13
Deposit	09/01/2021			Deposit	1,550.00	4,001.13
Deposit	09/01/2021			Deposit	19.16	4,020.29
Deposit	09/01/2021			Deposit	1,751.18	5,771.47
Check	09/02/2021	25829	Jake J. Merry		-300.00	5,471.47
Check	09/02/2021	25830	Esai Tapia V		-300.00	5,171.47
Deposit	09/02/2021			Deposit	1,290.75	6,462.22
General Journal	09/02/2021	2022-025		Bill.com 09/02/21 Payables Funding	-1,572.38	4,889.84
Deposit	09/07/2021			Deposit	4,865.37	9,755.21
Deposit	09/07/2021			Deposit	708.01	10,463.22
General Journal	09/08/2021	2022-026		Bill.com 09/08/21 Payables Funding	-12,629.92	-2,166.70
Check	09/08/2021	25831	Nationwide Retirement Solut...	Plan 401A / Pay period end Sept. 5, 2021	-1,248.39	-3,415.09
Check	09/08/2021	25832	Nationwide Retirement Solut...	Entity No. 0345 / Pay period end Sept. 5, 2021	-1,358.13	-4,773.22
Check	09/08/2021	25833	Security Benefit	Payer ID# 613624000 / Pay period end Sept. 5,...	-375.00	-5,148.22
Check	09/08/2021	25834	Green Valley F.F.A.	Pay period ending Sept. 5, 2021	-468.00	-5,616.22
Deposit	09/08/2021			Deposit	31,137.06	25,520.84
Deposit	09/08/2021			Deposit	20.00	25,540.84
Deposit	09/08/2021			Deposit	275.00	25,815.84
Deposit	09/08/2021			Interest	6.63	25,822.47
Check	09/08/2021	EFT	Bill.com	Monthly Billing	-225.13	25,597.34
Deposit	09/09/2021			Deposit	47,632.16	73,229.50
Check	09/10/2021	ACH	PUBLIC SAFETY PERSON...	Pay period ending September 5, 2021	-20,463.53	52,765.97
Check	09/10/2021	RET-NSF	TUBAC FIRE DISTRICT - O...	Return check #910 from R. Romero for reimbur...	-7,400.00	45,365.97
Deposit	09/10/2021			Deposit	759.21	46,125.18
General Journal	09/10/2021	2022-027			-58,470.71	-12,345.53
General Journal	09/10/2021	2022-027			-767.73	-13,113.26
General Journal	09/10/2021	2022-027			-11,709.03	-24,822.29
General Journal	09/10/2021	2022-027			-300.59	-25,122.88
General Journal	09/10/2021	2022-027			-335.00	-25,457.88
General Journal	09/10/2021	2022-028		Bill.com 09/10/21 Payables Funding	-6,276.80	-31,734.68
General Journal	09/10/2021	2022-029		Bill.com 09/10/21 Payables Funding	-22,015.48	-53,750.16
Deposit	09/13/2021			Deposit	7,400.00	-46,350.16
Deposit	09/13/2021			Deposit	2,745.59	-43,604.57
Deposit	09/14/2021			Deposit	300.00	-43,304.57
General Journal	09/14/2021	2022-030		Bill.com 09/14/21 Payables Funding	-1.44	-43,306.01
Check	09/15/2021	ACH	Aflac	Invoice # 047995	-246.00	-43,552.01
Check	09/15/2021			Service Charge	-716.12	-44,268.13

8:22 PM
 10/18/21
 Accrual Basis

Tubac Fire District
Monthly Disbursement Report
 September 2021

Type	Date	Num	Name	Memo	Amount	Balance
Check	09/15/2021		FDGL		-45.33	-44,313.46
Deposit	09/16/2021			Deposit	250.00	-44,063.46
Deposit	09/16/2021			Deposit	50.00	-44,013.46
Deposit	09/16/2021			Deposit	1,110.20	-42,903.26
General Journal	09/17/2021	2022-031		Bill.com 09/17/21 Payables Funding	-2,399.26	-45,302.52
Check	09/20/2021	ACH	Enterprise FM Trust	Invoice No. FBN4293337	-2,276.37	-47,578.89
Deposit	09/20/2021			Deposit	2,583.09	-44,995.80
General Journal	09/20/2021	2022-032		Bill.com 09/20/21 Payables Funding	-3,741.60	-48,737.40
Deposit	09/20/2021			Deposit	493.06	-48,244.34
Deposit	09/20/2021			Deposit	50.73	-48,193.61
Check	09/21/2021	25835	Green Valley F.F.A.	Pay period ending Sept. 19, 2021	-468.00	-48,661.61
Check	09/21/2021	25836	Security Benefit	Payer ID# 613624000 / Pay period end Sept 19...	-375.00	-49,036.61
Check	09/21/2021	25837	Nationwide Retirement Solut...	Entity #0345 - Pay period end Sept 19, 2021	-1,358.13	-50,394.74
Check	09/21/2021	25838	Nationwide Retirement Solut...	Plan 401A - Pay period end Sept. 19, 2021	-1,103.82	-51,498.56
Deposit	09/22/2021			Deposit	550.00	-50,948.56
Deposit	09/22/2021			Deposit	100.00	-50,848.56
Deposit	09/22/2021			Deposit	361.59	-50,486.97
Deposit	09/23/2021			Deposit	348.74	-50,138.23
Check	09/24/2021	ACH	PUBLIC SAFETY PERSON...	Pay period ending Sept. 19, 2021	-19,012.28	-69,150.51
Deposit	09/24/2021			Deposit	1,019.68	-68,130.83
Deposit	09/24/2021			Deposit	866.63	-67,264.20
General Journal	09/24/2021	2022-033			-55,782.26	-123,046.46
General Journal	09/24/2021	2022-036			-767.73	-123,814.19
General Journal	09/24/2021	2022-036			-10,763.40	-134,577.59
General Journal	09/24/2021	2022-036			-310.07	-134,887.66
General Journal	09/24/2021	2022-036			-335.00	-135,222.66
Deposit	09/27/2021			Deposit	468.80	-134,753.86
General Journal	09/27/2021	2022-034		Bill.com 09/27/21 Payables Funding	-18,647.12	-153,400.98
Deposit	09/28/2021			Deposit	25.00	-153,375.98
Deposit	09/28/2021			Deposit	5,652.32	-147,723.66
General Journal	09/28/2021	2022-035		VOID:	0.00	-147,723.66
General Journal	09/28/2021	2022-035		VOID:	0.00	-147,723.66
General Journal	09/28/2021	2022-035		VOID:	0.00	-147,723.66
General Journal	09/28/2021	2022-035		VOID:	0.00	-147,723.66
General Journal	09/28/2021	2022-035		VOID:	0.00	-147,723.66
Deposit	09/29/2021			Deposit	553.53	-147,170.13
Deposit	09/30/2021			Deposit	90.40	-147,079.73
Deposit	09/30/2021			Deposit	100.00	-146,979.73
Total 1129 · Operational					-146,979.73	-146,979.73
1130 · Savings Acct.						
Deposit	09/30/2021			Interest	180.66	180.66
Total 1130 · Savings Acct.					180.66	180.66
TOTAL					-144,231.05	-144,231.05

Tubac Fire District

Twelve-Month Cash Flow

Fiscal Year
Begins: Jul-21

Tubac Fire District

	Beginning	Jul-21	Aug-21	Sep-21	Oct-21	Nov-21	Dec-21	Jan-22	Feb-22	Mar-22	Apr-22	May-22	Jun-22	Monthly Average	Overview
Cash Summary															
Cash on Hand <small>(beginning of month)</small>	5,715,953	5,879,646	5,524,891	5,414,114	5,274,631	5,661,644	6,045,124	6,060,050	5,931,485	5,823,031	5,711,102	6,037,685	6,002,218	5,780,468	
Cash Available (on hand + receipts, before cash out)	6,110,590	6,002,231	5,720,907	5,562,004	5,960,605	6,310,300	6,451,752	6,230,446	6,088,207	5,976,278	6,370,470	6,301,217	6,760,816	6,144,603	
Cash Position (end of month)	5,879,646	5,524,891	5,414,114	5,274,631	5,661,644	6,045,124	6,060,050	5,931,485	5,823,031	5,711,102	6,037,685	6,002,218	6,400,569	5,823,878	
Line of Credit Available	1,000,000	1,000,000	1,000,000	1,000,000	1,000,000	1,000,000	1,000,000	1,000,000	1,000,000	1,000,000	1,000,000	1,000,000	1,000,000		
Cash Receipts															
Tax Levy Revenue		28,126	27,320	30,123	644,557	607,239	365,211	128,979	115,305	111,830	550,284	154,448	117,020	240,037	
Other Cash Inflows		94,459	168,696	117,767	41,417	41,417	41,417	41,417	41,417	41,417	109,084	109,084	641,578	124,098	
Line of Credit		0	0	0	0	0	0	0	0	0	0	0	0	0	
Total Cash Receipts		122,585	196,016	147,890	685,974	648,656	406,628	170,396	156,722	153,247	659,368	263,532	758,598	364,134	
Cash Paid Out															
Disbursements		477,340	306,793	287,374	298,961	265,176	392,140	298,961	265,176	265,176	332,785	298,999	360,247	320,761	
Capital Outlay		0	0	0	0	0	0	0	0	0	0	0	0	0	
Repayment of LOC		0	0	0	0	0	0	0	0	0	0	0	0	0	
Total Cash Paid Out		477,340	306,793	287,374	298,961	265,176	392,140	298,961	265,176	265,176	332,785	298,999	360,247	320,761	
		(Actual)	(Actual)	(Actual)	(Budget)	(Budget)	(Budget)	(Budget)	(Budget)	(Budget)	(Budget)	(Budget)	(Budget)		