

Tubac Fire District

2227 E I-19 Frontage Rd
Tubac, AZ 85646
520.398.2255



Monthly Financial Report – May 2026

Attached are the following for your information and review:

1. Balance Sheet as of May 31, 2026.
2. Summary of Reconciled Cash Balances as of May 31, 2026.
3. Income Statement of Revenues and Expenditures for May 2026 including budget to actual and year-to-date balances.
4. Station 1 Bond Project Inception to Date Project Costs.
5. Income vs. Expenses Graph for FY 25/26.
6. Fixed Asset Additions and Disposals for FY 25/26.
7. Liabilities & Securities for FY 25/26.
8. Station Utilities, Supplies, and Repairs & Maintenance Expenses.
9. Board Presentation.
10. Monthly Transaction Report.
11. 12-Month Cash Flow.

Key points:

- Total Revenue for May is \$1,052,244 which is \$376,371 under budget.
 - Tax Revenue for May is \$253,160, which is under budget by \$369,247.
 - Non-Levy Revenue is \$799,084, which is \$7,124 under budget, driven by lower wildland deployment revenue.
- Operating Expenses for May totaled \$344,840, which is under budget by \$74,584.
 - Personnel expenses are \$32,336 under budget driven by lower salaries and wages offset by timing of uniform expenses.
 - Vehicles and Equipment expenses are \$14,710 under budget driven by lower repairs and maintenance.
- Revenue Year-to-Date is \$8,298,407, which is \$359,379 over budget.
- Operating Expenses Year-to-Date is \$4,167,405, which is \$355,484 under budget.
- Cash balance as of May 2026 is \$12,221,100 which is up \$1,292,629 from last year.

Please contact the Finance Director for any questions or concerns regarding this report.

This report and the attached detail reports have been reviewed and approved by the Fire Board.

Board Clerk

Date

Tubac Fire District
Balance Sheet
As of May 31, 2026

	May 31, 26	May 31, 25	\$ Change
ASSETS			
Current Assets			
Checking/Savings			
1132 · Bond Proceeds Account	4,377,718.35	4,401,695.76	-23,977.41
1133 · LGIP - State Investment Account	3,985,241.03	4,567,595.36	-582,354.33
1127 · Cash with County Treasurer	215,464.22	650,965.19	-435,500.97
1129 · Operational	2,635,963.70	355,125.87	2,280,837.83
1130 · Savings Acct.	98,222.16	98,182.85	39.31
1131 · Bond Account	908,490.70	854,905.81	53,584.89
Total Checking/Savings	12,221,100.16	10,928,470.84	1,292,629.32
Accounts Receivable			
1245 · Property Tax Receivable	421,445.00	291,762.00	129,683.00
1200 · Wildland Receivable	18,556.24	0.00	18,556.24
1205 · Other Receivables	36,624.86	41,237.71	-4,612.85
1250 · Ambulance Receivable	580,431.00	580,431.00	0.00
1251 · Allowance for Ambulance Receiv	-419,567.00	-419,567.00	0.00
Total Accounts Receivable	637,490.10	493,863.71	143,626.39
Other Current Assets			
19000 · Suspense	0.00	106,639.64	-106,639.64
1733 · Right to Use Subscription	137,459.31	137,459.31	0.00
1732 · Right to Use Vehicles	59,505.76	59,505.76	0.00
1737 · Right to Use Amortization	-59,506.00	-59,506.00	0.00
1270 · Lease Receivable	164,722.00	164,722.00	0.00
1400 · Prepaid Expense	13,617.85	30,641.16	-17,023.31
Total Other Current Assets	315,798.92	439,461.87	-123,662.95
Total Current Assets	13,174,389.18	11,861,796.42	1,312,592.76
Fixed Assets			
1750 · CIP	402,906.87	488,726.41	-85,819.54
1711 · Land - Non-depreciable	257,352.00	257,352.00	0.00
1745 · AD - Equipment	-1,905,075.67	-1,787,119.94	-117,955.73
1735 · AD - Vehicles	-2,802,989.18	-2,630,718.62	-172,270.56
1725 · AD - Building	-2,531,283.27	-2,372,275.33	-159,007.94
1730 · Vehicles	4,572,042.30	3,985,492.12	586,550.18
1740 · Equipment	2,162,530.59	2,108,477.04	54,053.55
1720 · Buildings & Improvements	9,543,528.88	6,211,192.34	3,332,336.54
Total Fixed Assets	9,699,012.52	6,261,126.02	3,437,886.50
Other Assets			
1134 · SCC Loss Allocation	-283,272.00	-283,272.00	0.00
1960 · Risk Pool Capitalization	25,881.50	25,881.50	0.00
1958 · Net PSPRS OPEB Asset TR 3	4,979.00	4,979.00	0.00
1957 · Net Pension Asset PSPRS TR3	22,230.00	22,230.00	0.00
1918 · Deferred Outflow PSPRS OPEB TR3	2,960.00	2,960.00	0.00
1917 · Deferred Outflows PSPRS TR 3	278,344.00	278,344.00	0.00
1956 · Net OPEB Asset	208,231.00	208,231.00	0.00
1916 · Deferred outflow - PSPRS OPEB	5,372.00	5,372.00	0.00
1915 · Deferred outflows - PSPRS	1,520,751.00	1,520,751.00	0.00
Total Other Assets	1,785,476.50	1,785,476.50	0.00
TOTAL ASSETS	<u>24,658,878.20</u>	<u>19,908,398.94</u>	<u>4,750,479.26</u>
LIABILITIES & EQUITY			
Liabilities			
Current Liabilities			
Accounts Payable			
2000 · Accounts Payable	1,054,046.01	29,599.64	1,024,446.37
Total Accounts Payable	1,054,046.01	29,599.64	1,024,446.37

Tubac Fire District
Balance Sheet
As of May 31, 2026

	May 31, 26	May 31, 25	\$ Change
Credit Cards			
2010 · Bank of America Credit Card	5,114.09	2,783.31	2,330.78
Total Credit Cards	5,114.09	2,783.31	2,330.78
Other Current Liabilities			
2070 · Deferred Inflows - Leases	157,462.00	157,462.00	0.00
2316 · Deferred Inflows - PSPRS OPEB	79,793.00	79,793.00	0.00
2318 · Deferred Inflows PSPRS OPEB TR3	459.00	459.00	0.00
2317 · Deferred Inflows PSPRS TR3	9,243.00	9,243.00	0.00
2230 · Accrued Interest	469.26	1,386.14	-916.88
2030 · Compensated Absences Payable	145,372.83	116,130.00	29,242.83
2020 · Accrued Wages	75,096.50	41,493.80	33,602.70
2315 · Deferred Inflows - PSPRS	379,180.00	379,180.00	0.00
2100 · Payroll Liabilities	33,831.19	41,078.65	-7,247.46
Total Other Current Liabilities	880,906.78	826,225.59	54,681.19
Total Current Liabilities	1,940,066.88	858,608.54	1,081,458.34
Long Term Liabilities			
2322 · 2024 Bond Premium	288,670.00	288,670.00	0.00
2321 · 2024 Bonds Payable	4,295,000.00	4,295,000.00	0.00
1738 · SBITA Amortization	52,411.00	52,411.00	0.00
2605 · Subscription Liability	84,757.00	84,757.00	0.00
2330 · Ambulance Lease Payable	0.00	29,730.36	-29,730.36
2355 · Net Pension Liability - PSPRS	3,772,383.00	3,772,383.00	0.00
2320 · Bond Payable	1,379,231.30	1,818,836.37	-439,605.07
Total Long Term Liabilities	9,872,452.30	10,341,787.73	-469,335.43
Total Liabilities	11,812,519.18	11,200,396.27	612,122.91
Equity			
3001 · Unrestricted	6,896,712.54	5,164,254.22	1,732,458.32
3510 · Restricted	-79,899.00	-79,899.00	0.00
3530 · Net Investment in Capital Asset	2,016,901.60	2,016,901.60	0.00
Net Income	4,012,643.88	1,606,745.85	2,405,898.03
Total Equity	12,846,359.02	8,708,002.67	4,138,356.35
TOTAL LIABILITIES & EQUITY	24,658,878.20	19,908,398.94	4,750,479.26

Tubac Fire District
Summary of Reconciled Cash Balances
 Period Ending 05/31/2026

	Bank of America Checking	Santa Cruz County General Fund	Bank of America Savings	Santa Cruz County Bond Account	LGIP - State Investment Account	Bond Proceeds Account
	<u>5/31/2026</u>	<u>5/31/2026</u>	<u>5/31/2026</u>	<u>5/31/2026</u>	<u>5/31/2026</u>	<u>5/31/2026</u>
Beginning Balance	2,340,979.32	819,451.18	98,218.82	869,237.56	3,972,875.90	4,381,695.58
Cleared Transactions						
Checks and Payments	(1,280,644.52)	(819,451.18)	-	-	-	-
Deposits and Credits	1,592,637.56	215,464.22	3.34	39,253.14	12,365.13	10,935.03
Total Cleared Transactions	<u>311,993.04</u>	<u>(603,986.96)</u>	<u>3.34</u>	<u>39,253.14</u>	<u>12,365.13</u>	<u>10,935.03</u>
Cleared Balance	<u><u>2,652,972.36</u></u>	<u><u>215,464.22</u></u>	<u><u>98,222.16</u></u>	<u><u>908,490.70</u></u>	<u><u>3,985,241.03</u></u>	<u><u>4,392,630.61</u></u>
Uncleared Transactions						
Checks and Payments	(20,093.96)	-	-	-	-	(14,912.26)
Deposits and Credits	3,085.30	-	-	-	-	-
Total Uncleared Transactions	<u>(17,008.66)</u>	<u>-</u>	<u>-</u>	<u>-</u>	<u>-</u>	<u>(14,912.26)</u>
Register Balance as of 05/31/2026	<u><u>2,635,963.70</u></u>	<u><u>215,464.22</u></u>	<u><u>98,222.16</u></u>	<u><u>908,490.70</u></u>	<u><u>3,985,241.03</u></u>	<u><u>4,377,718.35</u></u>

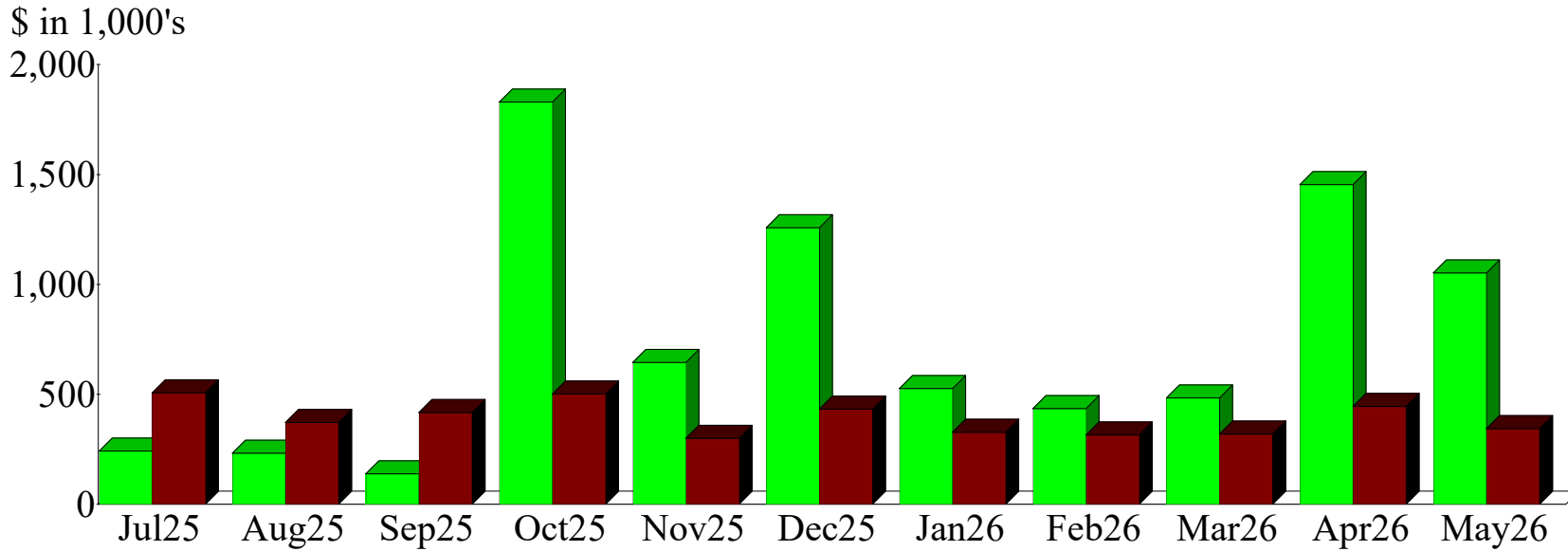
Tubac Fire District Profit & Loss Budget Performance May 2026

	May 26	Budget	\$ Over Budget	Jul '25 - May 26	YTD Budget	\$ Over Budget	Annual Budget
Ordinary Income/Expense							
Income							
Tax Revenues	253,159.68	622,407.00	-369,247.32	4,830,009.51	4,750,738.00	79,271.51	4,971,300.00
Non Tax Levy Revenue	799,084.20	806,208.00	-7,123.80	3,468,397.67	3,188,290.00	280,107.67	3,348,500.00
Total Income	1,052,243.88	1,428,615.00	-376,371.12	8,298,407.18	7,939,028.00	359,379.18	8,319,800.00
Gross Profit	1,052,243.88	1,428,615.00	-376,371.12	8,298,407.18	7,939,028.00	359,379.18	8,319,800.00
Expense							
Personnel Expenses	301,749.06	334,085.00	-32,335.94	3,273,749.04	3,511,594.00	-237,844.96	3,979,561.00
Buildings & Land	10,129.65	21,266.00	-11,136.35	191,962.25	233,886.00	-41,923.75	255,150.00
Vehicles & Equipment	10,352.18	25,062.00	-14,709.82	253,237.91	275,722.00	-22,484.09	300,800.00
Communications & I.T.	5,871.16	10,446.00	-4,574.84	132,250.08	131,906.00	344.08	142,350.00
Travel & Training	5,987.87	10,734.00	-4,746.13	83,169.90	90,174.00	-7,004.10	106,899.00
Managerial Expenses	10,749.99	17,831.00	-7,081.01	204,965.62	251,381.00	-46,415.38	269,200.00
Grant Expenses	0.00	0.00	0.00	28,070.55	28,226.00	-155.45	76,000.00
Total Expense	344,839.91	419,424.00	-74,584.09	4,167,405.35	4,522,889.00	-355,483.65	5,129,960.00
Net Ordinary Income	707,403.97	1,009,191.00	-301,787.03	4,131,001.83	3,416,139.00	714,862.83	3,189,840.00
Other Income/Expense							
Other Expense							
8010 - Bond Interest	0.00	0.00	0.00	118,357.95	118,357.95	0.00	236,715.90
Total Other Expense	0.00	0.00	0.00	118,357.95	118,357.95	0.00	236,715.90
Net Other Income	0.00	0.00	0.00	-118,357.95	-118,357.95	0.00	-236,715.90
Net Income	707,403.97	1,009,191.00	-301,787.03	4,012,643.88	3,297,781.05	714,862.83	2,953,124.10

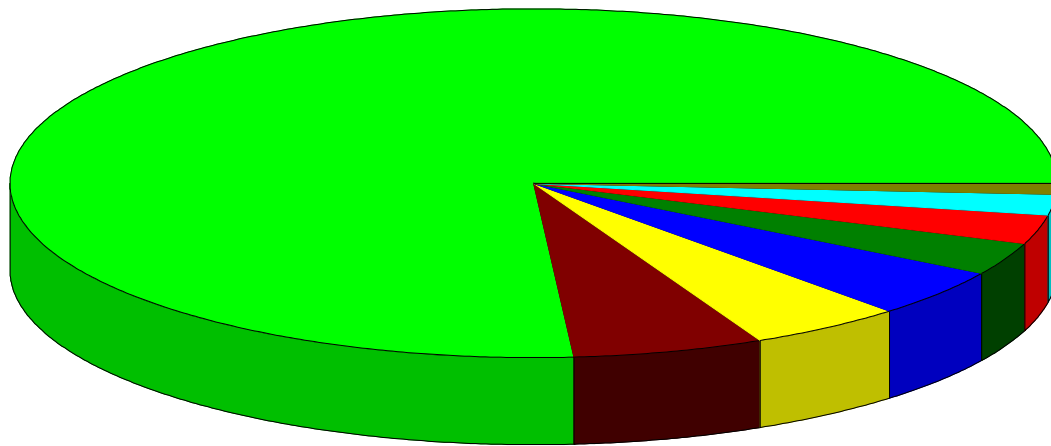
Tubac Fire District 2024 Bond Projects: Station 1 As of May 31, 2026

Type	Date	Num	Name	Memo	Amount	Balance
Jul '24 - May 26						0.00
Bill	07/01/2024	2001...	Bond Series 2024:BP Stati...	New Repeater for Station 1 (haven't received as of 6/3...	32,846.31	32,846.31
Bill	08/03/2024	2024...	Bond Series 2024:BP Stati...	Preliminary Plans 100% Complete, Intermediate Phase...	28,020.00	60,866.31
Bill	08/05/2024	2024...	Bond Series 2024:BP Stati...	Drafting Plans for Submission to SCC Remodel of the ...	1,360.00	62,226.31
Bill	08/22/2024	T1186	Bond Series 2024:BP Stati...	Asbestos Sampling at Station 1	1,850.00	64,076.31
Bill	09/04/2024	12462	Bond Series 2024:BP Stati...	Locate the corners for 2227 Frontage Rd	1,400.00	65,476.31
Bill	09/10/2024	0909...	Bond Series 2024:BP Stati...	Removal of Modular Trailer at Station 1	7,370.17	72,846.48
Bill	09/12/2024	2024...	Bond Series 2024:BP Stati...	Intermediate Phase 100% pre-Final Phase 15%	51,873.50	124,719.98
Bill	10/01/2024	G70...	Bond Series 2024:BP Stati...	Preconstruction Service 25.5 COMPLETED	20,000.00	144,719.98
Bill	10/31/2024	1002	Bond Series 2024:BP Stati...	Preconstruction Service 47.06% COMPLETED	20,000.00	164,719.98
Bill	01/01/2025	2024...	Bond Series 2024:BP Stati...	Pre-Final Phase 100% Completed, Geotechnical 100...	143,196.50	307,916.48
Bill	01/14/2025	Pay ...	Bond Series 2024:BP Stati...	Preconstruction Service 47.06% COMPLETED	20,000.00	327,916.48
Bill	02/14/2025	2025...	Bond Series 2024:BP Stati...	Final Plans 95% Completed, ADOT ROW Plans 90% ...	44,087.00	372,003.48
Credit Card Ch...	04/24/2025	6808	Bond Series 2024:BP Stati...	Expedited Septic Review Commercial < 1000gpd Stati...	1,100.00	373,103.48
Credit Card Ch...	04/24/2025	6808	Bond Series 2024:BP Stati...	Service Fee for Station #1 Septic	38.39	373,141.87
Bill	05/13/2025	2025...	Bond Series 2024:BP Stati...	Final Plans 100% Completed, ADOT ROW Plans 100...	7,788.00	380,929.87
Check	06/26/2025	26161	Bond Series 2024:BP Stati...	Planning and Zoning for Station #1 Project Building Pla...	2,587.00	383,516.87
Bill	10/27/2025	TP74...	Bond Series 2024:BP Stati...	Project Management, Atterberg Limits, Sieve Analysis, ...	1,290.00	384,806.87
Bill	10/28/2025	2025...	Bond Series 2024:BP Stati...	Construction Administration 8.33% Completed	6,845.83	391,652.70
Bill	10/30/2025	G70...	Bond Series 2024:BP Stati...	Preconstruction Services 100% Completed	25,000.00	416,652.70
Bill	10/30/2025	Appli...	Bond Series 2024:BP Stati...	General Requirements 22.17% completed, Exterior & I...	220,728.00	637,380.70
Bill	11/24/2025	TP89...	Bond Series 2024:BP Stati...	Soil Compaction Analysis	660.00	638,040.70
Bill	11/25/2025	2025...	Bond Series 2024:BP Stati...	Construction Administration 16.67% Completed	6,845.83	644,886.53
Bill	12/03/2025	G70...	Bond Series 2024:BP Stati...	application No 1) Application No.1: \$220,728.00 (see 1...	6,872.52	651,759.05
Bill	12/03/2025	G70...	Bond Series 2024:BP Stati...	AIA Payment Application for Station 1	126,287.02	778,046.07
Bill	12/22/2025	TQ0...	Bond Series 2024:BP Stati...	Project Management per hour, Soil Technician Per Ho...	2,266.00	780,312.07
Bill	12/29/2025	Appli...	Bond Series 2024:BP Stati...	Pay application #3 for Station 1	242,871.03	1,023,183.10
Bill	12/31/2025	2025...	Bond Series 2024:BP Stati...	Construction Administration 25% Completed	6,845.83	1,030,028.93
Bill	01/27/2026	TQ2...	Bond Series 2024:BP Stati...	Project Management per hour, Soil Technician Per Ho...	3,401.00	1,033,429.93
Bill	01/28/2026	2026...	Bond Series 2024:BP Stati...	Construction Administration 33% Completed	6,845.83	1,040,275.76
Bill	01/31/2026	Appli...	Bond Series 2024:BP Stati...	Pay application #4 for Station 1	76,891.30	1,117,167.06
Bill	02/20/2026	TQ3...	Bond Series 2024:BP Stati...	Project Management per hour, Masonry Inspector, Mile...	398.00	1,117,565.06
Bill	02/25/2026	Appli...	Bond Series 2024:BP Stati...	Pay application #005 for Station 1	221,948.64	1,339,513.70
Bill	02/27/2026	2026...	Bond Series 2024:BP Stati...	Construction Administration 41.67% Completed	6,845.83	1,346,359.53
Bill	03/23/2026	TQ4...	Bond Series 2024:BP Stati...	Project Management per hour, Concrete Technician pe...	1,641.00	1,348,000.53
Bill	03/31/2026	Appli...	Bond Series 2024:BP Stati...	Pay application #006 for Station 1	416,100.82	1,764,101.35
Bill	04/01/2026	2026...	Bond Series 2024:BP Stati...	Construction Administration 50% Completed	6,845.83	1,770,947.18
Bill	04/17/2026	TQ5...	Bond Series 2024:BP Stati...	Concrete Technician, Masonry Technician, Masonry T...	6,000.50	1,776,947.68
Bill	04/30/2026	Appli...	Bond Series 2024:BP Stati...	Pay application #007 for Station 1	873,612.85	2,650,560.53
Bill	04/30/2026	2026...	Bond Series 2024:BP Stati...	Construction Administration 58% Completed	6,845.83	2,657,406.36
Bill	05/29/2026	2026...	Bond Series 2024:BP Stati...	Construction Administration 66% Completed	6,845.83	2,664,252.19
Bill	05/31/2026	Appli...	Bond Series 2024:BP Stati...	Pay application #008 for Station 1	1,043,279.53	3,707,531.72
Jul '24 - May 26					3,707,531.72	3,707,531.72

Income and Expense by Month July 2025 through May 2026



Expense Summary July 2025 through May 2026



Personnel Expenses	76.39%
Vehicles & Equipment	5.91
Managerial Expenses	4.78
Buildings & Land	4.48
Communications & I.T.	3.09
8010 · Bond Interest	2.76
Travel & Training	1.94
Grant Expenses	0.65
Total	\$4,285,763.30

By Account

TUBAC FIRE DISTRICT
Liabilities and Securities - FY25/26

LIABILITIES						
Description	TOTAL PRICE	CURRENT BALANCE	INTEREST RATE	FY25/26 PAYMENTS	NEXT PAYMENT	DATE OF PAYOFF
Bond Payable	\$6,795,000.00	\$1,379,231.30	2.36%	\$16,282.95	7/1/2026	7/1/2028
2024 Bond Payable	\$4,295,000.00	\$4,295,000.00	5.00%	\$102,075.00	7/1/2026	7/1/2043
Ambulance Lease Payable	\$195,131.69	\$0.00	3.71%	\$30,833.36		1/16/2026
Net Pension Liability - PSPRS		\$3,772,383.00				
Totals		\$9,446,614.30		\$149,191.31		

SECURITIES				
Broker	CUSIP #	Description	Market Value	Maturity Date
Totals			\$0.00	

☞ Net balance owed = **\$9,446,614.30**

6:20 PM

06/23/26

Accrual Basis

Tubac Fire District
Station Utilities, Supplies, and Repairs & Maintenance
May 2026

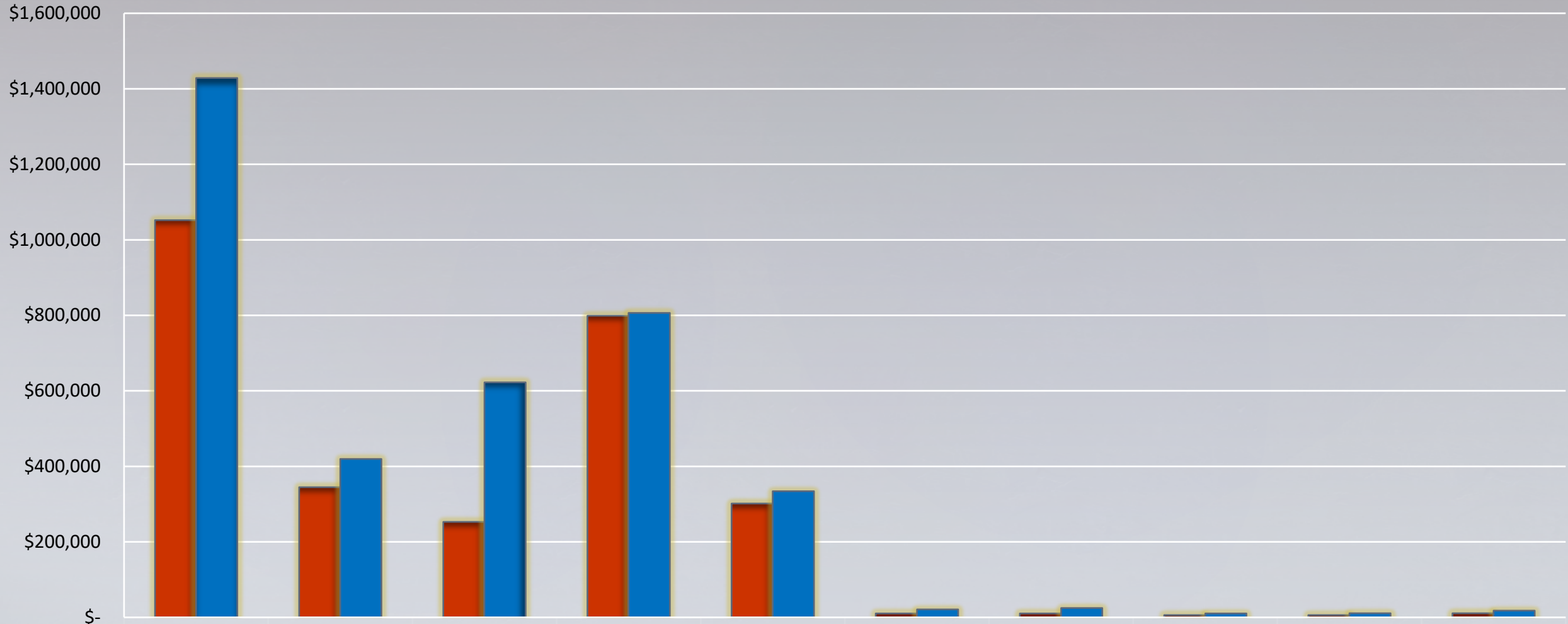
Date	Source Name	Memo	Amount
Stations			
Station 1			
05/10/2026	Century Link 333219165	Monthly Fax and 911 Emergency Call Box Service	178.46
05/18/2026	Unisource Energy Services (Electric)	2227 E Frontage Rd 04/15/26 - 05/15/26	114.79
05/18/2026	Simply Bits, LLC	Long Distance Communications	99.00
05/19/2026	Direct TV - 9236	TV Current Charges for Service Period 05.18.26-06.17.26	171.98
05/29/2026	Waste Management of Tucson	2239 E. Frontage 06/01/26/ - 06/30/26	350.45
Total Station 1			914.68
Station 2			
05/01/2026	Central Alarm	Access Control Full Service,	60.00
05/04/2026	Terminix	General Pest control at Station 2	72.59
05/10/2026	Century Link 333222406	Monthly Fax Service	70.04
05/12/2026	Liberty Utilities AZ A/C 200007327162	Water Service 04/08/26 - 05/06/26	408.45
05/16/2026	Arizona Propane	Propane	335.21
05/22/2026	Unisource Energy Services (Electric)	455 Camino Agosto 04.21.26 - 05.21.26	158.44
05/28/2026	Direct TV - 9885	Direct TV Current Charges for Service Period 05/27/26 ...	159.99
05/29/2026	Waste Management of Tucson	1360 W. Frontage 06/01/26/ - 06/30/26	284.28
Total Station 2			1,549.00
Station 3			
05/03/2026	DIRECTV	Direct TV Current Charges for Service Period 02/27/26 ...	181.98
05/20/2026	Rio Rico Sanitation 85133	6 YRD ONCE A WEEK 05.01.26-06.30.26	546.30
05/26/2026	Unisource Energy Services (Electric)	333 Camino Josephina 04/22/26 - 05/22/26	899.42
05/28/2026	Liberty Utilities AZ A/C 200007327170	Water Bill 333 CAMINO JOSEFINA:	226.58
Total Station 3			1,854.28
Station 4			
05/05/2026	Arizona Propane	Propane	486.69
05/06/2026	Direct TV - 2827	Direct TV Current Charges for Service Period 05.05.26 ...	181.98
05/20/2026	Rio Rico Sanitation 84863	149 Ruta Camaron 05.01.26-06.30.26	546.30
05/28/2026	Unisource Energy Services (Electric)	149 Ruta Camaron 04.23.26 - 05.26.26	881.04
05/29/2026	Liberty Utilities AZ A/C 200007327188	Water for Station 4	623.79
Total Station 4			2,719.80
Total Stations			7,037.76
TOTAL			7,037.76

Financial Report

May 2026

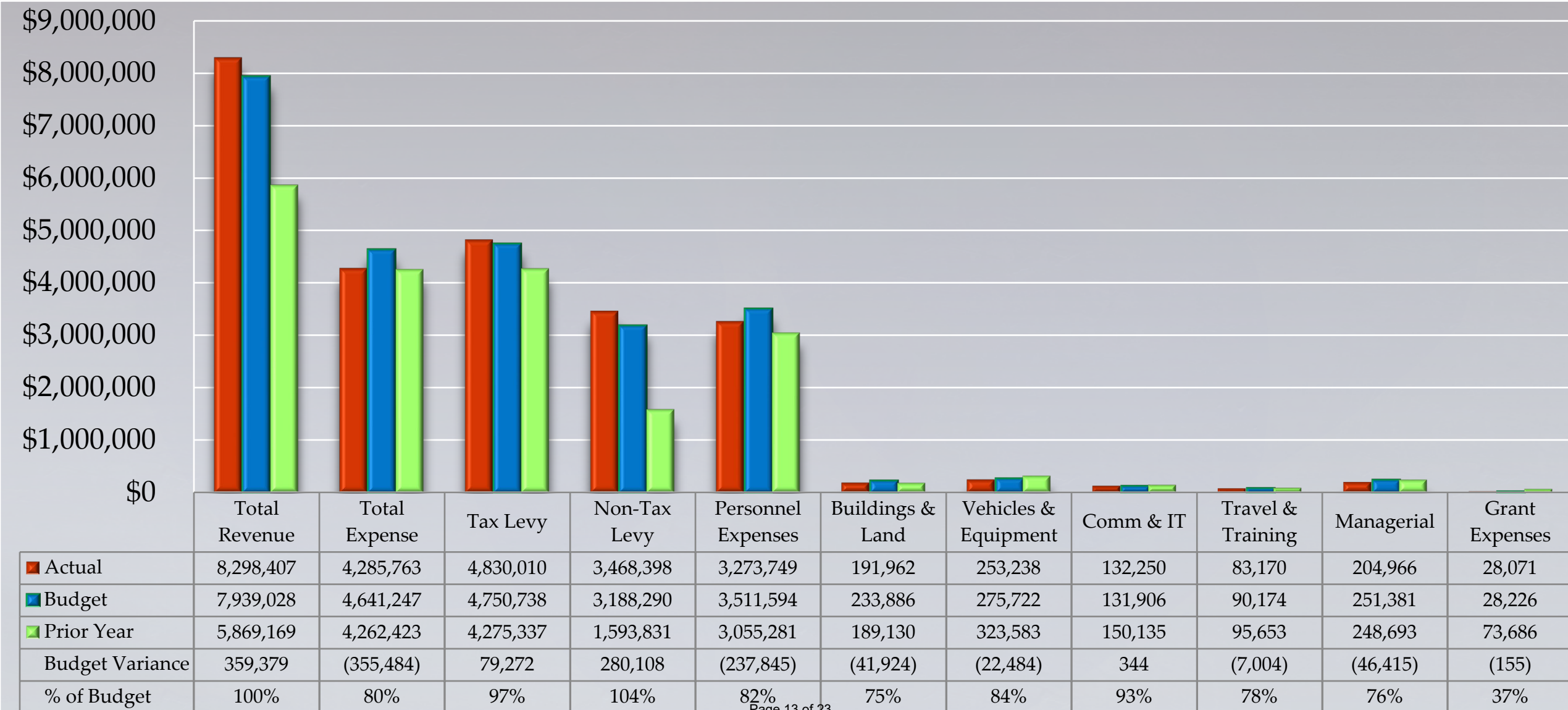


May 2026




	Total Revenue	Total Expense	Tax Levy	Non-Tax Levy	Personnel Expenses	Buildings & Land	Vehicles & Equipment	Comm & IT	Travel & Training	Managerial
Actual	\$1,052,244	\$344,840	\$253,160	\$799,084	\$301,749	\$10,130	\$10,352	\$5,871	\$5,988	\$10,750
Budget	\$1,428,615	\$419,424	\$622,407	\$806,208	\$334,085	\$21,266	\$25,062	\$10,446	\$10,734	\$17,831
Variance	(376,371)	(74,584)	(369,247)	(7,124)	(32,336)	(11,136)	(14,710)	(4,575)	(4,746)	(7,081)

Fiscal Year to Date Budget to Actual



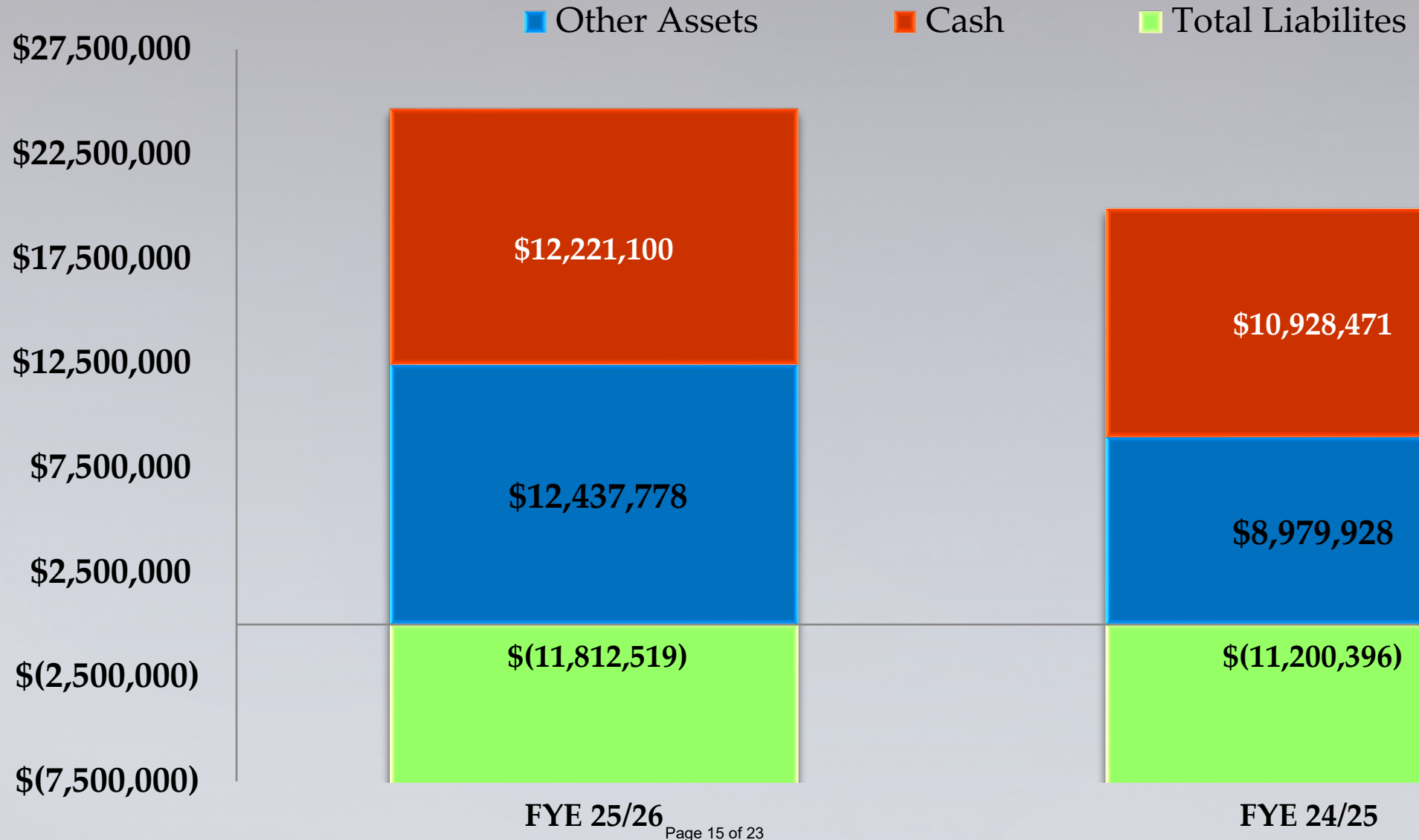
Percentage of Expenses Year to Date



Fire District Averages

Personnel	81%
Operations	11%
Communications	2%
Administrative	6%

Cash Position



6:21 PM
 06/23/26
 Accrual Basis

Tubac Fire District
Monthly Transaction Report
 May 2026

Type	Date	Num	Name	Memo	Amount	Balance
1132 · Bond Proceeds Account						
Deposit	05/31/202			Interest	10,935.03	10,935.03
Total 1132 · Bond Proceeds Account					10,935.03	10,935.03
1133 · LGIP - State Investment Account						
Deposit	05/31/202			Interest	12,365.13	12,365.13
Total 1133 · LGIP - State Investment Account					12,365.13	12,365.13
1072 · Bill.com Money Out Clearing						
Bill Pmt -...	05/08/202	Bill.c...	Image Trend, Inc	https://app...	-1,741.23	-1,741.23
Bill Pmt -...	05/08/202	Bill.c...	Quill Corporation	https://app...	-26.74	-1,767.97
Bill Pmt -...	05/08/202	Bill.c...	JIM CLICK FORD	https://app...	-353.77	-2,121.74
Bill Pmt -...	05/08/202	Bill.c...	BUSTAMANTE REFRIGERA...	https://app...	-8,303.79	-10,425.53
Bill Pmt -...	05/08/202	Bill.c...	Image Trend, Inc	https://app...	-3,675.00	-14,100.53
Bill Pmt -...	05/08/202	Bill.c...	Ting Fiber	https://app...	-651.75	-14,752.28
Bill Pmt -...	05/08/202	Bill.c...	Liberty Utilities AZ A/C 20000...	https://app...	-403.10	-15,155.38
Bill Pmt -...	05/08/202	Bill.c...	MetLife	https://app...	-1,171.31	-16,326.69
Bill Pmt -...	05/08/202	Bill.c...	Linde 3502	https://app...	-619.90	-16,946.59
Bill Pmt -...	05/08/202	Bill.c...	DL Norton General Contractin...	https://app...	-873,612.85	-890,559.44
Bill Pmt -...	05/08/202	Bill.c...	CDW Government, Inc.	https://app...	-1,828.91	-892,388.35
Bill Pmt -...	05/08/202	Bill.c...	CenturyLink	https://app...	-3.75	-892,392.10
Bill Pmt -...	05/08/202	Bill.c...	Century Link 333222406	https://app...	-62.04	-892,454.14
Bill Pmt -...	05/08/202	Bill.c...	Century Link 333219165	https://app...	-178.46	-892,632.60
Bill Pmt -...	05/08/202	Bill.c...	Unisource Energy Services (El...	https://app...	-906.90	-893,539.50
Bill Pmt -...	05/08/202	Bill.c...	Unisource Energy Services (El...	https://app...	-121.58	-893,661.08
Bill Pmt -...	05/08/202	Bill.c...	Terminix	https://app...	-72.59	-893,733.67
Bill Pmt -...	05/08/202	Bill.c...	CDW Government, Inc.	https://app...	-4,797.66	-898,531.33
Bill Pmt -...	05/08/202	Bill.c...	Unisource Energy Services (El...	https://app...	-191.28	-898,722.61
Bill Pmt -...	05/08/202	Bill.c...	Ting Fiber	https://app...	-554.36	-899,276.97
Bill Pmt -...	05/08/202	Bill.c...	Ting Fiber	https://app...	-541.77	-899,818.74

6:21 PM
06/23/26
Accrual Basis

Tubac Fire District
Monthly Transaction Report
May 2026

Type	Date	Num	Name	Memo	Amount	Balance
Bill Pmt -...	05/08/202	Bill.c...	Legal Shield	https://app...	-236.30	-900,055.04
Bill Pmt -...	05/08/202	Bill.c...	MES Service Company LLC	https://app...	-4,776.56	-904,831.60
Bill Pmt -...	05/08/202	Bill.c...	IT Solutions Consulting LLC	https://app...	-19.62	-904,851.22
Bill Pmt -...	05/08/202	Bill.c...	Linde Gas & Equipment Inc.	https://app...	-226.04	-905,077.26
Bill Pmt -...	05/08/202	Bill.c...	Ting Fiber	https://app...	-892.73	-905,969.99
Bill Pmt -...	05/08/202	Bill.c...	Terracon Consultants, Inc	https://app...	-6,000.50	-911,970.49
Bill Pmt -...	05/08/202	Bill.c...	Santa Rita Fire District	https://app...	-165.00	-912,135.49
Bill Pmt -...	05/08/202	Bill.c...	Voyager Fleet Systems Inc	https://app...	-5,531.59	-917,667.08
Bill Pmt -...	05/08/202	Bill.c...	Image Trend, Inc	https://app...	-266.50	-917,933.58
Bill Pmt -...	05/08/202	Bill.c...	Bound Tree	https://app...	-385.37	-918,318.95
Bill Pmt -...	05/08/202	Bill.c...	Direct TV - 9236	https://app...	-171.98	-918,490.93
Bill Pmt -...	05/08/202	Bill.c...	AT&T Mobility	https://app...	-1,328.42	-919,819.35
Bill Pmt -...	05/08/202	Bill.c...	Simply Bits, LLC	https://app...	-99.00	-919,918.35
Bill Pmt -...	05/08/202	Bill.c...	Verizon	https://app...	-100.10	-920,018.45
Bill Pmt -...	05/08/202	Bill.c...	Unisource Energy Services (El...	https://app...	-1,028.02	-921,046.47
Bill Pmt -...	05/08/202	Bill.c...	Pitney Bowes Inc.	https://app...	-10.78	-921,057.25
Bill Pmt -...	05/08/202	Bill.c...	Image Trend, Inc	https://app...	-264.00	-921,321.25
Bill Pmt -...	05/08/202	Bill.c...	Unisource Energy Services (El...	https://app...	-756.04	-922,077.29
Bill Pmt -...	05/08/202	Bill.c...	Breckenridge Group, Inc.	https://app...	-6,845.83	-928,923.12
Bill Pmt -...	05/08/202	Bill.c...	Linde 8440	https://app...	-708.41	-929,631.53
General ...	05/08/202	2024...		BILL 05/08/...	929,631.53	0.00
Bill Pmt -...	05/18/202	Bill.c...	FIRELINE IT Solutions	https://app...	-2,150.00	-2,150.00
Bill Pmt -...	05/18/202	Bill.c...	Liberty Utilities AZ A/C 20000...	https://app...	-664.37	-2,814.37
Bill Pmt -...	05/18/202	Bill.c...	Liberty Utilities AZ A/C 20000...	https://app...	-235.34	-3,049.71
Bill Pmt -...	05/18/202	Bill.c...	Pacific Office Automation	https://app...	-668.25	-3,717.96
Bill Pmt -...	05/18/202	Bill.c...	Securis	https://app...	-51,503.75	-55,221.71
Bill Pmt -...	05/18/202	Bill.c...	EMI Health	https://app...	-2,177.30	-57,399.01
Bill Pmt -...	05/18/202	Bill.c...	Waste Management of Tucson	https://app...	-348.23	-57,747.24
Bill Pmt -...	05/18/202	Bill.c...	Pacific Office Automation	https://app...	-603.88	-58,351.12
Bill Pmt -...	05/18/202	Bill.c...	Verizon	https://app...	-420.43	-58,771.55
Bill Pmt -...	05/18/202	Bill.c...	Human Resource Strategies	https://app...	-500.00	-59,271.55
Bill Pmt -...	05/18/202	Bill.c...	Napa Auto Parts	https://app...	-504.68	-59,776.23

6:21 PM
06/23/26
Accrual Basis

Tubac Fire District
Monthly Transaction Report
May 2026

Type	Date	Num	Name	Memo	Amount	Balance
Bill Pmt -...	05/18/202	Bill.c...	Waste Management of Tucson	https://app...	-284.28	-60,060.51
Bill Pmt -...	05/18/202	Bill.c...	DIRECTV	https://app...	-181.98	-60,242.49
Bill Pmt -...	05/18/202	Bill.c...	Streamline	https://app...	-524.00	-60,766.49
Bill Pmt -...	05/18/202	Bill.c...	Central Alarm	https://app...	-60.00	-60,826.49
Bill Pmt -...	05/18/202	Bill.c...	Arizona Fire District Association	https://app...	-4,000.00	-64,826.49
Bill Pmt -...	05/18/202	Bill.c...	Verizon	https://app...	-1,113.89	-65,940.38
General ...	05/18/202	2024...		BILL 05/18/...	65,940.38	0.00
Bill Pmt -...	05/26/202	Bill.c...	Esai Tapia V	https://app...	-2,063.36	-2,063.36
Bill Pmt -...	05/26/202	Bill.c...	Direct TV - 2827	https://app...	-181.98	-2,245.34
Bill Pmt -...	05/26/202	Bill.c...	Century Link 333222406	https://app...	-70.04	-2,315.38
Bill Pmt -...	05/26/202	Bill.c...	Verizon	https://app...	-100.10	-2,415.48
Bill Pmt -...	05/26/202	Bill.c...	Applied Rite Doors & docks, Inc.	https://app...	-1,345.00	-3,760.48
Bill Pmt -...	05/26/202	Bill.c...	Arizona Propane	https://app...	-335.21	-4,095.69
Bill Pmt -...	05/26/202	Bill.c...	International Fire Protection S...	https://app...	-408.84	-4,504.53
Bill Pmt -...	05/26/202	Bill.c...	International Fire Protection S...	https://app...	-239.85	-4,744.38
Bill Pmt -...	05/26/202	Bill.c...	MES Service Company LLC	https://app...	-6,570.86	-11,315.24
Bill Pmt -...	05/26/202	Bill.c...	Arizona Propane	https://app...	-486.69	-11,801.93
Bill Pmt -...	05/26/202	Bill.c...	CenturyLink	https://app...	-3.75	-11,805.68
Bill Pmt -...	05/26/202	Bill.c...	James Vincent Group	https://app...	-4,200.00	-16,005.68
Bill Pmt -...	05/26/202	Bill.c...	Holy Cross Hospital Pharmacy	https://app...	-1.44	-16,007.12
Bill Pmt -...	05/26/202	Bill.c...	Bianca Hamric	https://app...	-1,079.00	-17,086.12
Bill Pmt -...	05/26/202	Bill.c...	Fry Fire District*	https://app...	-1,664.67	-18,750.79
Bill Pmt -...	05/26/202	Bill.c...	Century Link 333219165	https://app...	-178.46	-18,929.25
Bill Pmt -...	05/26/202	Bill.c...	J2 Laboratories	https://app...	-30.00	-18,959.25
Bill Pmt -...	05/26/202	Bill.c...	JIM CLICK FORD	https://app...	-77.43	-19,036.68
Bill Pmt -...	05/26/202	Bill.c...	International Fire Protection S...	https://app...	-332.33	-19,369.01
Bill Pmt -...	05/26/202	Bill.c...	Liberty Utilities AZ A/C 20000...	https://app...	-408.45	-19,777.46
Bill Pmt -...	05/26/202	Bill.c...	California Tire	https://app...	-164.98	-19,942.44
Bill Pmt -...	05/26/202	Bill.c...	International Fire Protection S...	https://app...	-799.68	-20,742.12

6:21 PM
06/23/26
Accrual Basis

Tubac Fire District
Monthly Transaction Report
May 2026

Type	Date	Num	Name	Memo	Amount	Balance
Bill Pmt -...	05/26/202	Bill.c...	Fitness Machine Technicians	https://app...	-205.00	-20,947.12
General ...	05/26/202	2024...		BILL 05/26/...	20,947.12	0.00
Total 1072 · Bill.com Money Out Clearing					0.00	0.00
1127 · Cash with County Treasurer						
Deposit	05/26/202			Income Ta...	-819,451.18	-819,451.18
General ...	05/31/202	2024...		to record pr...	215,148.23	-604,302.95
Deposit	05/31/202			Interest	315.99	-603,986.96
Total 1127 · Cash with County Treasurer					-603,986.96	-603,986.96
1129 · Operational						
Check	05/04/202	26253	Security Benefit	Pay Period ...	-75.00	-75.00
Check	05/04/202	26254	Green Valley F.F.A.	Pay Period ...	-342.00	-417.00
Check	05/04/202	26255	Alignment Health Plan	Reimburse...	-1,101.12	-1,518.12
Check	05/04/202	26256	Medicare Part B	Reimburse...	-439.42	-1,957.54
Check	05/04/202	ACH	Aetna	Bill Number...	-22,621.25	-24,578.79
Check	05/04/202	EFT	Bill.com	Monthly Bill...	-193.22	-24,772.01
Check	05/04/202	ACH	Bank of America	February M...	-967.86	-25,739.87
Deposit	05/05/202			Deposit	5,045.17	-20,694.70
Deposit	05/06/202			Deposit	1,904.36	-18,790.34
Deposit	05/07/202			Deposit	6,092.61	-12,697.73
Deposit	05/07/202			Deposit	549.53	-12,148.20
Check	05/08/202	ACH	Nationwide Retirement Solutio...	Pay Period ...	-1,643.54	-13,791.74
Check	05/08/202	ACH	Nationwide Retirement Solutio...	Pay Period ...	-2,855.64	-16,647.38
Check	05/08/202	ACH	PUBLIC SAFETY PERSONAL...	Pay Period ...	-29,086.28	-45,733.66
Check	05/08/202	ACH	Health Equity	Monthly Fe...	-30.80	-45,764.46
General ...	05/08/202	2024...		BILL 05/08/...	-929,631.53	-975,395.99
Check	05/08/202	EFT			-8,603.53	-983,999.52
Deposit	05/08/202			Deposit	3,860.20	-980,139.32
Deposit	05/08/202			Deposit	2,388.41	-977,750.91
Deposit	05/11/202			Deposit	1,250.00	-976,500.91

6:21 PM
 06/23/26
 Accrual Basis

Tubac Fire District
Monthly Transaction Report
 May 2026

Type	Date	Num	Name	Memo	Amount	Balance
Deposit	05/11/202			Deposit	7,145.83	-969,355.08
Deposit	05/12/202			Deposit	10,959.94	-958,395.14
Deposit	05/12/202			Deposit	290.00	-958,105.14
Deposit	05/12/202			Deposit	5,407.64	-952,697.50
Deposit	05/13/202			Deposit	2,345.57	-950,351.93
Deposit	05/13/202			Deposit	401.43	-949,950.50
Deposit	05/13/202			Deposit	780.00	-949,170.50
Deposit	05/13/202			Interest	21.92	-949,148.58
Deposit	05/15/202			Deposit	1,100.43	-948,048.15
Deposit	05/15/202			Deposit	688,300.67	-259,747.48
Deposit	05/15/202			Deposit	234.46	-259,513.02
General ...	05/15/202	2024...			-65,204.52	-324,717.54
General ...	05/15/202	2024...			-943.40	-325,660.94
General ...	05/15/202	2024...			-11,469.26	-337,130.20
General ...	05/15/202	2024...			-488.50	-337,618.70
General ...	05/15/202	2024...			-1,060.76	-338,679.46
General ...	05/15/202	2024...			-1,100.43	-339,779.89
General ...	05/15/202	2024...			-234.46	-340,014.35
General ...	05/15/202	2024...			0.00	-340,014.35
General ...	05/15/202	2024...		FDMS	-42.93	-340,057.28
Check	05/18/202	26257	Security Benefit	Pay Period ...	-75.00	-340,132.28
Check	05/18/202	26258	Green Valley F.F.A.	Pay Period ...	-342.00	-340,474.28
General ...	05/18/202	2024...		BILL 05/18/...	-65,940.38	-406,414.66
Deposit	05/18/202			Deposit	4,355.67	-402,058.99
Check	05/18/202	ACH	Aflac	Invoice Nu...	-279.12	-402,338.11
Deposit	05/19/202			Deposit	5,930.50	-396,407.61
Deposit	05/19/202			Deposit	2,356.36	-394,051.25
Deposit	05/19/202			Deposit	1,179.70	-392,871.55
Deposit	05/19/202			Deposit	173.96	-392,697.59
Deposit	05/20/202			Deposit	823.65	-391,873.94
Deposit	05/20/202			Deposit	592.29	-391,281.65
Deposit	05/21/202			Deposit	3,423.08	-387,858.57

6:21 PM
 06/23/26
 Accrual Basis

Tubac Fire District
Monthly Transaction Report
 May 2026

Type	Date	Num	Name	Memo	Amount	Balance
Deposit	05/21/202			Deposit	142.63	-387,715.94
Deposit	05/21/202			Deposit	3,085.30	-384,630.64
Check	05/21/202	ACH	PUBLIC SAFETY PERSONAL...	Pay Period ...	-27,954.74	-412,585.38
Check	05/21/202	ACH	Nationwide Retirement Solutio...	Pay Period ...	-2,791.72	-415,377.10
Check	05/21/202	ACH	Nationwide Retirement Solutio...	Pay Period ...	-1,643.54	-417,020.64
Deposit	05/22/202			Deposit	947.54	-416,073.10
Deposit	05/22/202			Deposit	489.47	-415,583.63
Deposit	05/26/202			Deposit	942.45	-414,641.18
Deposit	05/26/202			Deposit	824,244.19	409,603.01
Deposit	05/26/202			Deposit	3,085.30	412,688.31
General ...	05/26/202	2024...		BILL 05/26/...	-20,947.12	391,741.19
Deposit	05/27/202			Deposit	100.00	391,841.19
Check	05/28/202	26259	Green Valley F.F.A.	Pay Period ...	-342.00	391,499.19
Check	05/28/202	26260	Security Benefit	Pay Period ...	-75.00	391,424.19
Check	05/28/202	26261	Medicare Part B	Overpayme...	-508.12	390,916.07
Deposit	05/28/202			Deposit	4,769.73	395,685.80
Deposit	05/29/202			Deposit	1,002.87	396,688.67
General ...	05/29/202	2024...			-70,022.26	326,666.41
General ...	05/29/202	2024...			-708.94	325,957.47
General ...	05/29/202	2024...			-11,397.96	314,559.51
General ...	05/29/202	2024...			-544.10	314,015.41
General ...	05/29/202	2024...			-1,060.76	312,954.65
Total 1129 · Operational					312,954.65	312,954.65
1130 · Savings Acct.						
Deposit	05/31/202			Interest	3.34	3.34
Total 1130 · Savings Acct.					3.34	3.34

6:21 PM
06/23/26
Accrual Basis

Tubac Fire District
Monthly Transaction Report
May 2026

Type	Date	Num	Name	Memo	Amount	Balance
1131 · Bond Account						
General ...	05/31/202	2024...		to record le...	39,253.14	39,253.14
Total 1131 · Bond Account					39,253.14	39,253.14
TOTAL					-228,475.67	-228,475.67

Tubac Fire District

Twelve-Month Cash Flow

Fiscal Year
Begins: Jul-25

	Beginning	Jul-25	Aug-25	Sep-25	Oct-25	Nov-25	Dec-25	Jan-26	Feb-26	Mar-26	Apr-26	May-26	Jun-26	Monthly Average	Overview
Cash Summary															
Cash on Hand <small>(beginning of month)</small>	10,991,869	10,991,869	10,875,398	10,724,682	10,345,407	11,211,463	11,277,346	11,916,026	11,829,508	11,866,842	11,805,394	12,452,999	12,221,100	11,459,836	
Cash Available (on hand + receipts, before cash out)	10,991,869	11,356,096	11,140,540	10,865,622	12,228,100	11,857,100	12,535,727	12,442,774	12,257,707	12,566,128	13,410,928	13,503,868	12,580,424	12,228,751	
Cash Position (end of month)	10,991,869	10,875,398	10,724,682	10,345,407	11,211,463	11,277,346	11,916,026	11,829,508	11,866,842	11,805,394	12,452,999	12,221,100	9,138,947	11,305,426	
Line of Credit Available	1,000,000	1,000,000	1,000,000	1,000,000	1,000,000	1,000,000	1,000,000	1,000,000	1,000,000	1,000,000	1,000,000	1,000,000	1,000,000	1,000,000	
Cash Receipts															
Tax Levy Revenue		37,607	12,103	32,353	1,623,881	476,155	622,021	362,646	214,457	172,641	965,162	253,160	199,114	414,275	
Other Cash Inflows		326,619	253,039	108,587	258,812	169,481	636,360	164,102	213,743	526,646	640,373	797,710	160,210	354,640	
Line of Credit		0	0	0	0	0	0	0	0	0	0	0	0	0	
Total Cash Receipts		364,226	265,142	140,940	1,882,693	645,636	1,258,381	526,748	428,199	699,287	1,605,535	1,050,870	359,324	768,915	
Cash Paid Out															
Disbursements		455,487	415,858	520,215	507,527	359,026	479,696	370,395	310,573	538,786	541,829	409,155	621,356	460,825	
Capital Outlay		25,210	0	0	509,109	220,728	140,005	242,871	80,292	221,949	416,101	873,613	2,820,122	462,500	
Repayment of LOC		0	0	0	0	0	0	0	0	0	0	0	0	0	
Total Cash Paid Out		480,697	415,858	520,215	1,016,637	579,754	619,701	613,266	390,865	760,735	957,929	1,282,768	3,441,478	923,325	
		(Actuals)	(Actuals)	(Actuals)	(Actuals)	(Actuals)	(Actuals)	(Actuals)	(Actuals)	(Actuals)	(Actuals)	(Actuals)	(Actuals)	(Budget)	