



TUBAC FIRE DISTRICT

2227 EAST FRONTAGE ROAD
P.O. BOX 2881
TUBAC, ARIZONA 85646
TELEPHONE: (520)398-2255

REGULAR MEETING OF THE BOARD OF DIRECTORS

The Tubac Fire District Board of Directors will meet in regular session on September 25, 2024, at 1330 pm at the Tubac Community Center Building located at 50 Bridge Rd in Tubac. The following topics and any variables thereto, will be subject to Board consideration, discussion, approval, or other action. The Board may consider any item on this agenda in any order and at any time during the meeting. The Board may convene into Executive Session for discussion or consultation for legal advice with its attorney regarding any item on this agenda, in accordance with A.R.S. § 38-431.03(A)(3).

Members of the public may attend the meeting in person, by viewing the livestream on the Tubac Fire District Facebook page, or by telephone by calling (346) 248-7799 and entering the Webinar ID, 827 3360 0975, if prompted.

NOTE: Executive Sessions are CONFIDENTIAL pursuant to A.R.S. § 38-431.03(C). Members of the public may not participate in Executive Sessions.

Members of the public who are not able to attend the meeting in person, may submit comments to the Board by email. The emails will be read out loud during the meeting. Please email any comments to bhamric@tubacfire.org. Emails must be received no later than 5pm the day before the meeting and must include your full name as well as your phone number (to allow District staff to contact you with any questions).

Agenda

1. Call to order and Pledge of Allegiance
2. Roll call of Board Members
3. Reading of public comments submitted via email.
4. Call to the Public: "This is the time for the public to comment on items related to the Fire District. Members of the Board may not discuss items that are not on the agenda. Therefore, the Fire Board is not permitted to discuss or act on any items raised in the Call to the Public which is not on the agenda due to restrictions of the Open Meeting Law; however, individual Board members are permitted to respond to criticism directed to them. Otherwise, the Board has discretion to direct the Fire Chief to review the matter or that the matter is placed on a future agenda. Those wishing to address the Board need not request permission in advance. A member of the public may speak for a reasonable time as determined by the Board. If no time is specified, the presumed time limit will be 3 minutes per person. The Fire Board Chair may adjust time limitations and all individuals desiring to address the Fire Board will have the same opportunity."
5. Correspondence
6. Report from Board Members
7. Chief and Staff Report
 - a. Operations Update
 - b. Training
 - c. Administration Update
 - d. Wildland Update

8. Monthly Financial Report for August 2024
9. Consent Agenda
 - a. Approval of minutes from August 28, 2024.
 - b. Approval of monthly financial report for August 2024.
10. Fire Station #1 and Tower Update
 - a. Update on station #1 project
 - b. Update on Tower project
11. Future Agenda Items
12. Next meeting: October 30, 2024
13. Adjourn meeting.

Notice of Meeting (Agenda) dated and posted September 19, 2024, by 1:30 p.m. local time by B. Hamric.

If any disabled person needs any type of accommodation, please notify the Tubac Fire District prior to the scheduled meeting time.



Staff Report
Tubac Fire Board
September 2024

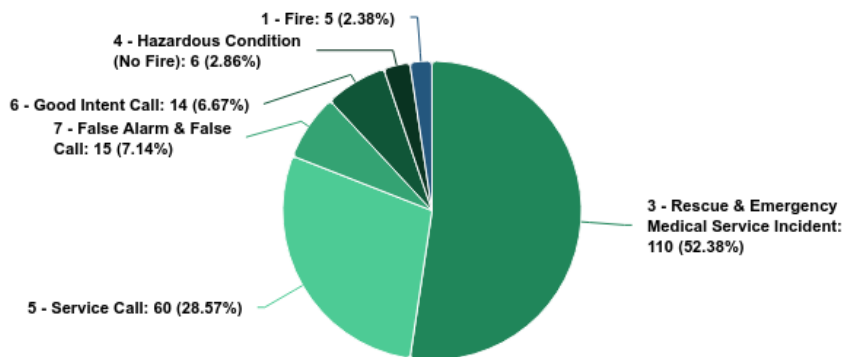
Tubac Fire District is committed to the safety of our community through the delivery of fire suppression, medical services, and public education.

August Emergency Responses



Incident Type Categories

Aug 01, 2024 to Aug 31, 2024



- **EMS** 108 (61 Transports, 1 Transfer of care to Air ambulance)
- **Fire** 26
- **Public Assist** 76
- **Total Calls** 210

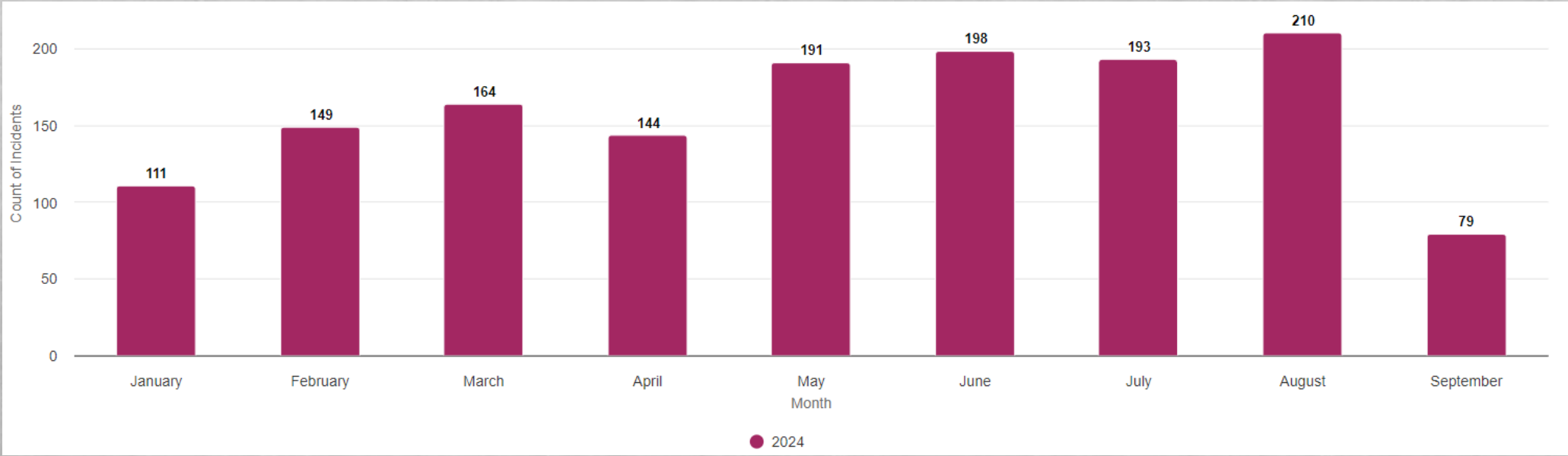
Incidents by Category and Month

Jan 01, 2023 12:00 AM to Sep 16, 2024 05:26 PM



Incident Type Category	2024									2024		2023		YTD % Change
	Jan	Feb	Mar	Apr	May	Jun	Jul	Aug	Sep	Grand Total - Current	% of Total Incidents - Current	Grand Total - Previous	% of Total Incidents - Previous	
1 - Fire	4	5	3	2	3	7	3	5	3	35	2.00%	49	4.00%	-28.57%
3 - Rescue & Emergency Medical Service Incident	84	107	123	95	117	115	106	110	39	896	62.00%	703	57.00%	27.45%
4 - Hazardous Condition (No Fire)	1	3	6	5	4	2	5	6	3	35	2.00%	27	2.00%	29.63%
5 - Service Call	11	20	16	22	42	57	59	60	33	320	22.00%	307	25.00%	4.23%
6 - Good Intent Call	6	8	11	13	18	9	8	14	0	87	6.00%	81	7.00%	7.41%
7 - False Alarm & False Call	5	4	5	7	5	8	12	15	1	62	4.00%	55	4.00%	12.73%
8 - Severe Weather & Natural Disaster	0	0	0	0	0	0	0	0	0	0	0.00%	1	0.00%	-100.00%
9 - Special Incident Type	0	2	0	0	0	0	0	0	0	2	0.00%	0	0.00%	N/A
Grand Total	111	149	164	144	189	198	193	210	79	1,437	100.00%	1,223	100.00%	17.50%

2024 YTD Call Volume

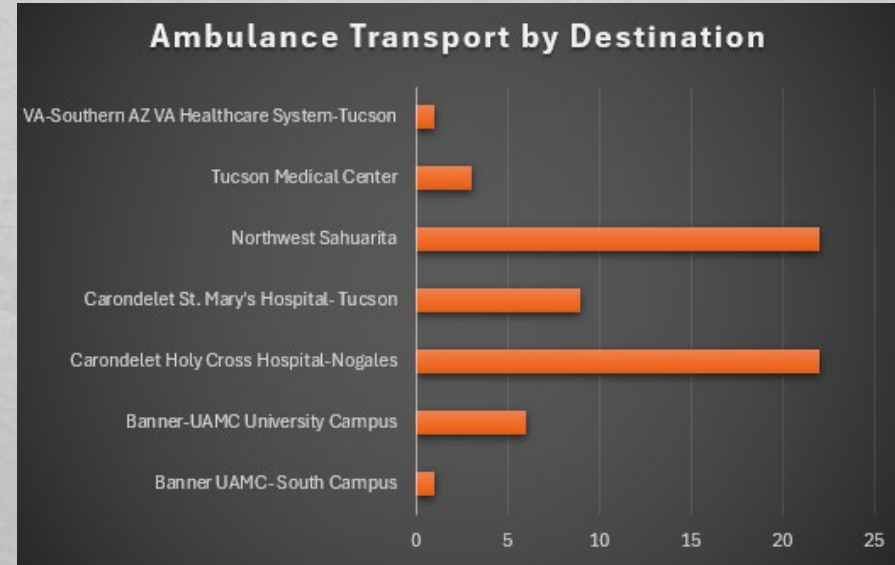


Monthly Call Volume Year over Year

Jan 01, 2023 12:00 AM to Sep 16, 2024 05:32 PM

Month Name	2024		2023		YTD % Change
	Grand Total - Current	% of Total Incidents - Current	Grand Total - Previous	% of Total Incidents - Previous	
January	111	8.00%	110	9.00%	0.91%
February	149	10.00%	128	10.00%	16.41%
March	164	11.00%	125	10.00%	31.20%
April	144	10.00%	145	12.00%	-0.69%
May	191	13.00%	142	12.00%	34.51%
June	198	14.00%	157	13.00%	26.11%
July	193	13.00%	164	13.00%	17.68%
August	210	15.00%	155	13.00%	35.48%
September	79	5.00%	97	8.00%	-18.56%
Grand Total	1,439	100.00%	1,223	100.00%	17.66%

August Ambulance Transports by Destination



Transports by Destination Summary

Aug 01, 2024 to Aug 31, 2024

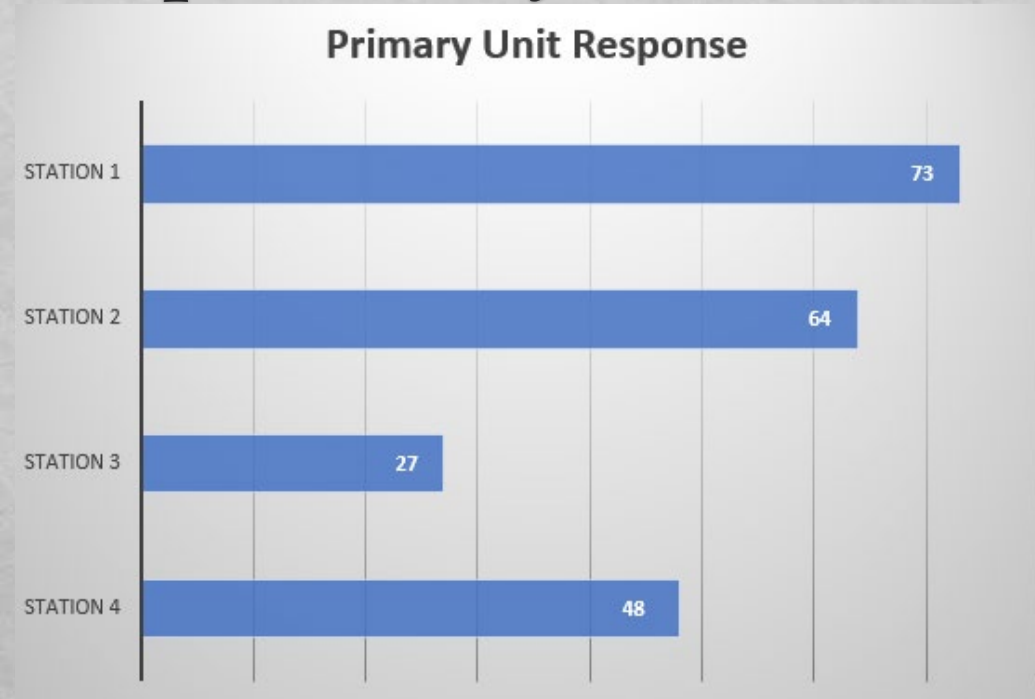
Hospital		Transports		Transport Time		Patient Arrival to Transfer of Care		Patient Arrival to Transfer of Care Signature		Patient Arrival to Unit Back in Service	
Name	ID	Total	% of Total	Median	90th Percentile	Median	90th Percentile	Median	90th Percentile	Median	90th Percentile
BANNER UAMC - South Campus (formerly Univ Physicians Hosp Kino)	MED2863	1	1.56%	55:26	55:26	27:20	27:20	25:59	25:59	113:19	113:19
BANNER-UAMC University Campus - Tucson	MED0257	6	9.38%	58:24	65:52	08:49	12:36	07:38	13:05	63:36	90:23
Carondelet Holy Cross Hospital - Nogales	MED0343	22	34.38%	15:18	19:57	07:35	13:41	07:37	14:42	26:42	48:50
Carondelet St. Mary's Hospital - Tucson	MED0254	9	14.06%	64:28	67:15	12:00	14:25	04:43	15:20	74:47	105:41
Northwest Sahuarita	MED8984	22	34.38%	31:16	40:03	10:32	17:22	11:16	17:27	40:19	71:01
Tucson Medical Center	MED0256	3	4.69%	63:29	73:24	40:07	44:46	18:11	28:39	95:34	148:04
VA-Southern AZ VA Healthcare System-Tucson	UNK0015	1	1.56%	40:30	40:30	18:00	18:00	13:48	13:48	24:47	24:47
Overall		64	100.00%	30:01	64:40	09:24	17:54	08:49	17:33	37:49	92:20

August Emergency Responses By Station



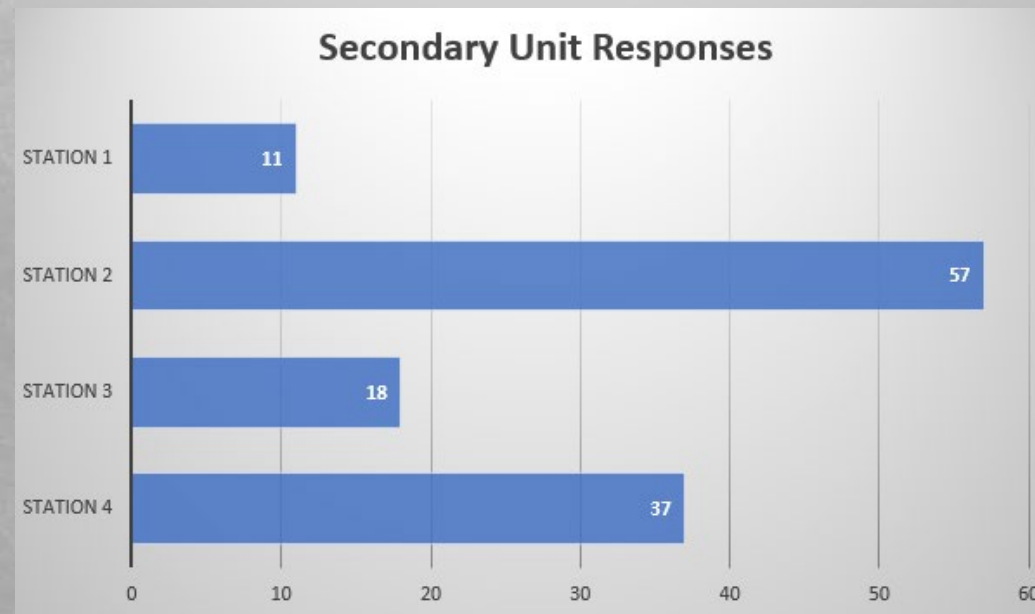
Primary Responses by Station

- Station 1 73
- Station 2 64
- Station 3 27
- Station 4 48



Secondary Responses by Station

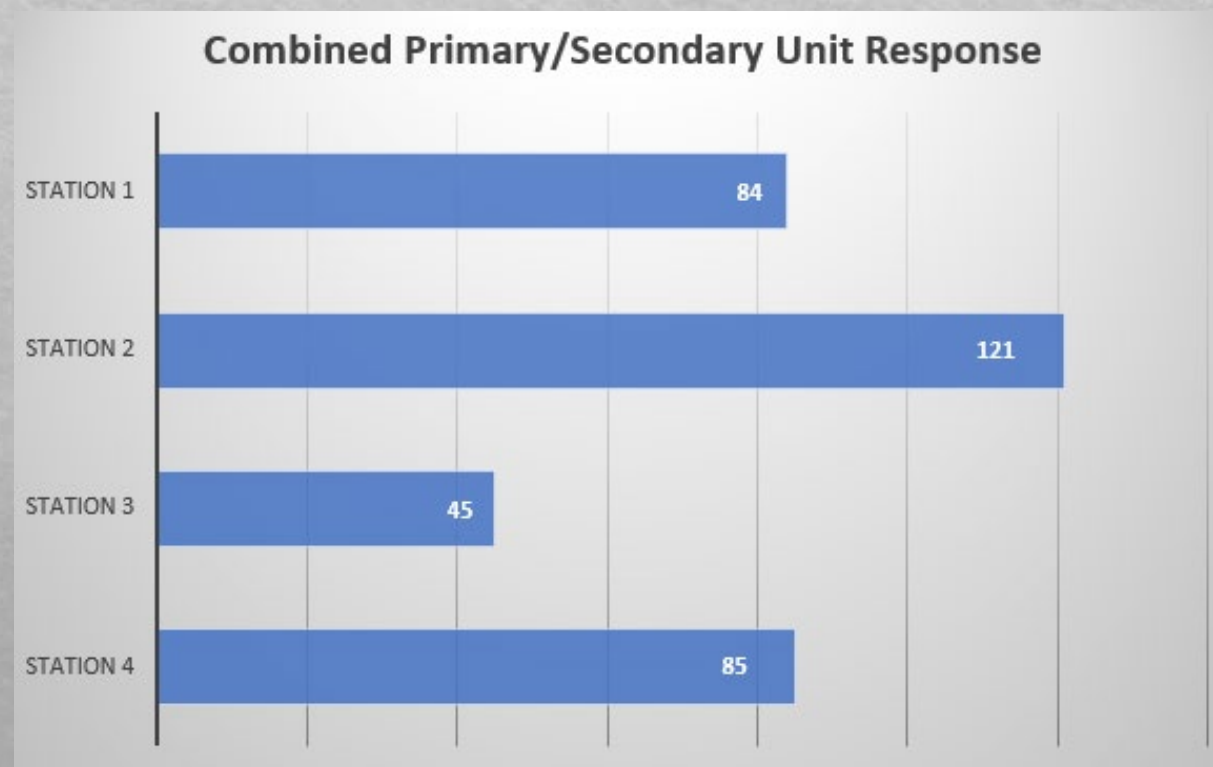
- Station 1 11
- Station 2 57
- Station 3 18
- Station 4 37





August Combined Primary/Secondary Unit responses by station

- ❖ Station 1 84
- ❖ Station 2 121
- ❖ Station 3 45
- ❖ Station 4 85

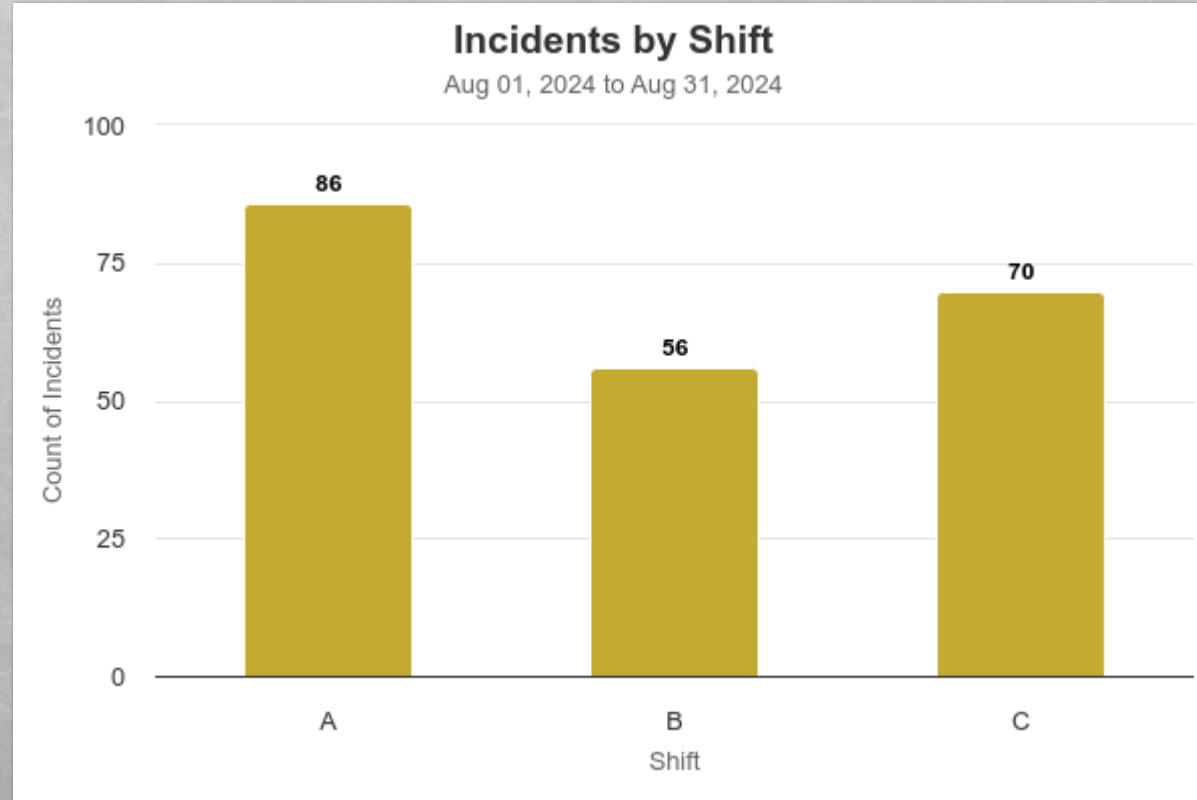


August Incidents by shift



- A Shift
- B Shift
- C Shift

Prev		August 2024						Next
SU	MO	TU	WE	TH	FR	SA		
				1	2	3		
4	5	6	7	8	9	10		
11	12	13	14	15	16	17		
18	19	20	21	22	23	24		
25	26	27	28	29	30	31		



A Shift 86
B Shift 56
C shift 70

Significant Calls




- ❖ Responded to person who was struck by a vehicle on I-19. The person was running from law enforcement when they were struck by a vehicle. The patient was transported via air medical to a local Tucson hospital. The driver of the vehicle pulled over and was cooperating with law enforcement
- ❖ Responded to I-19 km 34 NB on ramp for a vehicle fire. Upon arrival the vehicle was fully engulfed. The fire was contained to the vehicle. The driver was not injured.
- ❖ Crew responded to a home in Rio Rico for reports of a vehicle on fire inside the garage. Crews arrived quickly to contain the fire and maintained it to the vehicle itself.
- ❖ Saturday morning, Tubac Fire responded to Ron Morris Park for a tree that had fallen on a vehicle. Upon arrival, crews found a truck damaged by the fallen tree; fortunately, no medical assistance was required. The debris was cleared, and the vehicle owner was able to recover the truck.



Training

- ❖ SCBA Competency
- ❖ Report Writing refresher
- ❖ Probationary Firefighters Presentations
- ❖ Battery Powered extrication tool DEMO
- ❖ Self Extrication from a simulated collapse



Public Education/Fire Prevention and Events

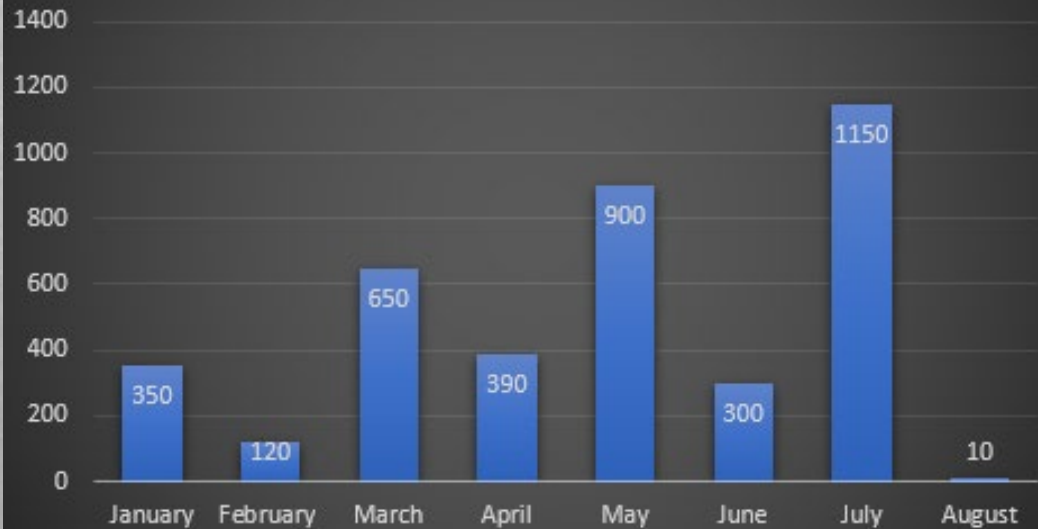
- ❖ CPR Classes continue each month in both English and Spanish.
- ❖ CPR classes for the Girls Scouts of America haven been scheduled
- ❖ CPR classes for adult detention center officers has been scheduled.



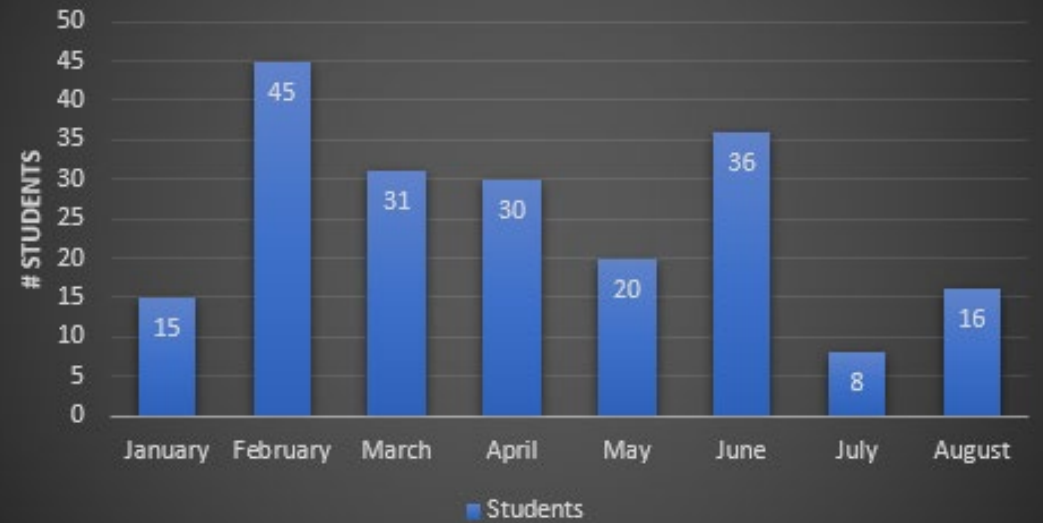


Fire Prevention and CPR Classes

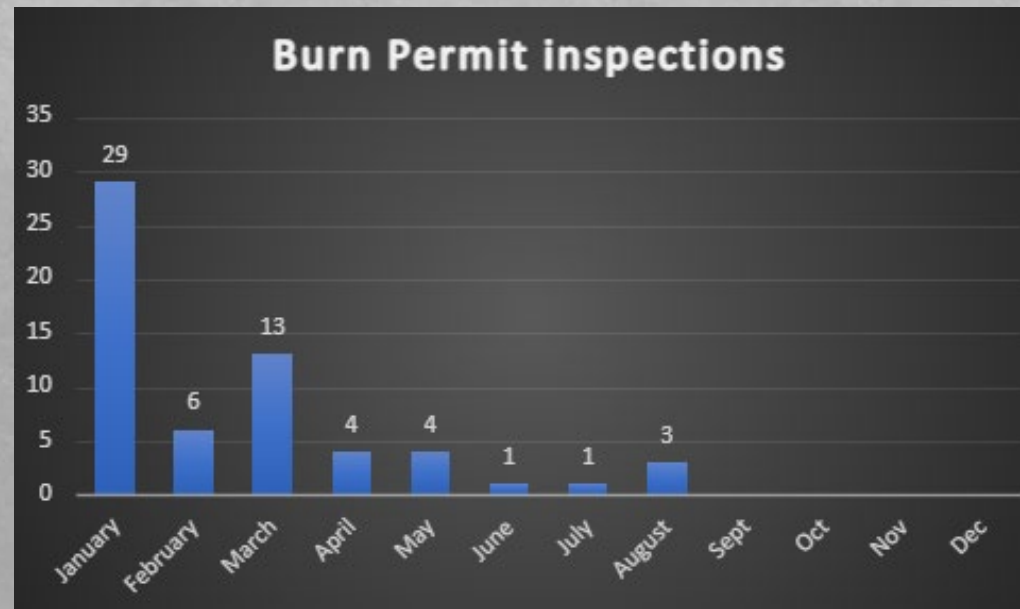
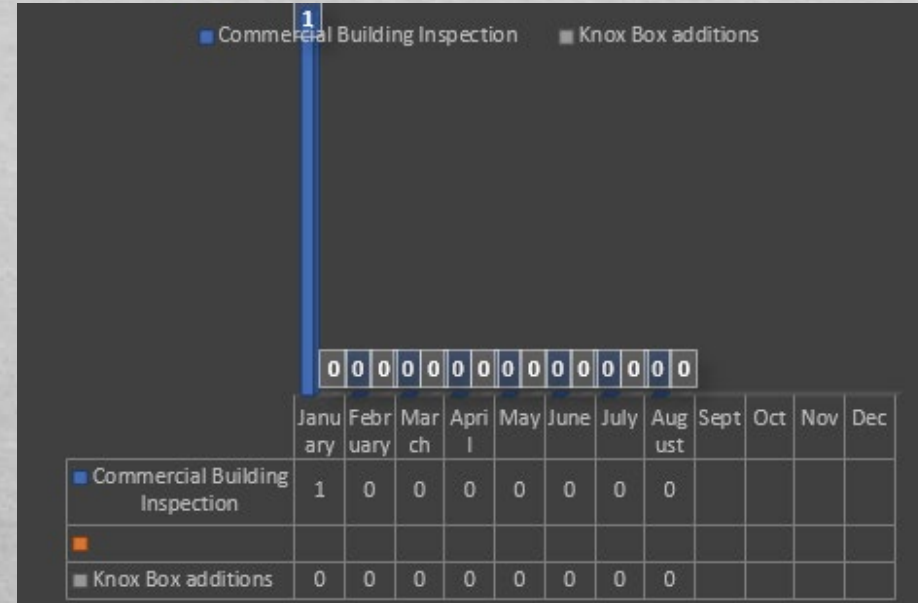
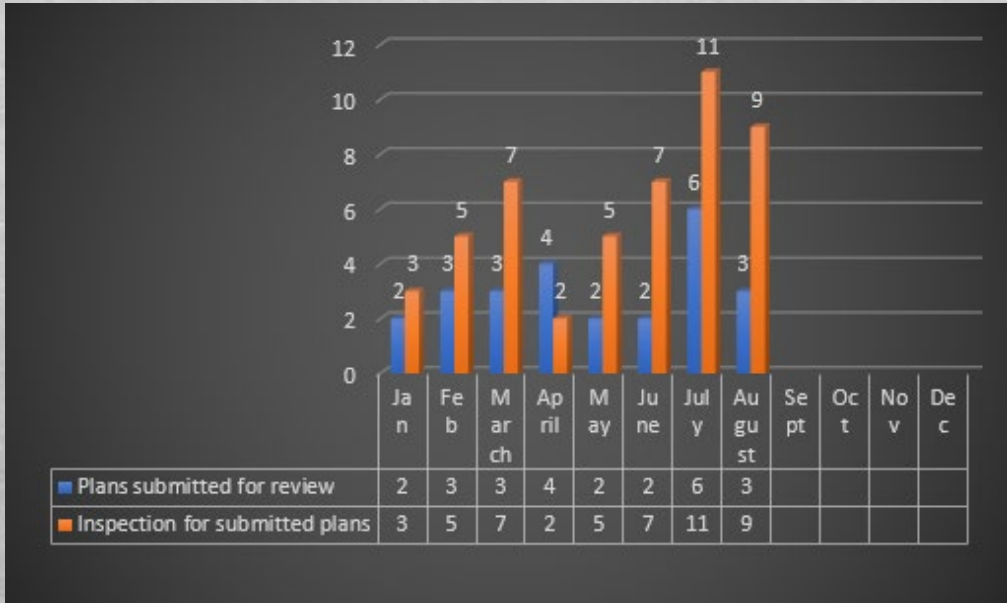
Fire Prevention Students



CPR Students



Plans Review & Inspections

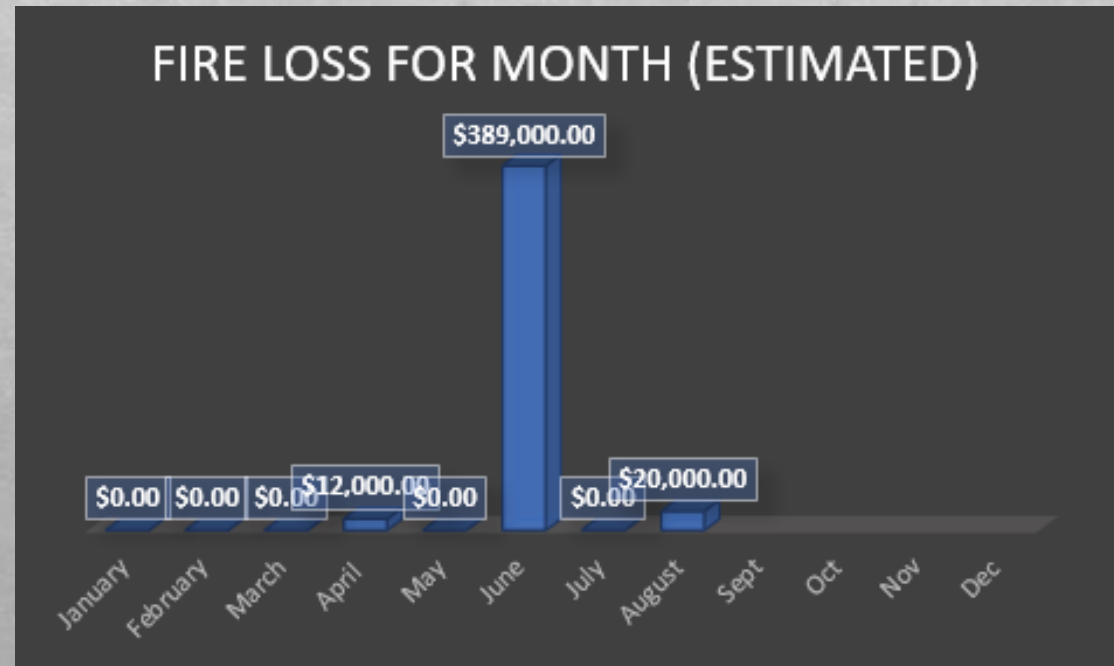




Maintenance Requests



Fire Loss Due To Incident



Tubac Fire District

2227 E I-19 Frontage Rd
Tubac, AZ 85646
520.398.2255



Monthly Financial Report – August 2024

Attached are the following for your information and review:

1. Balance Sheet as of August 31, 2024.
2. Summary of Reconciled Cash Balances as of August 31, 2024.
3. Income Statement of Revenues and Expenditures for August 2024 including budget to actual and year-to-date balances.
4. Income vs. Expenses Graph for FY 2024.
5. Fixed Asset Additions and Disposals for FY 23/24.
6. Liabilities & Securities for FY 23/24.
7. Fleet Repairs & Maintenance Expenses.
8. Station Utilities, Supplies, and Repairs & Maintenance Expenses.
9. Board Presentation.
10. Monthly Transaction Report.
11. 12-Month Cash Flow.

Key points:

- Total Revenue for August is \$117,544, which is \$45,817 under budget.
- Non-Levy Revenue is \$82,857 which is \$46,101 under budget due to Wildland Revenue which is \$51,120 under budget.
- Tax Revenue for August is \$34,687, which is over budget by \$284.
- Operating Expenses for August totaled \$323,167, which is under budget by \$35,502, driven by lower Wildland Deployment costs.
- YTD Total Revenue is \$269,272, which is \$29,376 under budget driven by Wildland Revenue
- YTD Total Expense is \$684,012 which is \$90,189 under budget driven by lower Wildland Deployment costs.
- Cash balance as of August 2024 is \$10,355,104, which is up \$4,738,302 from last year.

Please contact the Finance Director for any questions or concerns regarding this report.

This report and the attached detail reports have been reviewed and approved by the Fire Board.

Board Clerk

Date

Tubac Fire District Balance Sheet As of August 31, 2024

	Aug 31, 24	Aug 31, 23	\$ Change
ASSETS			
Current Assets			
Checking/Savings			
1132 · Bond Proceeds Account	4,400,000.00	0.00	4,400,000.00
1133 · LGIP - State Investment Account	4,414,386.41	0.00	4,414,386.41
1072 · Bill.com Money Out Clearing	0.00	-590.65	590.65
1127 · Cash with County Treasurer	32,670.26	45,200.44	-12,530.18
1129 · Operational	762,325.72	636,328.81	125,996.91
1130 · Savings Acct.	448,100.75	4,647,838.95	-4,199,738.20
1131 · Bond Account	297,620.54	288,023.73	9,596.81
Total Checking/Savings	10,355,103.68	5,616,801.28	4,738,302.40
Accounts Receivable			
1245 · Property Tax Receivable	266,992.23	266,992.23	0.00
1205 · Other Receivables	3,276.00	167,280.52	-164,004.52
1250 · Ambulance Receivable	258,541.79	258,541.79	0.00
1251 · Allowance for Ambulance Receiv	-151,616.81	-151,616.81	0.00
Total Accounts Receivable	377,193.21	541,197.73	-164,004.52
Other Current Assets			
1733 · Right to Use Subscription	137,459.31	137,459.31	0.00
1732 · Right to Use Vehicles	59,505.76	59,505.76	0.00
1737 · Right to Use Amortization	-38,272.45	-38,272.45	0.00
1270 · Lease Receivable	213,546.00	213,546.00	0.00
1400 · Prepaid Expense	29,284.79	13,726.08	15,558.71
Total Other Current Assets	401,523.41	385,964.70	15,558.71
Total Current Assets	11,133,820.30	6,543,963.71	4,589,856.59
Fixed Assets			
1711 · Land - Non-depreciable	257,352.00	257,352.00	0.00
1745 · AD - Equipment	-1,683,339.38	-1,683,339.38	0.00
1735 · AD - Vehicles	-2,499,947.91	-2,499,947.91	0.00
1725 · AD - Building	-2,215,169.14	-2,215,169.14	0.00
1730 · Vehicles	3,041,818.51	2,950,498.83	91,319.68
1740 · Equipment	2,103,284.65	1,989,864.61	113,420.04
1720 · Buildings & Improvements	6,249,274.98	6,160,318.67	88,956.31
Total Fixed Assets	5,253,273.71	4,959,577.68	293,696.03

Tubac Fire District Balance Sheet As of August 31, 2024

	Aug 31, 24	Aug 31, 23	\$ Change
Other Assets			
1960 · Risk Pool Capitalization	25,881.50	25,881.50	0.00
1958 · Net PSPRS OPEB Asset TR 3	3,021.00	3,021.00	0.00
1957 · Net Pension Asset PSPRS TR3	13,736.00	13,736.00	0.00
1918 · Deferred Outflow PSPRS OPEB TR3	787.00	787.00	0.00
1917 · Deferred Outflows PSPRS TR 3	107,462.00	107,462.00	0.00
1956 · Net OPEB Asset	174,407.00	174,407.00	0.00
1916 · Deferred outflow - PSPRS OPEB	8,018.00	8,018.00	0.00
1915 · Deferred outflows - PSPRS	1,387,833.00	1,387,833.00	0.00
Total Other Assets	1,721,145.50	1,721,145.50	0.00
TOTAL ASSETS	18,108,239.51	13,224,686.89	4,883,552.62
LIABILITIES & EQUITY			
Liabilities			
Current Liabilities			
Accounts Payable			
2000 · Accounts Payable	100,402.77	147,180.27	-46,777.50
Total Accounts Payable	100,402.77	147,180.27	-46,777.50
Credit Cards			
2010 · Bank of America Credit Card	1,930.20	2,988.26	-1,058.06
Total Credit Cards	1,930.20	2,988.26	-1,058.06
Other Current Liabilities			
2070 · Deferred Inflows - Leases	205,965.00	205,965.00	0.00
2316 · Deferred Inflows - PSPRS OPEB	80,824.00	80,824.00	0.00
2318 · Deferred Inflows PSPRS OPEB TR3	164,454.27	164,454.27	0.00
2317 · Deferred Inflows PSPRS TR3	5,433.00	5,433.00	0.00
2230 · Accrued Interest	1,386.14	1,386.14	0.00
2030 · Compensated Absences Payable	112,803.10	140,557.78	-27,754.68
2020 · Accrued Wages	30,484.91	30,484.91	0.00
2315 · Deferred Inflows - PSPRS	583,470.00	583,470.00	0.00
2100 · Payroll Liabilities			
2102 · PSPRS Payable	45,380.28	-10,478.99	55,859.27
2103 · Pension Payable	-1,181.23	-0.12	-1,181.11
2128 · Health Insurance/Vision Ins.	94,610.78	-3,641.83	98,252.61
2140 · Pre-Paid Legal	-199.72	57.77	-257.49
Total 2100 · Payroll Liabilities	138,610.11	-14,063.17	152,673.28

**Tubac Fire District
Balance Sheet
As of August 31, 2024**

	Aug 31, 24	Aug 31, 23	\$ Change
2310 · Deferred revenue			
2311 · Deferred Revenue - Grants	-164,157.27	-164,157.27	0.00
Total 2310 · Deferred revenue	-164,157.27	-164,157.27	0.00
Total Other Current Liabilities	1,159,273.26	1,034,354.66	124,918.60
Total Current Liabilities	1,261,606.23	1,184,523.19	77,083.04
Long Term Liabilities			
2321 · 2024 Bonds Payable	4,400,000.00	0.00	4,400,000.00
1738 · SBITA Amortization	24,933.67	24,933.67	0.00
2605 · Subscription Liability	84,756.63	84,756.63	0.00
2335 · F150 Leases Payable	15,062.24	15,062.24	0.00
2330 · Ambulance Lease Payable	59,651.79	88,502.84	-28,851.05
2355 · Net Pension Liability - PSPRS	3,133,079.00	3,133,079.00	0.00
2320 · Bond Payable	1,818,836.37	2,247,641.79	-428,805.42
Total Long Term Liabilities	9,536,319.70	5,593,976.17	3,942,343.53
Total Liabilities	10,797,925.93	6,778,499.36	4,019,426.57
Equity			
3001 · Unrestricted	5,486,861.83	4,726,506.04	760,355.79
3510 · Restricted	-79,899.00	-79,899.00	0.00
3530 · Net Investment in Capital Asset	2,318,091.00	2,318,091.00	0.00
Net Income	-414,740.25	-518,510.51	103,770.26
Total Equity	7,310,313.58	6,446,187.53	864,126.05
TOTAL LIABILITIES & EQUITY	18,108,239.51	13,224,686.89	4,883,552.62

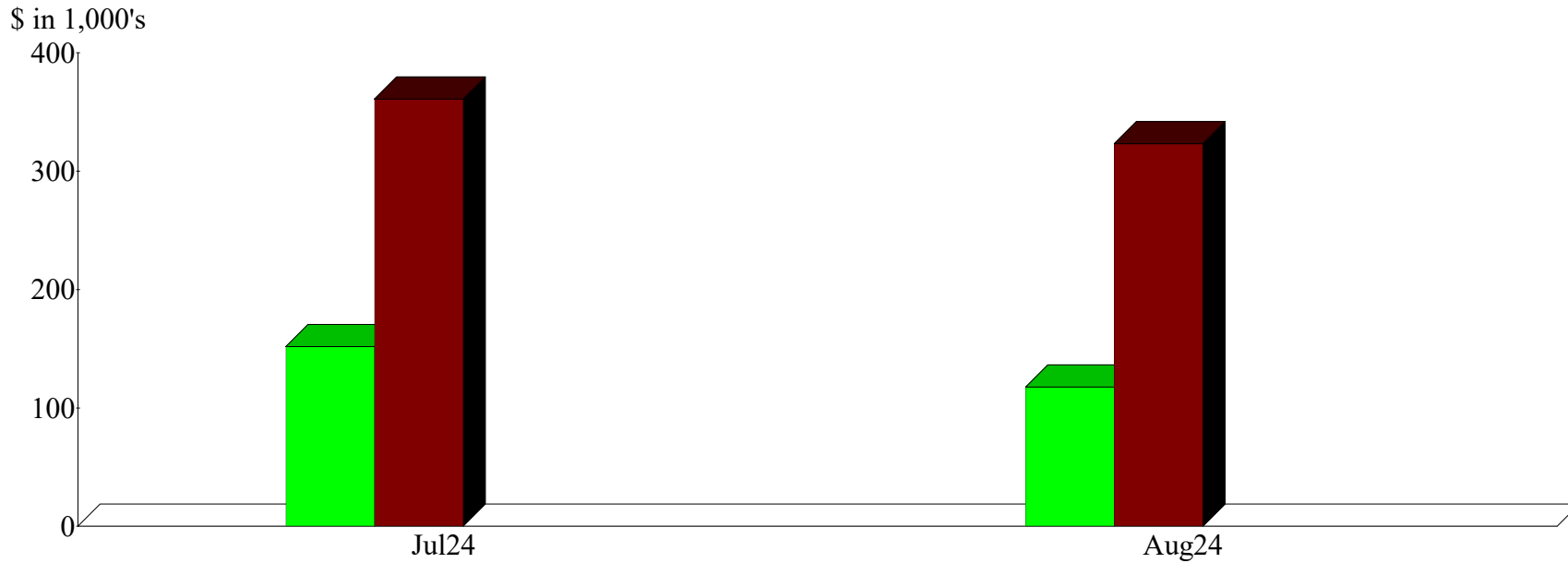
Tubac Fire District
Summary of Reconciled Cash Balances
 Period Ending 08/31/2024

	Bank of America Checking	Santa Cruz County General Fund	Bank of America Savings	Santa Cruz County Bond Account	LGIP - State Investment Account
	8/31/2024	8/31/2024	8/31/2024	8/31/2024	8/31/2024
Beginning Balance	1,057,203.00	16,220.79	448,085.57	295,022.95	4,394,499.64
Cleared Transactions					
Checks and Payments	(372,615.05)	(16,220.79)	-	(2,698.07)	-
Deposits and Credits	80,841.68	32,670.26	15.18	5,295.66	19,886.77
Total Cleared Transactions	(291,773.37)	16,449.47	15.18	2,597.59	19,886.77
Cleared Balance	765,429.63	32,670.26	448,100.75	297,620.54	4,414,386.41
Uncleared Transactions					
Checks and Payments	(3,103.91)	-	-	-	-
Deposits and Credits	-	-	-	-	-
Total Uncleared Transactions	(3,103.91)	-	-	-	-
Register Balance as of 08/31/2024	762,325.72	32,670.26	448,100.75	297,620.54	4,414,386.41

Tubac Fire District Profit & Loss Budget Performance August 2024

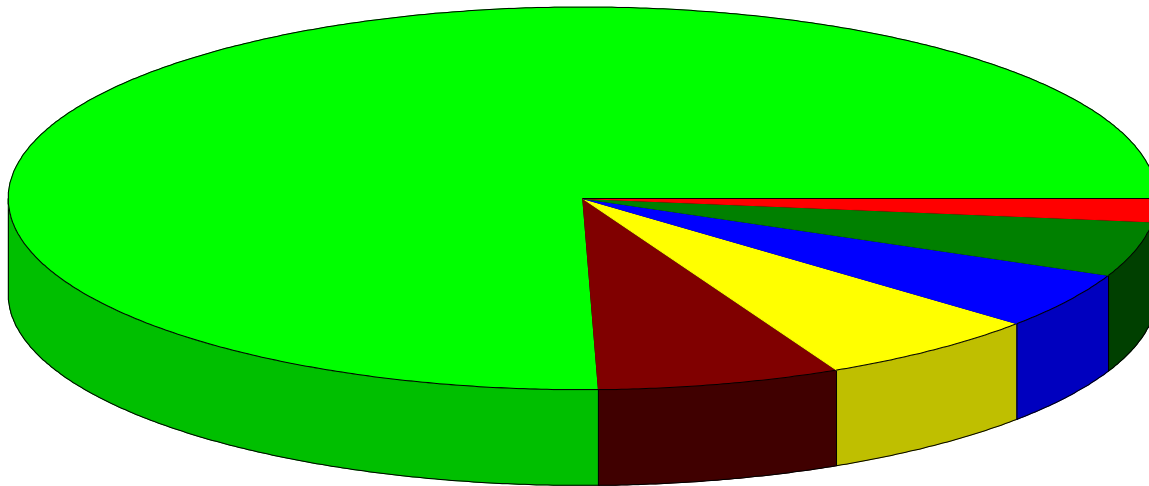
	Aug 24	Budget	\$ Over Budget	Jul - Aug 24	YTD Budget	\$ Over Budget	Annual Budget
Ordinary Income/Expense							
Income							
Tax Revenues	34,686.93	34,403.00	283.93	55,745.61	40,732.00	15,013.61	3,856,932.00
Non Tax Levy Revenue	82,857.40	128,958.00	-46,100.60	213,525.92	257,916.00	-44,390.08	3,557,440.00
Total Income	117,544.33	163,361.00	-45,816.67	269,271.53	298,648.00	-29,376.47	7,414,372.00
Gross Profit	117,544.33	163,361.00	-45,816.67	269,271.53	298,648.00	-29,376.47	7,414,372.00
Expense							
Personnel Expenses	246,073.61	273,689.00	-27,615.39	516,707.48	591,166.00	-74,458.52	3,630,817.00
Buildings & Land	16,854.08	21,888.00	-5,033.92	32,271.91	43,776.00	-11,504.09	262,650.00
Vehicles & Equipment	20,866.10	24,291.00	-3,424.90	32,940.74	48,582.00	-15,641.26	291,500.00
Communications & I.T.	12,126.30	12,811.00	-684.70	43,888.77	25,622.00	18,266.77	153,730.00
Travel & Training	4,740.11	9,458.00	-4,717.89	11,118.03	18,916.00	-7,797.97	92,500.00
Managerial Expenses	22,506.84	16,532.00	5,974.84	47,084.85	46,139.00	945.85	250,675.00
Grant Expenses	0.00	0.00	0.00	0.00	0.00	0.00	382,940.00
Total Expense	323,167.04	358,669.00	-35,501.96	684,011.78	774,201.00	-90,189.22	5,064,812.00
Net Ordinary Income	-205,622.71	-195,308.00	-10,314.71	-414,740.25	-475,553.00	60,812.75	2,349,560.00
Net Income	<u>-205,622.71</u>	<u>-195,308.00</u>	<u>-10,314.71</u>	<u>-414,740.25</u>	<u>-475,553.00</u>	<u>60,812.75</u>	<u>2,349,560.00</u>

Income and Expense by Month
July through August 2024



Expense Summary
July through August 2024

Personnel Expenses	75.54%
Managerial Expenses	6.88
Communications & I.T.	6.42
Vehicles & Equipment	4.82
Buildings & Land	4.72
Travel & Training	1.63
Total	\$684,011.78



TUBAC FIRE DISTRICT

Liabilities and Securities - FY24/25

LIABILITIES						
Description	TOTAL PRICE	CURRENT BALANCE	INTEREST RATE	FY24/25 PAYMENTS	NEXT PAYMENT	DATE OF PAYOFF
Bond Payable	\$6,795,000.00	\$1,818,836.37	2.36%	\$481,849.77	1/1/2025	7/1/2028
2024 Bond Payable	\$4,400,000.00	\$4,400,000.00	3.85%	\$104,910.42	1/1/2025	7/1/2043
Lease Payable	\$195,131.69	\$59,651.79	3.71%	\$32,134.51	2/1/2025	2/1/2026
Net Pension Liability - PSPRS		\$3,133,079.00				
F150 Lease Payable		\$15,062.24				
Totals		\$9,426,629.40		\$618,894.70		

SECURITIES				
Broker	CUSIP #	Description	Market Value	Maturity Date
		Totals	\$0.00	

☞ Net balance owed = **\$9,426,629.40**

6:40 PM

09/19/24

Accrual Basis

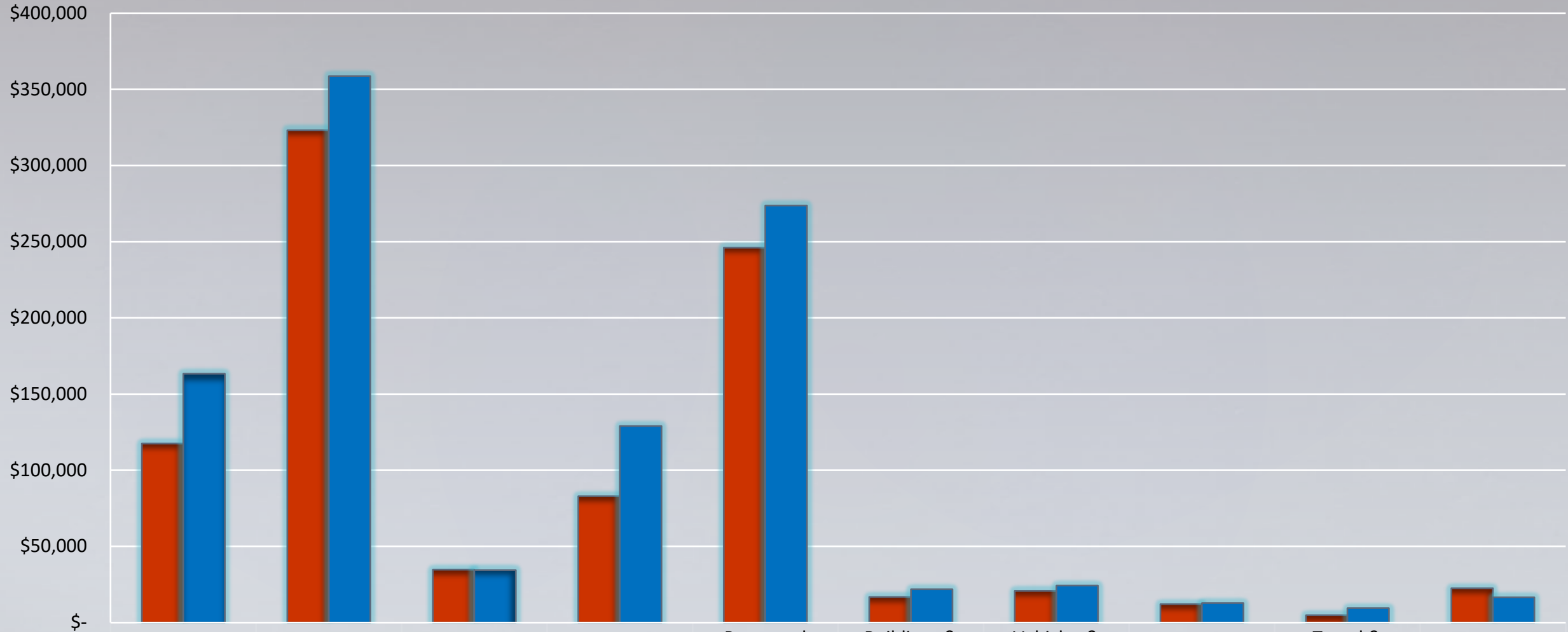
Tubac Fire District
Fleet Repairs & Maintenance
August 2024

<u>Date</u>	<u>Source Name</u>	<u>Memo</u>	<u>Amount</u>
Apparatus			
Ambulance 1053			
08/03/2024	California Tire	24575R17 Tire Mounting and Balancing	340.78
Total Ambulance 1053			340.78
Rescue 1040			
08/28/2024	MEGA WRENCH AUTOMOTIVE LLC	Oil change and replace Wiper Blades	200.00
Total Rescue 1040			200.00
Staff Vehicle 1052			
08/29/2024	JIM CLICK FORD	Oil and Filter change & Battery Replacement - ...	340.30
Total Staff Vehicle 1052			340.30
Total Apparatus			881.08
TOTAL			881.08

Tubac Fire District Station Utilities, Supplies, and Repairs & Maintenance August 2024

Date	Source Name	Memo	Amount
Stations			
Station 1			
08/07/2024	Arizona Propane	Service-Labor	145.00
08/09/2024	EPCOR	Water bill For July 2024	30.32
08/10/2024	Century Link 333219165	Monthly Fax and 911 Emergency Call Box Service	179.84
08/16/2024	Unisource Energy Services (Gas)	Gas Bill for 07/16/24 - 08/15/24 2227 E. Frontage Rd	21.38
08/16/2024	Unisource Energy Services (Electric)	2227 E. Frontage Rd 07/16/24 - 08/15/24	549.23
08/16/2024	Unisource Energy Services (Gas)	Gas Bill for 07/16/24 - 08/15/24 2227 E. Frontage Rd	21.38
08/19/2024	Direct TV - 9236	TV Current Charges for Service Period 08/18/24 - 09/17...	164.98
08/22/2024	HC Environmental	Asbestos Sampling at Station 1	1,850.00
08/30/2024	Waste Management of Tucson	Trash Service for 2239 E. Frontage Rd from 09/01/24- 0...	401.78
Total Station 1			3,363.91
Station 2			
08/01/2024	Central Alarm	Access Control Full Service, 08/01/24 - 08/31/24	60.00
08/08/2024	Terminix	Commercial Pest Control Location: 1360 W. Frontage ...	60.00
08/10/2024	Century Link 333222406	Monthly Fax Service	61.83
08/22/2024	Unisource Energy Services (Electric)	563 Camino Lito Galindo 07/22/24 - 08/21/24	1,088.96
08/22/2024	Unisource Energy Services (Electric)	455 Camino Agosto 07/22/24 - 08/21/24	217.09
08/28/2024	Direct TV - 9885	Direct TV Current Charges for Service Period 08/27/24 ...	152.99
08/30/2024	Waste Management of Tucson	Trash Service for 1360 W. Frontage Rd from 09/01/24- 0...	466.73
Total Station 2			2,107.60
Station 3			
08/03/2024	Direct TV - 0393	Direct TV Current Charges for Service Period 08/02/24 ...	179.23
08/15/2024	Liberty Utilities AZ A/C 200007327170	Water Bill 333 CAMINO JOSEFINA: 6/24/24 - 7/23/24	230.10
08/20/2024	Rio Rico Sanitation 85133	6 YRD ONCE A WEEK 09/01/24 - 09/30/24	255.00
08/23/2024	Unisource Energy Services (Electric)	333 Camino Josephina 07/23/24 - 0822/24	1,381.91
08/27/2024	Liberty Utilities AZ A/C 200007327170	Water Bill 333 CAMINO JOSEFINA: 7/24/24 - 8/23/24	245.85
Total Station 3			2,292.09
Station 4			
08/02/2024	Liberty Utilities AZ A/C 200007327188	Water Bill for 149 Ruta Camaron: 6/27/24 - 7/26/24	545.35
08/06/2024	Direct TV - 2827	Direct TV Current Charges for Service Period 08/05/24 ...	172.98
08/08/2024	Terminix	Commercial Pest Control Location: 1360 W. Frontage ...	152.00
08/26/2024	Unisource Energy Services (Electric)	149 Ruta Camaron 07/24/24 - 08/23/24	1,573.82
08/28/2024	Liberty Utilities AZ A/C 200007327188	Water Bill for 149 Ruta Camaron: 7/27/24 - 8/26/24	604.30
Total Station 4			3,048.45
Total Stations			10,812.05
TOTAL			10,812.05

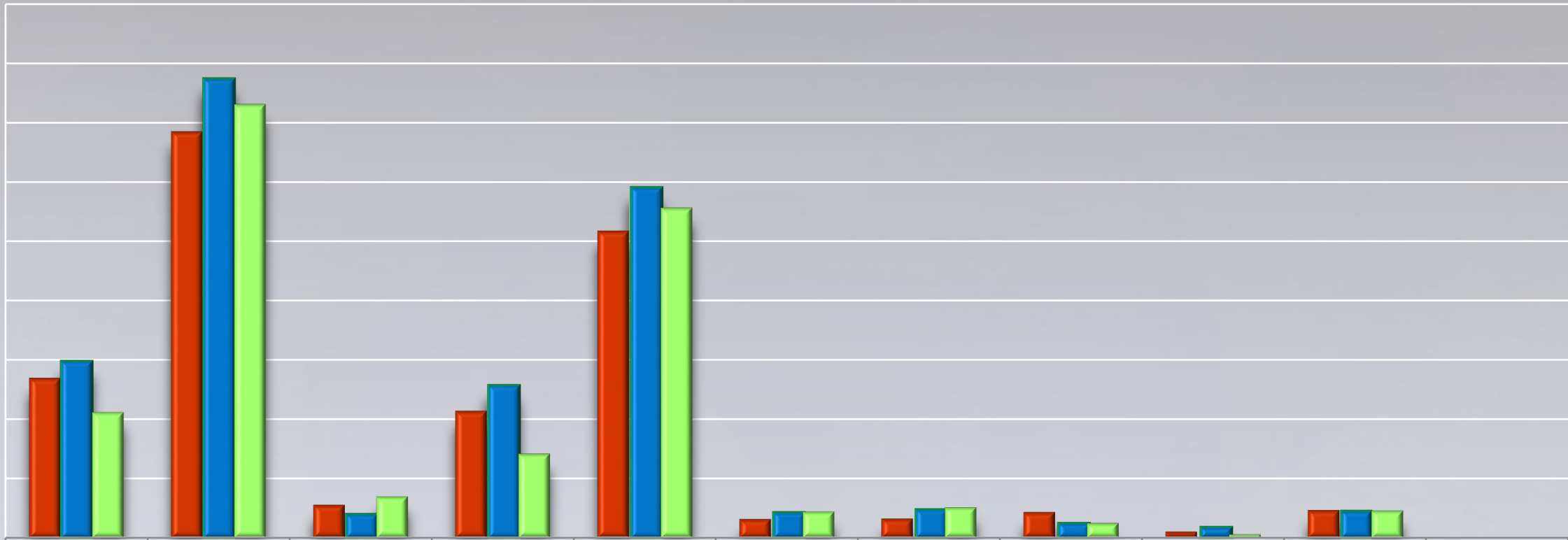
August 2024



	Total Revenue	Total Expense	Tax Levy	Non-Tax Levy	Personnel Expenses	Buildings & Land	Vehicles & Equipment	Comm & IT	Travel & Training	Managerial
Actual	\$117,544	\$323,167	\$34,687	\$82,857	\$246,074	\$16,854	\$20,866	\$12,126	\$4,740	\$22,507
Budget	\$163,361	\$358,669	\$34,403	\$128,958	\$273,689	\$21,888	\$24,291	\$12,811	\$9,458	\$16,532
Variance	(45,817)	(35,502)	284	(46,101)	(27,615)	(5,034)	(3,425)	(685)	(4,718)	5,975


Fiscal Year to Date Budget to Actual

\$900,000
 \$800,000
 \$700,000
 \$600,000
 \$500,000
 \$400,000
 \$300,000
 \$200,000
 \$100,000
 \$0



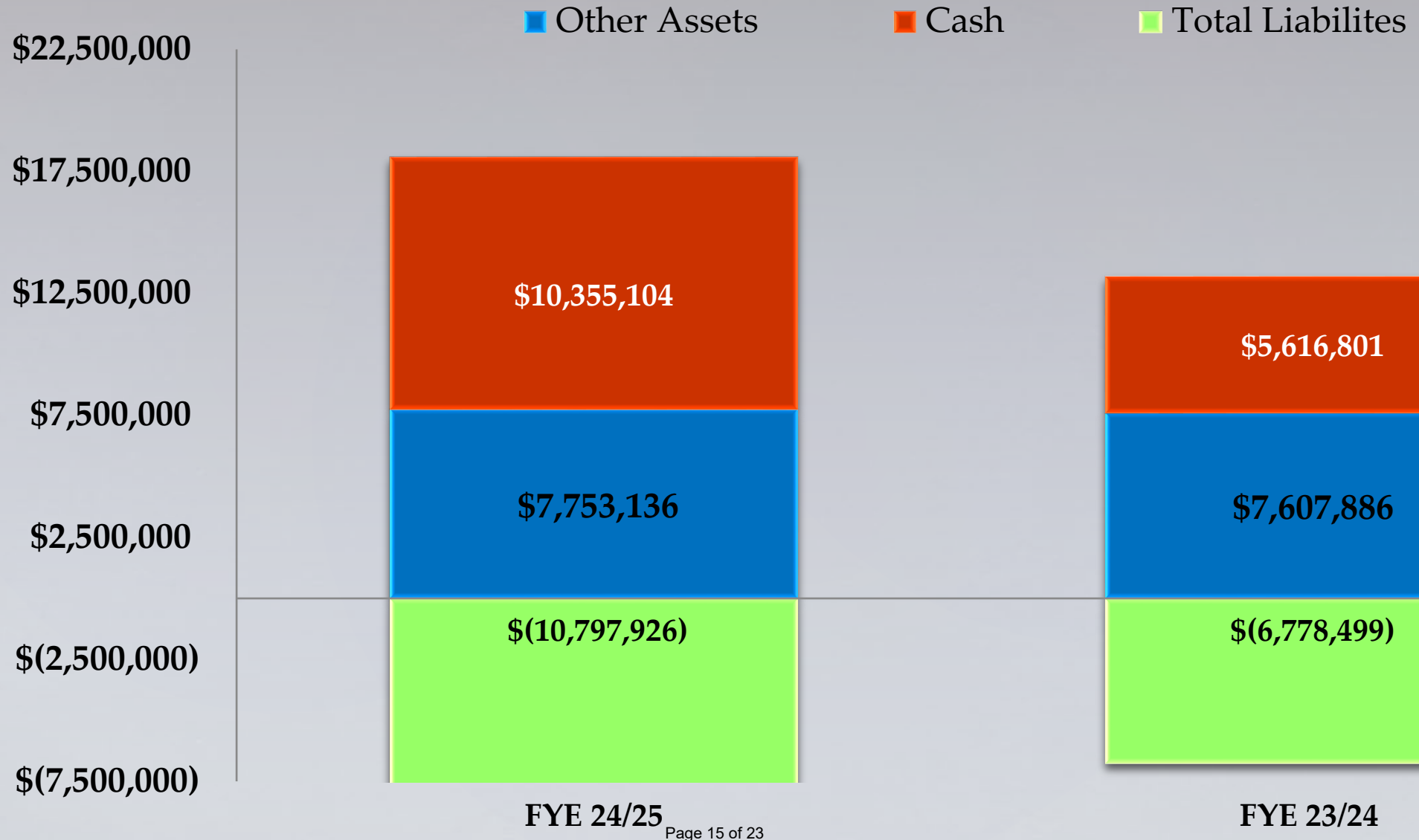
	Total Revenue	Total Expense	Tax Levy	Non-Tax Levy	Personnel Expenses	Buildings & Land	Vehicles & Equipment	Comm & IT	Travel & Training	Managerial	Grant Expenses
Actual	269,272	684,012	55,746	213,526	516,707	32,272	32,941	43,889	11,118	47,085	-
Budget	298,648	774,201	40,732	257,916	591,166	43,776	48,582	25,622	18,916	46,139	-
Prior Year	211,629	730,139	70,018	141,611	555,752	44,563	51,938	25,433	6,339	46,114	-
Budget Variance	(29,376)	(90,189)	15,014	(44,390)	(74,459)	(11,504)	(15,641)	18,267	(7,798)	946	-
% of Budget	4%	14%	1%	6%	14%	12%	11%	29%	12%	19%	0%

Percentage of Expenses Year to Date



Fire District Averages	
Personnel	81%
Operations	11%
Communications	2%
Administrative	6%

Cash Position



7:00 PM
09/19/24
Accrual Basis

Tubac Fire District
Monthly Transaction Report
August 2024

Type	Date	Num	Name	Memo	Amount	Balance
1133 · LGIP - State Investment Account						
Deposit	08/31/2024			Interest	19,886.77	19,886.77
Total 1133 · LGIP - State Investment Account					19,886.77	19,886.77
1072 · Bill.com Money Out Clearing						
Bill Pmt -...	08/01/2024	Bill.com	Century Link 333222406	https://app01...	-61.83	-61.83
Bill Pmt -...	08/01/2024	Bill.com	MattressFirm	https://app01...	-3,248.00	-3,309.83
Bill Pmt -...	08/01/2024	Bill.com	Velocity Truck centers	https://app01...	-2,267.91	-5,577.74
Bill Pmt -...	08/01/2024	Bill.com	MetLife	https://app01...	-258.59	-5,836.33
Bill Pmt -...	08/01/2024	Bill.com	Nogales Tactical LLC*	https://app01...	-565.81	-6,402.14
Bill Pmt -...	08/01/2024	Bill.com	Nogales Tactical LLC*	https://app01...	-565.83	-6,967.97
Bill Pmt -...	08/01/2024	Bill.com	Velocity Truck centers	https://app01...	-4,712.55	-11,680.52
Bill Pmt -...	08/01/2024	Bill.com	Unisource Energy Services (Elect...	https://app01...	-235.71	-11,916.23
Bill Pmt -...	08/01/2024	Bill.com	MattressFirm	https://app01...	-3,887.60	-15,803.83
Bill Pmt -...	08/01/2024	Bill.com	Unisource Energy Services (Elect...	https://app01...	-1,220.31	-17,024.14
Bill Pmt -...	08/01/2024	Bill.com	Unisource Energy Services (Elect...	https://app01...	-770.09	-17,794.23
Bill Pmt -...	08/01/2024	Bill.com	Pitney Bowes Inc.	https://app01...	-15.99	-17,810.22
Bill Pmt -...	08/01/2024	Bill.com	BUSTAMANTE REFRIGERATIO...	https://app01...	-3,000.00	-20,810.22
General J...	08/01/2024	2023-...		BILL 08/01/2...	61.83	-20,748.39
General J...	08/01/2024	2023-...		BILL 08/01/2...	22,656.68	1,908.29
Bill Pmt -...	08/05/2024	Bill.com	Great America Leasing Corp.	https://app01...	-217.68	1,690.61
Bill Pmt -...	08/05/2024	Bill.com	Bound Tree	https://app01...	-114.80	1,575.81
Bill Pmt -...	08/05/2024	Bill.com	Bound Tree	https://app01...	-369.47	1,206.34
Bill Pmt -...	08/05/2024	Bill.com	Nogales Tactical LLC*	https://app01...	-162.90	1,043.44
General J...	08/05/2024	2023-...		BILL 08/05/2...	864.85	1,908.29
Bill Pmt -...	08/07/2024	Bill.com	Nextrio, LLC	https://app01...	-4,466.00	-2,557.71
Bill Pmt -...	08/07/2024	Bill.com	Nextrio, LLC	https://app01...	-711.72	-3,269.43
Bill Pmt -...	08/07/2024	Bill.com	Nextrio, LLC	https://app01...	-88.33	-3,357.76
Bill Pmt -...	08/07/2024	Bill.com	Nextrio, LLC	https://app01...	-1,117.50	-4,475.26
General J...	08/07/2024	2023-...		BILL 08/07/2...	6,383.55	1,908.29
Bill Pmt -...	08/08/2024	Bill.com	Modular Solutions	https://app01...	-800.00	1,108.29

7:00 PM
09/19/24
Accrual Basis

Tubac Fire District
Monthly Transaction Report
August 2024

Type	Date	Num	Name	Memo	Amount	Balance
Bill Pmt -...	08/08/2024	Bill.com	Jones Ford	https://app01...	-1,003.37	104.92
Bill Pmt -...	08/08/2024	Bill.com	James Vincent Group	https://app01...	-5,950.00	-5,845.08
Bill Pmt -...	08/08/2024	Bill.com	Nogales Tactical LLC*	https://app01...	-144.43	-5,989.51
Bill Pmt -...	08/08/2024	Bill.com	Nogales Tactical LLC*	https://app01...	-144.44	-6,133.95
Bill Pmt -...	08/08/2024	Bill.com	Larry H Miller	https://app01...	-1,964.92	-8,098.87
Bill Pmt -...	08/08/2024	Bill.com	Carondelet St. Mary's Hospital P...	https://app01...	-3.78	-8,102.65
Bill Pmt -...	08/08/2024	Bill.com	Unisource Energy Services (Elect...	https://app01...	-1,384.24	-9,486.89
Bill Pmt -...	08/08/2024	Bill.com	Direct TV - 9885	https://app01...	-152.99	-9,639.88
Bill Pmt -...	08/08/2024	Bill.com	Unisource Energy Services (Elect...	https://app01...	-1,669.52	-11,309.40
Bill Pmt -...	08/08/2024	Bill.com	Streamline	https://app01...	-500.00	-11,809.40
Bill Pmt -...	08/08/2024	Bill.com	Ricardo Rodriguez*	https://app01...	-37.82	-11,847.22
Bill Pmt -...	08/08/2024	Bill.com	Empire Southwest LLC	https://app01...	-903.00	-12,750.22
Bill Pmt -...	08/08/2024	Bill.com	Waste Management of Tucson	https://app01...	-691.73	-13,441.95
Bill Pmt -...	08/08/2024	Bill.com	Applied Rite Doors & docks, Inc.	https://app01...	-390.00	-13,831.95
Bill Pmt -...	08/08/2024	Bill.com	gust rosenfeld	https://app01...	-2,160.00	-15,991.95
Bill Pmt -...	08/08/2024	Bill.com	Waste Management of Tucson	https://app01...	-255.34	-16,247.29
Bill Pmt -...	08/08/2024	Bill.com	John Schwamm	https://app01...	-600.00	-16,847.29
Bill Pmt -...	08/08/2024	Bill.com	Central Alarm	https://app01...	-60.00	-16,907.29
Bill Pmt -...	08/08/2024	Bill.com	Verizon	https://app01...	-776.31	-17,683.60
Bill Pmt -...	08/08/2024	Bill.com	Liberty Utilities AZ A/C 20000732...	https://app01...	-230.10	-17,913.70
Bill Pmt -...	08/08/2024	Bill.com	Nogales Tactical LLC*	https://app01...	-156.38	-18,070.08
General J...	08/08/2024	2023-...		BILL 08/08/2...	20,093.37	2,023.29
Bill Pmt -...	08/09/2024	Bill.com	Verizon	https://app01...	-479.24	1,544.05
General J...	08/09/2024	2023-...		BILL 08/09/2...	479.24	2,023.29
Bill Pmt -...	08/12/2024	Bill.com	United Phoenix Firefighters Chari...	https://app01...	-1,000.00	1,023.29
General J...	08/12/2024	2023-...		BILL 08/12/2...	1,000.00	2,023.29
Bill Pmt -...	08/16/2024	Bill.com	Arizona Propane	https://app01...	-145.00	1,878.29
Bill Pmt -...	08/16/2024	Bill.com	Bound Tree	https://app01...	-2,619.00	-740.71
Bill Pmt -...	08/16/2024	Bill.com	Verizon	https://app01...	-100.18	-840.89
Bill Pmt -...	08/16/2024	Bill.com	BUSTAMANTE REFRIGERATIO...	https://app01...	-1,052.16	-1,893.05
Bill Pmt -...	08/16/2024	Bill.com	Mobile Concepts Technology	https://app01...	-13,063.78	-14,956.83
Bill Pmt -...	08/16/2024	Bill.com	CenturyLink	https://app01...	-3.69	-14,960.52

7:00 PM
09/19/24
Accrual Basis

Tubac Fire District
Monthly Transaction Report
August 2024

Type	Date	Num	Name	Memo	Amount	Balance
Bill Pmt -...	08/16/2024	Bill.com	Bound Tree	https://app01...	-3,867.92	-18,828.44
Bill Pmt -...	08/16/2024	Bill.com	Liberty Utilities AZ A/C 20000732...	https://app01...	-545.35	-19,373.79
Bill Pmt -...	08/16/2024	Bill.com	Direct TV - 0393	https://app01...	-179.23	-19,553.02
Bill Pmt -...	08/16/2024	Bill.com	Linde Gas & Equipment Inc.	https://app01...	-777.15	-20,330.17
Bill Pmt -...	08/16/2024	Bill.com	Voyager Fleet Systems Inc	https://app01...	-5,544.00	-25,874.17
Bill Pmt -...	08/16/2024	Bill.com	Linde Gas & Equipment Inc.	https://app01...	-584.96	-26,459.13
Bill Pmt -...	08/16/2024	Bill.com	AKM Builders	https://app01...	-1,360.00	-27,819.13
Bill Pmt -...	08/16/2024	Bill.com	Barnett's Towing Service	https://app01...	-1,075.25	-28,894.38
Bill Pmt -...	08/16/2024	Bill.com	Direct TV - 2827	https://app01...	-172.98	-29,067.36
Bill Pmt -...	08/16/2024	Bill.com	Linde Gas & Equipment Inc.	https://app01...	-209.95	-29,277.31
Bill Pmt -...	08/16/2024	Bill.com	Barnett's Towing Service	https://app01...	-281.25	-29,558.56
Bill Pmt -...	08/16/2024	Bill.com	Nogales Tactical LLC*	https://app01...	-185.70	-29,744.26
General J...	08/16/2024	2023-...		BILL 08/16/2...	31,581.85	1,837.59
General J...	08/16/2024	2023-...		BILL 08/16/2...	185.70	2,023.29
Bill Pmt -...	08/23/2024	Bill.com	Teleflex LLC	https://app01...	-2,142.17	-118.88
Bill Pmt -...	08/23/2024	Bill.com	Nogales - Santa Cruz Cnty. Cha...	https://app01...	-200.00	-318.88
Bill Pmt -...	08/23/2024	Bill.com	AT&T Mobility	https://app01...	-10,430.18	-10,749.06
Bill Pmt -...	08/23/2024	Bill.com	Human Resource Strategies	https://app01...	-500.00	-11,249.06
Bill Pmt -...	08/23/2024	Bill.com	Unisource Energy Services (Gas)	https://app01...	-21.38	-11,270.44
Bill Pmt -...	08/23/2024	Bill.com	Unisource Energy Services (Elect...	https://app01...	-549.23	-11,819.67
Bill Pmt -...	08/23/2024	Bill.com	Rio Rico Sanitation 85133	https://app01...	-255.00	-12,074.67
Bill Pmt -...	08/23/2024	Bill.com	AT&T Mobility	https://app01...	-1,652.14	-13,726.81
Bill Pmt -...	08/23/2024	Bill.com	Unisource Energy Services (Gas)	https://app01...	-21.38	-13,748.19
Bill Pmt -...	08/23/2024	Bill.com	Liberty Utilities AZ A/C 20000732...	https://app01...	-317.18	-14,065.37
Bill Pmt -...	08/23/2024	Bill.com	Terminix	https://app01...	-152.00	-14,217.37
Bill Pmt -...	08/23/2024	Bill.com	Image Trend, Inc	https://app01...	-4,450.55	-18,667.92
Bill Pmt -...	08/23/2024	Bill.com	Terminix	https://app01...	-60.00	-18,727.92
Bill Pmt -...	08/23/2024	Bill.com	Rio Rico Sanitation 84863	https://app01...	-255.00	-18,982.92
Bill Pmt -...	08/23/2024	Bill.com	The Mahoney Group	https://app01...	-11,259.00	-30,241.92
Bill Pmt -...	08/23/2024	Bill.com	Empire Southwest LLC	https://app01...	-13.55	-30,255.47
Bill Pmt -...	08/23/2024	Bill.com	EPCOR	https://app01...	-30.32	-30,285.79
General J...	08/23/2024	2024-...		BILL 08/23/2...	32,309.08	2,023.29

7:00 PM
09/19/24
Accrual Basis

Tubac Fire District
Monthly Transaction Report
August 2024

Type	Date	Num	Name	Memo	Amount	Balance
Bill Pmt -...	08/30/2024	Bill.com	HC Environmental	https://app01...	-1,850.00	173.29
General J...	08/30/2024	2024-...		BILL 08/30/2...	1,850.00	2,023.29
General J...	08/31/2024	2024-...		To correct cl...	-2,023.29	0.00
Total 1072 · Bill.com Money Out Clearing					0.00	0.00
1127 · Cash with County Treasurer						
Deposit	08/19/2024			July 2024 TO...	-16,220.79	-16,220.79
General J...	08/30/2024	2024-...		to record pro...	32,643.14	16,422.35
Deposit	08/31/2024			Interest	27.12	16,449.47
Total 1127 · Cash with County Treasurer					16,449.47	16,449.47
1129 · Operational						
Deposit	08/01/2024			Deposit	182.70	182.70
General J...	08/01/2024	2023-...		BILL 08/01/2...	-61.83	120.87
General J...	08/01/2024	2023-...		BILL 08/01/2...	-22,656.68	-22,535.81
Check	08/02/2024	ACH	PUBLIC SAFETY PERSONAL R...	Pay Period ...	-21,280.37	-43,816.18
Check	08/02/2024	ACH	Nationwide Retirement Solutions	Pay Period ...	-1,217.69	-45,033.87
Check	08/02/2024	ACH	Nationwide Retirement Solutions	Pay Period ...	-2,024.48	-47,058.35
Deposit	08/02/2024			Deposit	3,547.99	-43,510.36
Check	08/02/2024	ACH	Aetna	August 2024...	-9,209.12	-52,719.48
Deposit	08/05/2024			Deposit	534.20	-52,185.28
General J...	08/05/2024	2023-...		BILL 08/05/2...	-864.85	-53,050.13
Deposit	08/06/2024			Deposit	459.94	-52,590.19
Check	08/06/2024	EFT	Bill.com		-221.63	-52,811.82
Check	08/07/2024	26073	Security Benefit	Pay Period ...	-75.00	-52,886.82
Check	08/07/2024	26074	Green Valley F.F.A.	Pay Period ...	-324.00	-53,210.82
Deposit	08/07/2024			Deposit	6,847.92	-46,362.90
Deposit	08/07/2024			Deposit	4,846.20	-41,516.70
General J...	08/07/2024	2023-...		BILL 08/07/2...	-6,383.55	-47,900.25
Deposit	08/07/2024			Interest	38.61	-47,861.64
Deposit	08/08/2024			Deposit	100.00	-47,761.64

7:00 PM
 09/19/24
 Accrual Basis

Tubac Fire District
Monthly Transaction Report
 August 2024

Type	Date	Num	Name	Memo	Amount	Balance
Deposit	08/08/2024			Deposit	2,275.12	-45,486.52
General J...	08/08/2024	2023-...		BILL 08/08/2...	-20,093.37	-65,579.89
Check	08/09/2024	ACH	Nationwide Retirement Solutions	Pay Period ...	-2,369.88	-67,949.77
Check	08/09/2024	ACH	Nationwide Retirement Solutions	Pay Period ...	-1,217.69	-69,167.46
General J...	08/09/2024	2023-...		BILL 08/09/2...	-479.24	-69,646.70
General J...	08/09/2024	2024-...			-79,647.09	-149,293.79
General J...	08/09/2024	2024-...			-748.09	-150,041.88
General J...	08/09/2024	2024-...			-15,199.66	-165,241.54
General J...	08/09/2024	2024-...			-433.00	-165,674.54
General J...	08/09/2024	2024-...			-772.30	-166,446.84
Deposit	08/12/2024			Deposit	1,683.80	-164,763.04
Deposit	08/12/2024			Deposit	585.88	-164,177.16
Deposit	08/12/2024			Deposit	150.00	-164,027.16
Deposit	08/12/2024			Deposit	1,790.96	-162,236.20
General J...	08/12/2024	2023-...		BILL 08/12/2...	-1,000.00	-163,236.20
Check	08/13/2024	ACH	PUBLIC SAFETY PERSONAL R...	Pay Period ...	-24,464.14	-187,700.34
Deposit	08/13/2024			Deposit	364.06	-187,336.28
Deposit	08/14/2024			Deposit	7,213.31	-180,122.97
Deposit	08/14/2024			Deposit	1,261.98	-178,860.99
Check	08/15/2024	26075	Humana Inc.	Overpaymen...	-698.36	-179,559.35
Deposit	08/15/2024			Deposit	2,931.69	-176,627.66
Deposit	08/15/2024			Deposit	1,403.25	-175,224.41
Deposit	08/15/2024			Deposit	712.46	-174,511.95
General J...	08/15/2024	2024-...		FDMS	-42.93	-174,554.88
Check	08/15/2024	EFT			-13,950.72	-188,505.60
General J...	08/16/2024	2023-...		BILL 08/16/2...	-31,581.85	-220,087.45
General J...	08/16/2024	2023-...		BILL 08/16/2...	-185.70	-220,273.15
Deposit	08/16/2024			Deposit	1,380.66	-218,892.49
Deposit	08/19/2024			Deposit	409.68	-218,482.81
Check	08/19/2024	ACH	Aflac	Billing Perio...	-247.92	-218,730.73
Deposit	08/19/2024			Deposit	20,814.10	-197,916.63
Check	08/19/2024	ACH	Health Equity	August 2024...	-17.50	-197,934.13

7:00 PM
 09/19/24
 Accrual Basis

Tubac Fire District
Monthly Transaction Report
 August 2024

Type	Date	Num	Name	Memo	Amount	Balance
Deposit	08/19/2024			Deposit	4,673.90	-193,260.23
Deposit	08/21/2024			Deposit	290.00	-192,970.23
Deposit	08/23/2024			Deposit	2,820.86	-190,149.37
General J...	08/23/2024	2024-...		BILL 08/23/2...	-32,309.08	-222,458.45
Deposit	08/23/2024			Deposit	300.00	-222,158.45
Deposit	08/23/2024			Deposit	157.45	-222,001.00
General J...	08/23/2024	2024-...			-61,773.78	-283,774.78
General J...	08/23/2024	2024-...			-748.09	-284,522.87
General J...	08/23/2024	2024-...			-11,187.75	-295,710.62
General J...	08/23/2024	2024-...			-420.70	-296,131.32
General J...	08/23/2024	2024-...			-6,950.30	-303,081.62
Check	08/26/2024	26076	Security Benefit	Pay Period ...	-75.00	-303,156.62
Check	08/26/2024	26077	Green Valley F.F.A.	Pay Period ...	-306.00	-303,462.62
Deposit	08/26/2024			Deposit	1,418.80	-302,043.82
Deposit	08/26/2024			Deposit	45.00	-301,998.82
Deposit	08/26/2024			Deposit	1,435.44	-300,563.38
Deposit	08/27/2024			Deposit	60.00	-300,503.38
Deposit	08/27/2024			Deposit	40.00	-300,463.38
Deposit	08/28/2024			Deposit	1,448.13	-299,015.25
Deposit	08/28/2024			Deposit	5,594.03	-293,421.22
Check	08/29/2024	26078	Acevedo, Alan	VOID: State ...	0.00	-293,421.22
Check	08/29/2024	26079	Acevedo, Alan	State Pensio...	-204.45	-293,625.67
Check	08/29/2024	26080	Parra, CHristopher	State Pensio...	-208.51	-293,834.18
Check	08/29/2024	26081	Dominguez, Daniel	PSPRS Rei...	-155.71	-293,989.89
Deposit	08/30/2024			Deposit	710.92	-293,278.97
Deposit	08/30/2024			Deposit	2,312.64	-290,966.33
General J...	08/30/2024	2024-...		BILL 08/30/2...	-1,850.00	-292,816.33
Total 1129 · Operational					-292,816.33	-292,816.33

7:00 PM
 09/19/24
 Accrual Basis









Tubac Fire District
Monthly Transaction Report
 August 2024

Type	Date	Num	Name	Memo	Amount	Balance
1130 · Savings Acct.						
Deposit	08/28/2024			Interest	15.18	15.18
Total 1130 · Savings Acct.					15.18	15.18
1131 · Bond Account						
General J...	08/30/2024	2024-...		to record pro...	4,741.86	4,741.86
General J...	08/30/2024	2024-...		to record bo...	-2,698.07	2,043.79
Deposit	08/31/2024			Interest	553.80	2,597.59
Total 1131 · Bond Account					2,597.59	2,597.59
TOTAL					-253,867.32	-253,867.32

Tubac Fire District

Twelve-Month Cash Flow

Fiscal Year
Begins: Jul-24

	Beginning	Jul-24	Aug-24	Sep-24	Oct-24	Nov-24	Dec-24	Jan-25	Feb-25	Mar-25	Apr-25	May-25	Jun-25	Monthly Average	Overview
Cash Summary															
Cash on Hand <small>(beginning of month)</small>	7,126,388	10,909,607	10,608,971	10,355,104	10,299,707	11,063,288	11,698,954	12,045,695	12,064,278	12,115,717	12,162,303	12,799,893	12,842,389	11,580,492	
Cash Available (on hand + receipts, before cash out)	7,957,332	11,065,943	10,747,681	10,697,615	11,481,043	12,147,599	12,448,307	12,482,483	12,486,705	12,533,468	13,228,315	13,333,320	13,506,486	12,179,914	
Cash Position (end of month)	10,909,607	10,608,971	10,355,104	10,299,707	11,063,288	11,698,954	12,045,695	12,064,278	12,115,717	12,162,303	12,799,893	12,842,389	10,693,157	11,562,455	
Line of Credit Available	1,000,000	1,000,000	1,000,000	1,000,000	1,000,000	1,000,000	1,000,000	1,000,000	1,000,000	1,000,000	1,000,000	1,000,000	1,000,000		
Cash Receipts															
Tax Levy Revenue		21,059	34,687	16,892	914,049	817,024	482,067	169,501	155,140	150,464	740,393	207,807	148,133	321,435	
Other Cash Inflows		135,277	104,023	325,620	267,287	267,287	267,287	267,287	267,287	267,287	325,620	325,620	515,965	277,987	
Line of Credit		0	0	0	0	0	0	0	0	0	0	0	0	0	*****
Total Cash Receipts		156,336	138,710	342,512	1,181,336	1,084,311	749,354	436,788	422,427	417,751	1,066,013	533,427	664,098	599,422	
Cash Paid Out															
Disbursements		456,972	392,577	397,908	417,755	448,645	402,612	418,205	370,988	371,165	428,422	490,931	2,813,329	617,459	
Repayment of LOC		0	0	0	0	0	0	0	0	0	0	0	0	0	*****
Total Cash Paid Out		456,972	392,577	397,908	417,755	448,645	402,612	418,205	370,988	371,165	428,422	490,931	2,813,329	617,459	
		(Actual)	(Actual)	(Budget)	(Budget)	(Budget)	(Budget)	(Budget)	(Budget)	(Budget)	(Budget)	(Budget)	(Budget)		