

Tubac Fire District

2227 E I-19 Frontage Rd
Tubac, AZ 85646
520.398.2255



Monthly Financial Report – February 2023

Attached are the following for your information and review:

1. Balance Sheet as of February 28, 2023.
2. Summary of Reconciled Cash Balances as of February 28, 2023.
3. Income Statement of Revenues and Expenditures for February 2023 including budget to actual and year-to-date balances.
4. Income vs. Expenses Graph for February 2023.
5. Fixed Asset Additions and Disposals for FY 22/23.
6. Liabilities & Securities for FY 22/23.
7. Fleet Repairs & Maintenance Expenses.
8. Station Utilities, Supplies, and Repairs & Maintenance Expenses.
9. Board Presentation.
10. Monthly Disbursement Report.
11. 12-Month Cash Flow.

Key points:

- Total Revenue for February is \$128,509 which is \$52,788 under budget.
- Santa Cruz County Revenue for February is \$85,189, which is under budget by \$37,399.
- Non-Levy Revenue is \$43,320 which is under budget by \$15,389, driven by lower than anticipated EMS revenue.
- Operating Expenses for February totaled \$336,239 which is over budget by \$33,499.
 - Personnel Expenses are over budget by \$30,973, driven by increase in OT.
- YTD Total Revenue is \$3,202,745 which is \$188,285 over budget.
 - Property Tax revenues is \$217,170 over budget.
- YTD Operating Expense is \$2,511,852 which is \$58,425 under budget.
- Cash balance as of February 2023 is \$6,466,591, which is up \$378,978 from last year.

Please contact the Finance Director for any questions or concerns regarding this report.

This report and the attached detail reports have been reviewed and approved by the Fire Board.

Board Clerk

Date

Tubac Fire District
Balance Sheet
As of February 28, 2023

	Feb 28, 23	Feb 28, 22	\$ Change
ASSETS			
Current Assets			
Checking/Savings			
1072 · Bill.com Money Out Clearing	0.00	60.48	-60.48
1127 · Cash with County Treasurer	73,199.92	68,304.97	4,894.95
1129 · Operational	1,167,715.39	821,633.33	346,082.06
1130 · Savings Acct.	4,646,901.93	4,645,044.25	1,857.68
1131 · Bond Account	578,773.31	552,569.37	26,203.94
Total Checking/Savings	6,466,590.55	6,087,612.40	378,978.15
Accounts Receivable			
1245 · Property Tax Receivable	276,237.05	259,233.56	17,003.49
1205 · Other Receivables	17,883.15	18,403.15	-520.00
1250 · Ambulance Receivable	287,977.57	231,067.84	56,909.73
1251 · Allowance for Ambulance Receiv	-177,869.25	-122,808.05	-55,061.20
Total Accounts Receivable	404,228.52	385,896.50	18,332.02
Other Current Assets			
1732 · Right to Use Vehicles	59,505.76	0.00	59,505.76
1737 · Right to Use Amortization	-17,039.00	0.00	-17,039.00
1270 · Lease Receivable	232,881.00	0.00	232,881.00
1400 · Prepaid Expense	17,377.20	18,867.64	-1,490.44
Total Other Current Assets	292,724.96	18,867.64	273,857.32
Total Current Assets	7,163,544.03	6,492,376.54	671,167.49
Fixed Assets			
1711 · Land - Non-depreciable	257,352.00	257,352.00	0.00
1745 · AD - Equipment	-1,578,828.38	-1,463,958.27	-114,870.11
1735 · AD - Vehicles	-2,568,969.10	-2,468,893.19	-100,075.91
1725 · AD - Building	-2,060,113.30	-1,906,332.71	-153,780.59
1730 · Vehicles	3,060,712.36	3,159,888.64	-99,176.28
1740 · Equipment	1,987,714.61	1,964,483.53	23,231.08
1720 · Buildings & Improvements	6,139,995.78	6,130,365.78	9,630.00
Total Fixed Assets	5,237,863.97	5,672,905.78	-435,041.81

Tubac Fire District
Balance Sheet
As of February 28, 2023

	Feb 28, 23	Feb 28, 22	\$ Change
Other Assets			
1960 · Risk Pool Capitalization	25,881.50	10,669.25	15,212.25
1958 · Net PSPRS OPEB Asset TR 3	2,771.00	967.00	1,804.00
1957 · Net Pension Asset PSPRS TR3	30,542.00	0.00	30,542.00
1918 · Deferred Outflow PSPRS OPEB TR3	172.00	233.00	-61.00
1917 · Deferred Outflows PSPRS TR 3	93,368.00	68,709.00	24,659.00
1956 · Net OPEB Asset	196,597.00	116,047.00	80,550.00
1916 · Deferred outflow - PSPRS OPEB	1,130.00	15,462.00	-14,332.00
1915 · Deferred outflows - PSPRS	1,338,630.00	1,718,820.00	-380,190.00
Total Other Assets	1,689,091.50	1,930,907.25	-241,815.75
TOTAL ASSETS	14,090,499.50	14,096,189.57	-5,690.07
LIABILITIES & EQUITY			
Liabilities			
Current Liabilities			
Accounts Payable			
2000 · Accounts Payable	30,872.37	40,653.72	-9,781.35
Total Accounts Payable	30,872.37	40,653.72	-9,781.35
Credit Cards			
2010 · Bank of America Credit Card	1,292.25	783.23	509.02
Total Credit Cards	1,292.25	783.23	509.02
Other Current Liabilities			
2070 · Deferred Inflows - Leases	228,480.00	0.00	228,480.00
2359 · Net Pension Liab - Tier 3 PSPRS	0.00	952.00	-952.00
2316 · Deferred Inflows - PSPRS OPEB	122,692.00	84,556.00	38,136.00
2318 · Deferred Inflows PSPRS OPEB TR3	798.00	111.00	687.00
2317 · Deferred Inflows PSPRS TR3	22,681.00	1,122.00	21,559.00
2230 · Accrued Interest	1,815.53	2,628.78	-813.25
2030 · Compensated Absences Payable	129,889.40	113,296.86	16,592.54
2020 · Accrued Wages	21,722.67	107,632.68	-85,910.01
2315 · Deferred Inflows - PSPRS	1,151,232.00	447,048.00	704,184.00
2100 · Payroll Liabilities			
2127 · Union Dues Payable	0.00	450.00	-450.00
2128 · Health Insurance/Vision Ins.	5,587.79	7,668.45	-2,080.66
2100 · Payroll Liabilities - Other	4,941.17	22,235.54	-17,294.37
Total 2100 · Payroll Liabilities	10,528.96	30,353.99	-19,825.03
Total Other Current Liabilities	1,689,839.56	787,701.31	902,138.25
Total Current Liabilities	1,722,004.18	829,138.26	892,865.92

5:01 PM

03/16/23

Accrual Basis

**Tubac Fire District
Balance Sheet
As of February 28, 2023**

	<u>Feb 28, 23</u>	<u>Feb 28, 22</u>	<u>\$ Change</u>
Long Term Liabilities			
2335 · F150 Leases Payable	38,004.68	42,004.68	-4,000.00
2330 · Ambulance Lease Payable	88,502.84	116,321.83	-27,818.99
2355 · Net Pension Liability - PSPRS	2,382,923.00	3,427,245.00	-1,044,322.00
2320 · Bond Payable	2,666,560.72	3,075,821.11	-409,260.39
Total Long Term Liabilities	<u>5,175,991.24</u>	<u>6,661,392.62</u>	<u>-1,485,401.38</u>
Total Liabilities	<u>6,897,995.42</u>	<u>7,490,530.88</u>	<u>-592,535.46</u>
Equity			
3001 · Unrestricted	4,294,884.50	4,023,463.60	271,420.90
3510 · Restricted	-79,899.00	-79,899.00	0.00
3530 · Net Investment in Capital Asset	2,318,091.00	2,318,091.00	0.00
Net Income	659,427.58	344,003.09	315,424.49
Total Equity	<u>7,192,504.08</u>	<u>6,605,658.69</u>	<u>586,845.39</u>
TOTAL LIABILITIES & EQUITY	<u>14,090,499.50</u>	<u>14,096,189.57</u>	<u>-5,690.07</u>

Tubac Fire District
Summary of Reconciled Cash Balances

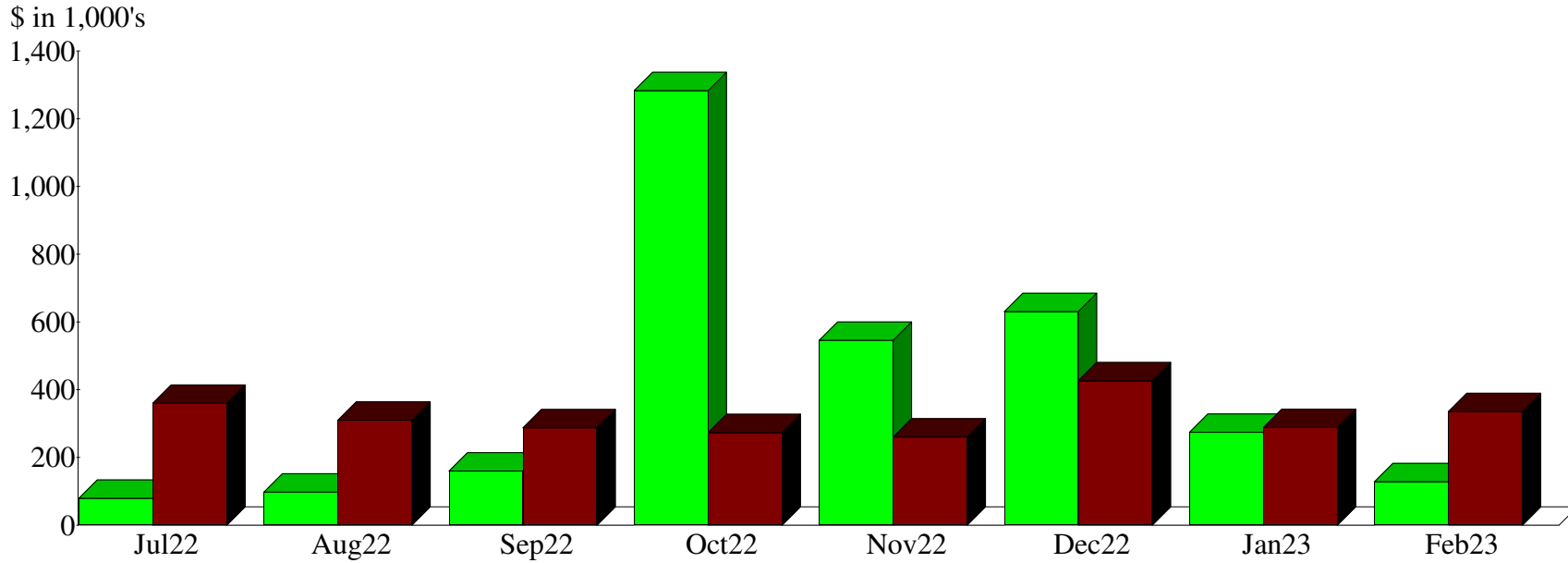
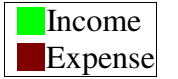
Period Ending
02/28/2023

	Bank of America Checking 2/28/2023	Santa Cruz County General Fund 2/28/2023	Bank of America Savings 2/28/2023	Santa Cruz County Bond Account 2/28/2023
Beginning Balance	1,267,408.69	186,539.18	4,646,759.36	566,090.22
Cleared Transactions				
Checks and Payments	(325,643.52)	(186,539.18)	-	-
Deposits and Credits	229,388.10	73,199.92	142.57	12,683.09
Total Cleared Transactions	(96,255.42)	(113,339.26)	142.57	12,683.09
Cleared Balance	1,171,153.27	73,199.92	4,646,901.93	578,773.31
Uncleared Transactions				
Checks and Payments	(3,512.88)	-	-	-
Deposits and Credits	75.00	-	-	-
Total Uncleared Transactions	(3,437.88)	-	-	-
Register Balance as of 02/28/2023	1,167,715.39	73,199.92	4,646,901.93	578,773.31

Tubac Fire District
Profit & Loss Budget Performance
 February 2023

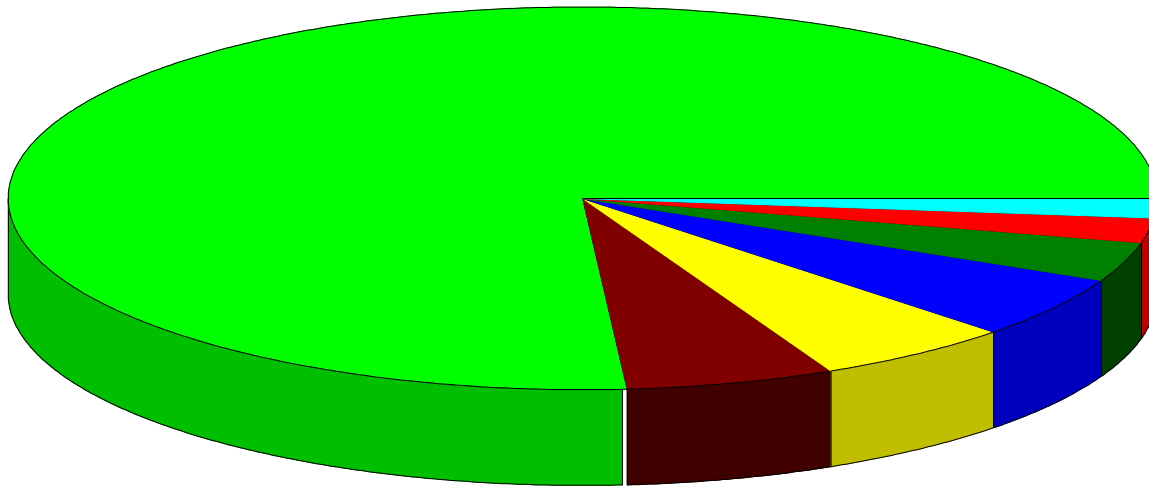
	Feb 23	Budget	\$ Over Budget	Jul '22 - Feb 23	YTD Budget	\$ Over Budget	Annual Budget
Ordinary Income/Expense							
Income							
Tax Revenues	85,188.73	122,588.00	-37,399.27	2,586,959.01	2,369,789.00	217,170.01	3,545,370.00
Non Tax Levy Revenue	43,320.15	58,709.00	-15,388.85	615,785.94	644,671.00	-28,885.06	1,054,500.00
Total Income	128,508.88	181,297.00	-52,788.12	3,202,744.95	3,014,460.00	188,284.95	4,599,870.00
Gross Profit	128,508.88	181,297.00	-52,788.12	3,202,744.95	3,014,460.00	188,284.95	4,599,870.00
Expense							
Personnel Expenses	270,283.28	239,310.00	30,973.28	1,938,909.02	1,950,445.00	-11,535.98	3,101,096.00
Buildings & Land	18,608.58	21,217.00	-2,608.42	137,107.26	169,736.00	-32,628.74	254,600.00
Vehicles & Equipment	14,496.02	20,329.00	-5,832.98	143,602.22	170,094.00	-26,491.78	251,400.00
Communications & I.T.	14,090.27	8,129.00	5,961.27	85,875.81	87,162.00	-1,286.19	121,000.00
Travel & Training	1,950.81	2,584.00	-633.19	52,995.58	46,822.00	6,173.58	69,300.00
Managerial Expenses	16,810.44	11,171.00	5,639.44	153,362.06	146,018.00	7,344.06	201,350.00
Total Expense	336,239.40	302,740.00	33,499.40	2,511,851.95	2,570,277.00	-58,425.05	3,998,746.00
Net Ordinary Income	-207,730.52	-121,443.00	-86,287.52	690,893.00	444,183.00	246,710.00	601,124.00
Other Income/Expense							
Other Expense							
8010 - Bond Interest	0.00	0.00	0.00	31,465.42	31,466.00	-0.58	62,931.00
Total Other Expense	0.00	0.00	0.00	31,465.42	31,466.00	-0.58	62,931.00
Net Other Income	0.00	0.00	0.00	-31,465.42	-31,466.00	0.58	-62,931.00
Net Income	-207,730.52	-121,443.00	-86,287.52	659,427.58	412,717.00	246,710.58	538,193.00

Income and Expense by Month
July 2022 through February 2023



Expense Summary
July 2022 through February 2023

Personnel Expenses	76.24%
Managerial Expenses	6.03
Vehicles & Equipment	5.65
Buildings & Land	5.39
Communications & I.T.	3.38
Travel & Training	2.08
8010 - Bond Interest	1.24
Total	\$2,543,317.37



By Account

Tubac Fire District
Fixed Assets Additions and Disposals

Recorded in fixed asset accounts:

Account Number	Account name	Addition/(Disposal) Amount	Description of Asset
1720	Building & Improvements		
1730	Vehicles	\$ (6,517.00)	Sale of Unit#1033
1730	Vehicles	\$ (7,680.75)	Sale of Unit#1039
1740	Equipment		
TOTALS		\$ (14,197.75)	

Prepared

3/16/2023 JVG, Finance Director.

TUBAC FIRE DISTRICT
Liabilities and Securities - FY22/23

LIABILITIES						
Description	TOTAL PRICE	CURRENT BALANCE	INTEREST RATE	FY22/23 PAYMENTS	NEXT PAYMENT	DATE OF PAYOFF
Bond	\$6,795,000.00	\$2,666,560.72	2.36%	\$31,465.42	7/1/2023	7/1/2028
Lease Payable	\$195,131.69	\$88,502.84	3.71%	\$32,134.52	2/1/2024	2/1/2026
Net Pension Liability - PSPRS		\$2,382,923.00				
F150 Lease Payable		\$38,004.68				
Totals		\$5,175,991.24		\$63,599.94		

SECURITIES				
Broker	CUSIP #	Description	Market Value	Maturity Date
		Totals	\$0.00	

☞ Net balance owed = **\$5,175,991.24**

5:03 PM

03/16/23

Accrual Basis

Tubac Fire District
Fleet Repairs & Maintenance
February 2023

<u>Date</u>	<u>Source Name</u>	<u>Memo</u>	<u>Amount</u>
Ambulance 1055			
02/06/2023	Purcell Western States Tire	1 New Tire Mounted and Dimounted Balanced and Valve ...	433.31
02/17/2023	Pilot	Diesel 3 blue def. Unit# 1055	86.31
Total Ambulance 1055			519.62
Apparatus			
Staff Vehicle 1052			
02/17/2023	Northwest Auto Glass Inc.	Replaced Windshield on unit 1052	583.63
Total Staff Vehicle 1052			583.63
Total Apparatus			583.63
TOTAL			1,103.25

5:03 PM

03/16/23

Accrual Basis

Tubac Fire District Station Utilities, Supplies, and Repairs & Maintenance February 2023

Date	Source Name	Memo	Amount
Stations			
Station 1			
02/01/2023	Prudential Overall Supply	Mats Laundry Bags White Massage Towels for Station 1	43.48
02/01/2023	Linde 3502	Med High pressure 50cf and Med High Pressure 12/20/22 - 01/31/23	759.37
02/02/2023	Terminix	Pest Control for Station 1	60.00
02/07/2023	Big 5 Sporting Goods	Ice Chest for Station 1	168.32
02/07/2023	Safeway	Water for Station 1	52.96
02/08/2023	Tubac Market	Supplies for Festival	15.30
02/08/2023	Prudential Overall Supply	Mats Laundry Bags White Massage Towels for Station 1	43.48
02/09/2023	EPCOR	Water bill for station 1 01/09/23 - 02/07/23	53.34
02/10/2023	Century Link 326B	Internet Feb 2023	162.12
02/15/2023	Prudential Overall Supply	Mats Laundry Bags White Massage Towels for Station 1	43.48
02/16/2023	Unisource Energy Services (Gas)	2227 E. Frontage Rd 01/17/23 - 02/15/23	26.29
02/16/2023	Unisource Energy Services (Electric)	2227 E. Frontage Rd 01/17/23 - 02/15/23	405.48
02/16/2023	Unisource Energy Services (Gas)	2227 E. Frontage Rd 01/17/23 - 02/15/23	129.12
02/17/2023	Empire Southwest, LLC	Maintenance and repairs to generator at Station 1 Labor \$1,158.75 Parts ...	1,247.84
02/19/2023	Direct TV - 9236	TV for period 01/18/23 - 02/17/23	154.98
02/20/2023	Simply Bits, LLC	Account #: CA24339 Host VoIP bundle and VoIP Service	873.40
02/22/2023	Prudential Overall Supply	Mats Laundry Bags White Massage Towels for Station 1	43.48
02/28/2023	Waste Management of Tucson	Trash Service for Station #1 03/01/23 - 03/31/23	249.40
02/28/2023	Linde 3502	Med High pressure 50cf and Med High Pressure 01/20/23 - 02/20/23	1,191.48
Total Station 1			5,723.32
Station 2			
02/01/2023	Prudential Overall Supply	Mats Laundry Bags White Massage Towels for Station 2	50.40
02/01/2023	Central Alarm	Service Alarm at Station 2	60.00
02/02/2023	Terminix	Pest Control for Station 2	60.00
02/06/2023	Waste Management of Tucson	Trash Service for Station #2 02/01/23 - 02/28/23	219.25
02/07/2023	Empire Southwest LLC	Maintenance and Repairs to Generator at Station 2 Labor 695.00 Travel ...	820.00
02/08/2023	Prudential Overall Supply	Mats Laundry Bags White Massage Towels for Station 2	50.40
02/10/2023	Century Link 011B	Monthly Internet for Station 2	62.60
02/16/2023	Prudential Overall Supply	Mats Laundry Bags White Massage Towels for Station 2	50.40
02/20/2023	Liberty Utilities #84201956-84305894	Service Address: 1360 W. Frontage Rd 12/09/22 - 01/10/23	302.75
02/20/2023	Simply Bits, LLC	Account #: CA17981 Host VoIP bundle and VoIP Service	556.61
02/22/2023	Unisource Energy Services (Electric)	1/23/23 - 2/21/2023 Service Dates	118.64
02/22/2023	Prudential Overall Supply	Mats Laundry Bags White Massage Towels for Station 2	50.40
02/23/2023	Garrett's IGA*	propane	23.44
02/28/2023	Waste Management of Tucson	Trash Service for Station #2 03/01/23 - 03/31/23	230.22
02/28/2023	Home Depot	Bulbs 32w	146.61
Total Station 2			2,801.72
Station 3			
02/01/2023	Prudential Overall Supply	Mats Laundry Bags White Massage Towels for Station 3	46.13
02/02/2023	Liberty Utilities 84207196-84305894	Service Address: 333 CAMINO JOSEFINA from 08/30/22 -09/28/22	124.30
02/02/2023	Terminix	Pest Control for Station 3	149.00
02/03/2023	Direct TV - 0393	Direct TV 02/02/23 - 03/01/23	162.98
02/06/2023	Home Depot	refund double charge on dishwasher/ partial	-288.96
02/06/2023	Home Depot	Remainder of refund for dishwasher	-448.00
02/06/2023	Direct TV - 2827	Direct TV 02/05/23 - 03/04/23	162.98
02/07/2023	Empire Southwest, LLC	Maintenance and repairs to generator at Station 3 Labor 2145.00 Parts \$...	1,076.25
02/08/2023	Prudential Overall Supply	Mats Laundry Bags White Massage Towels for Station 3	46.13
02/15/2023	Canyon Disposal, Inc.	Monthly Garbage SVC for Sept Station 3 and 4	495.40
02/15/2023	Empire Southwest, LLC	Maintenance and repairs to generator at Station 3 Labor \$70.00 Parts \$...	91.75
02/16/2023	Prudential Overall Supply	Mats Laundry Bags White Massage Towels for Station 3	46.13

5:03 PM

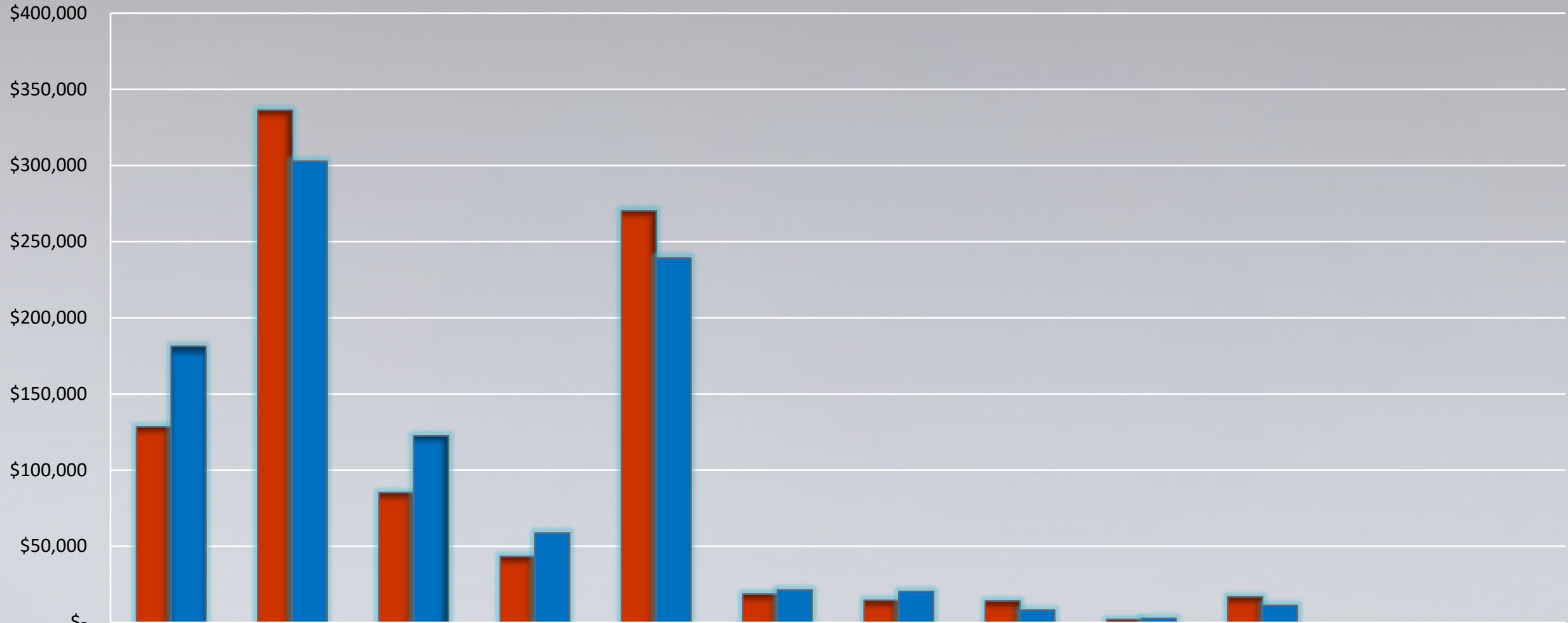
03/16/23

Accrual Basis

Tubac Fire District
Station Utilities, Supplies, and Repairs & Maintenance
February 2023

Date	Source Name	Memo	Amount
02/20/2023	Simply Bits, LLC	Account #: CA24338 Host VoIP bundle and VoIP Service	658.02
02/22/2023	Prudential Overall Supply	Mats Laundry Bags White Massage Towels for Station 3	46.13
02/23/2023	Unisource Energy Services (Electric)	333 Camino Josephina 01/24/23 - 02/22/23	1,003.88
02/27/2023	Giovanni Granados	Cut Grass and clean outside windows	675.00
02/28/2023	Direct TV - 9885	Direct TV 02/27/23 - 03/26/23	184.14
Total Station 3			4,231.26
Station 4			
02/01/2023	Prudential Overall Supply	Mats Laundry Bags White Massage Towels for Station 4	46.13
02/02/2023	Terminix	Pest Control for Station 4	152.00
02/06/2023	Liberty Utilities #84207237-84305894	Service Address: 149 Ruta Comaron from 10/29/22 - 11/29/22	486.59
02/08/2023	Prudential Overall Supply	Mats Laundry Bags White Massage Towels for Station 4	46.13
02/16/2023	Prudential Overall Supply	Mats Laundry Bags White Massage Towels for Station 4	46.13
02/17/2023	Family Dollar	Broom, mop and wipes	20.95
02/20/2023	Simply Bits, LLC	Account #: CA24337 Host VoIP bundle and VoIP Service	559.15
02/22/2023	Prudential Overall Supply	Mats Laundry Bags White Massage Towels for Station 4	46.13
02/24/2023	Unisource Energy Services (Electric)	149 Ruta Camaron 01/25/23 - 02/23/23	879.98
Total Station 4			2,283.19
Total Stations			15,039.49
TOTAL			15,039.49

February 2023



Actual

Budget

Variance

Total Revenue

Total Expense

Tax Levy

Non-Tax Levy

Personnel Expenses

Buildings & Land

Vehicles & Equipment

Comm & IT

Travel & Training

Managerial

Grant Expense

Bond Interest

\$128,509

\$336,239

\$85,189

\$43,320

\$270,283

\$18,609

\$14,496

\$14,090

\$1,951

\$16,810

\$0

\$0

\$181,297

\$302,740

\$122,588

\$58,709

\$239,310

\$21,213

\$20,329

\$8,129

\$2,584

\$11,171

\$0

\$0

(52,788)

33,499

(37,399)

(15,389)

30,973

(2,608)

(5,833)

5,961

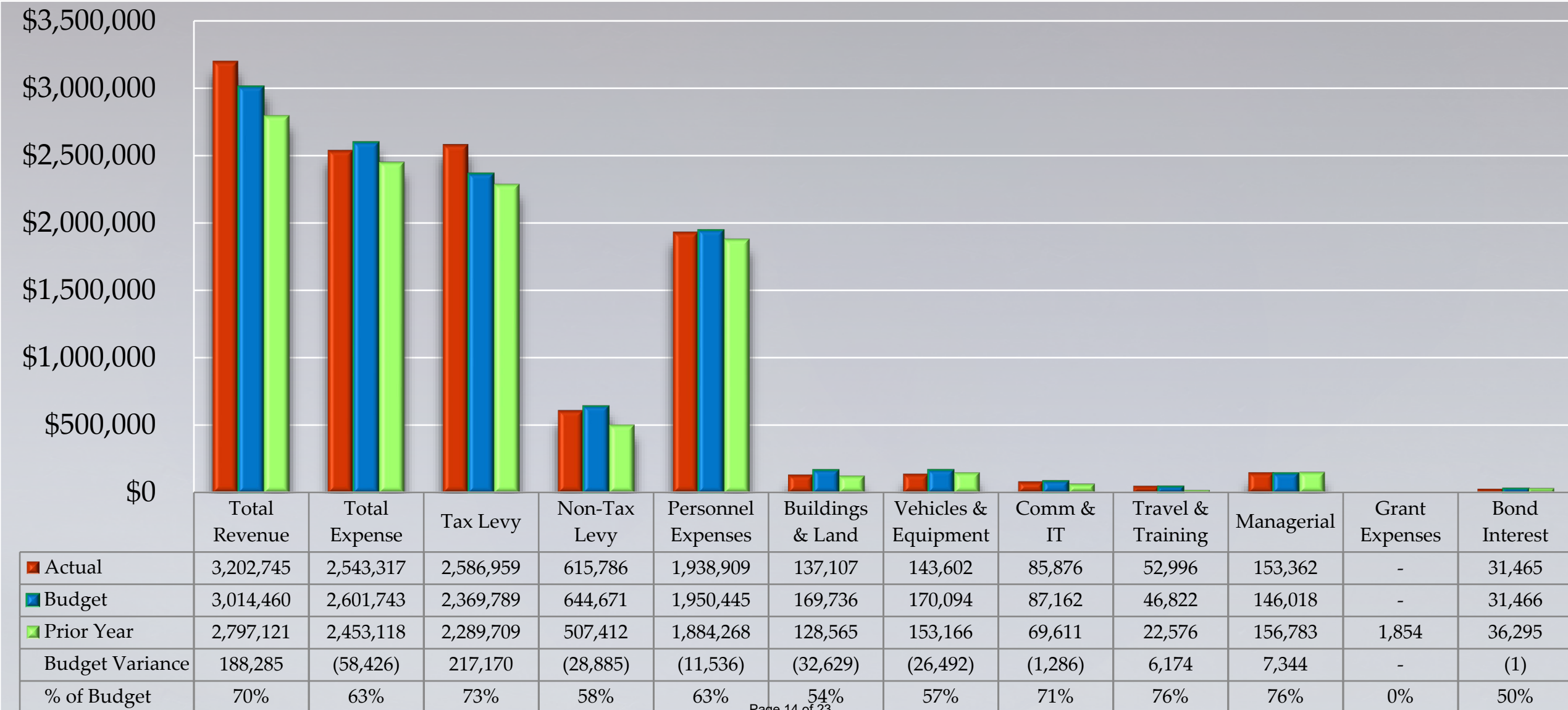
(633)

5,639


-

-

Fiscal Year to Date Budget to Actual



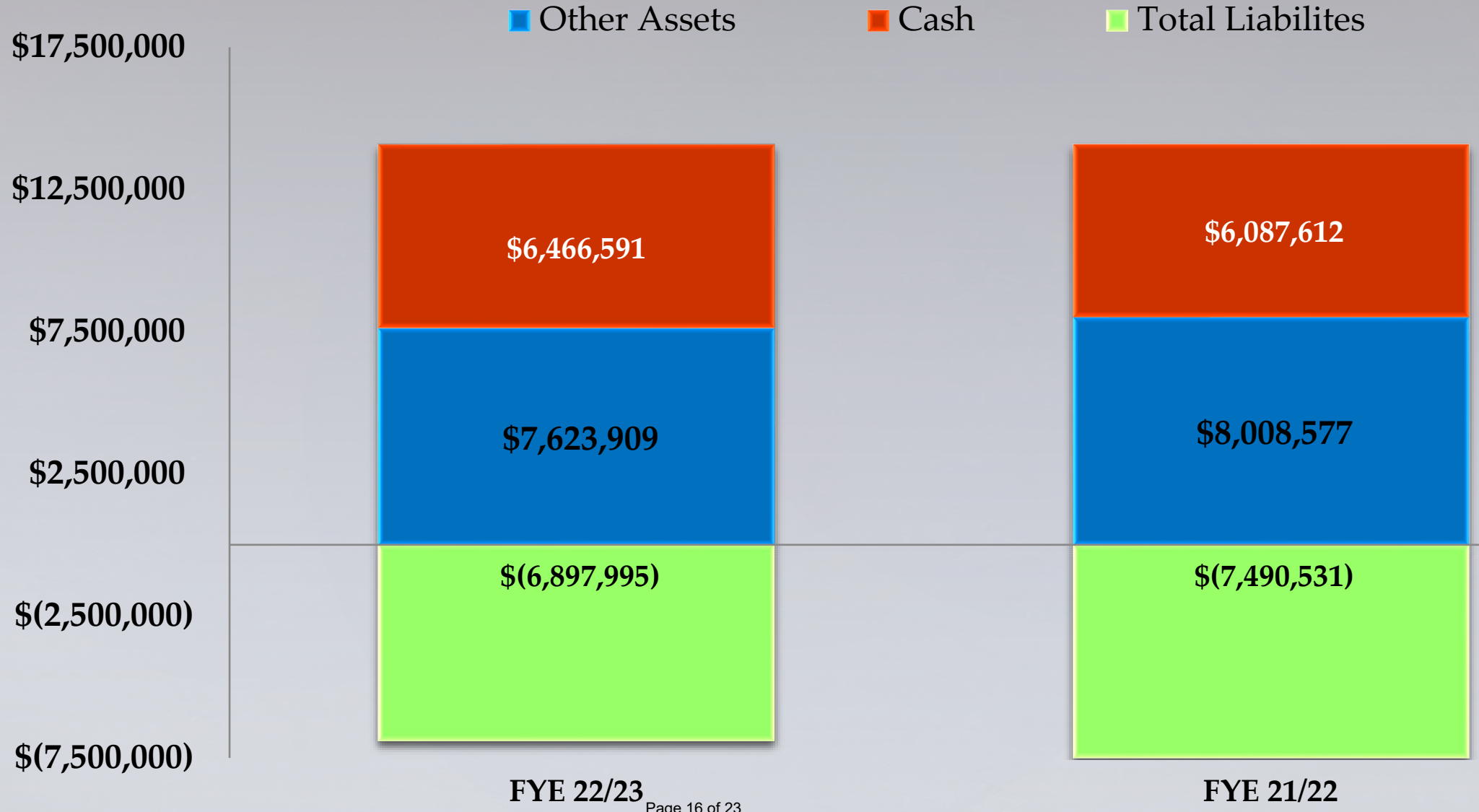
Percentage of Expenses Year to Date



Fire District Averages

Personnel	81%
Operations	11%
Communications	2%
Administrative	6%

Cash Position



9:32 AM
03/17/23
Accrual Basis

Tubac Fire District
Monthly Disbursement Report
February 2023

Type	Date	Num	Name	Memo	Amount	Balance
1072 - Bill.com Money Out Clearing						
Bill Pmt -Che...	02/06/2023	Bill.com	W.W. Williams	https://app01.us....	-7,220.90	-7,220.90
Bill Pmt -Che...	02/06/2023	Bill.com	Modular Solutions	https://app01.us....	-800.00	-8,020.90
Bill Pmt -Che...	02/06/2023	Bill.com	Senergy Petroleum	https://app01.us....	-2,882.48	-10,903.38
Bill Pmt -Che...	02/06/2023	Bill.com	Unisource Energy Services (Electric)	https://app01.us....	-137.42	-11,040.80
Bill Pmt -Che...	02/06/2023	Bill.com	Terminix	https://app01.us....	-149.00	-11,189.80
Bill Pmt -Che...	02/06/2023	Bill.com	Alberto Ibarra Jr.	https://app01.us....	-200.00	-11,389.80
Bill Pmt -Che...	02/06/2023	Bill.com	Unlimited Plumbing Works, LLC.*	https://app01.us....	-125.00	-11,514.80
Bill Pmt -Che...	02/06/2023	Bill.com	Unisource Energy Services (Electric)	https://app01.us....	-816.89	-12,331.69
Bill Pmt -Che...	02/06/2023	Bill.com	Nogales Tactical LLC*	https://app01.us....	-886.17	-13,217.86
Bill Pmt -Che...	02/06/2023	Bill.com	Coppersmith Brockelman PLC	https://app01.us....	-1,680.00	-14,897.86
Bill Pmt -Che...	02/06/2023	Bill.com	Nogales Tactical LLC*	https://app01.us....	-81.45	-14,979.31
Bill Pmt -Che...	02/06/2023	Bill.com	Quill Corporation	https://app01.us....	-115.89	-15,095.20
Bill Pmt -Che...	02/06/2023	Bill.com	Daniel Confair	https://app01.us....	-50.00	-15,145.20
Bill Pmt -Che...	02/06/2023	Bill.com	Unisource Energy Services (Electric)	https://app01.us....	-897.77	-16,042.97
Bill Pmt -Che...	02/06/2023	Bill.com	Nogales Tactical LLC*	https://app01.us....	-211.77	-16,254.74
Bill Pmt -Che...	02/06/2023	Bill.com	Merle's Automotive Supply	https://app01.us....	-403.20	-16,657.94
Bill Pmt -Che...	02/06/2023	Bill.com	Esai Tapia V	https://app01.us....	-292.50	-16,950.44
General Jour...	02/06/2023	2023-103		BILL 02/06/23 P...	16,950.44	0.00
Bill Pmt -Che...	02/09/2023	Bill.com	James Vincent Group	https://app01.us....	-5,000.00	-5,000.00
Bill Pmt -Che...	02/09/2023	Bill.com	D. A. M. Specialties*	https://app01.us....	-156.30	-5,156.30
Bill Pmt -Che...	02/09/2023	Bill.com	Quill Corporation	https://app01.us....	-1.00	-5,157.30
Bill Pmt -Che...	02/09/2023	Bill.com	Quill Corporation	https://app01.us....	-248.27	-5,405.57
Bill Pmt -Che...	02/09/2023	Bill.com	Human Resource Strategies	https://app01.us....	-500.00	-5,905.57
General Jour...	02/09/2023	2023-113		BILL 02/09/23 P...	5,905.57	0.00
Bill Pmt -Che...	02/10/2023	Bill.com	Waste Management of Tucson	https://app01.us....	-241.91	-241.91
Bill Pmt -Che...	02/10/2023	Bill.com	Liberty Utilities 84207196-84305894	https://app01.us....	-124.30	-366.21
Bill Pmt -Che...	02/10/2023	Bill.com	Direct TV - 0393	https://app01.us....	-162.98	-529.19
Bill Pmt -Che...	02/10/2023	Bill.com	Senergy Petroleum	https://app01.us....	-2,557.98	-3,087.17
Bill Pmt -Che...	02/10/2023	Bill.com	Nextrio, LLC	https://app01.us....	-130.50	-3,217.67
Bill Pmt -Che...	02/10/2023	Bill.com	Central Alarm	https://app01.us....	-60.00	-3,277.67
Bill Pmt -Che...	02/10/2023	Bill.com	Nextrio, LLC	https://app01.us....	-568.70	-3,846.37
Bill Pmt -Che...	02/10/2023	Bill.com	Nextrio, LLC	https://app01.us....	-3,671.55	-7,517.92
Bill Pmt -Che...	02/10/2023	Bill.com	Direct TV - 9885	https://app01.us....	-184.34	-7,702.26
Bill Pmt -Che...	02/10/2023	Bill.com	Waste Management of Tucson	https://app01.us....	-219.25	-7,921.51
Bill Pmt -Che...	02/10/2023	Bill.com	Verizon	https://app01.us....	-581.93	-8,503.44
Bill Pmt -Che...	02/10/2023	Bill.com	Prudential Overall Supply	https://app01.us....	-46.13	-8,549.57
Bill Pmt -Che...	02/10/2023	Bill.com	Nextrio, LLC	https://app01.us....	-273.50	-8,823.07
Bill Pmt -Che...	02/10/2023	Bill.com	Voyager Fleet Systems Inc	https://app01.us....	-377.91	-9,200.98
Bill Pmt -Che...	02/10/2023	Bill.com	Prudential Overall Supply	https://app01.us....	-46.13	-9,247.11

9:32 AM
03/17/23
Accrual Basis

Tubac Fire District
Monthly Disbursement Report
February 2023

Type	Date	Num	Name	Memo	Amount	Balance
Bill Pmt -Che...	02/10/2023	Bill.com	V191 & Associates	https://app01.us....	-541.67	-9,788.78
Bill Pmt -Che...	02/10/2023	Bill.com	Prudential Overall Supply	https://app01.us....	-50.40	-9,839.18
Bill Pmt -Che...	02/10/2023	Bill.com	Merle's Automotive Supply	https://app01.us....	-633.43	-10,472.61
Bill Pmt -Che...	02/10/2023	Bill.com	Liberty Utilities #84207237-84305894	https://app01.us....	-486.59	-10,959.20
Bill Pmt -Che...	02/10/2023	Bill.com	Verizon	https://app01.us....	-360.09	-11,319.29
Bill Pmt -Che...	02/10/2023	Bill.com	Prudential Overall Supply	https://app01.us....	-43.48	-11,362.77
General Jour...	02/10/2023	2023-112		BILL 02/10/23 P...	11,362.77	0.00
Bill Pmt -Che...	02/14/2023	Bill.com	Valley Imaging Solutions Inc.	https://app01.us....	-36.72	-36.72
Bill Pmt -Che...	02/14/2023	Bill.com	AZ AMBULANCE ASSOCIATION	https://app01.us....	-800.00	-836.72
Bill Pmt -Che...	02/14/2023	Bill.com	Valley Imaging Solutions Inc.	https://app01.us....	-174.00	-1,010.72
General Jour...	02/14/2023	2023-114		BILL 02/14/23 P...	1,010.72	0.00
Bill Pmt -Che...	02/16/2023	Bill.com	Nogales Tactical LLC*	https://app01.us....	-358.38	-358.38
Bill Pmt -Che...	02/16/2023	Bill.com	Nogales Tactical LLC*	https://app01.us....	-489.79	-848.17
Bill Pmt -Che...	02/16/2023	Bill.com	Nogales Tactical LLC*	https://app01.us....	-48.87	-897.04
Bill Pmt -Che...	02/16/2023	Bill.com	Nogales Tactical LLC*	https://app01.us....	-450.69	-1,347.73
Bill Pmt -Che...	02/16/2023	Bill.com	Nogales Tactical LLC*	https://app01.us....	-48.87	-1,396.60
Bill Pmt -Che...	02/16/2023	Bill.com	Nogales Tactical LLC*	https://app01.us....	-231.32	-1,627.92
Bill Pmt -Che...	02/16/2023	Bill.com	BeachFleischman PC	https://app01.us....	-3,875.00	-5,502.92
Bill Pmt -Che...	02/16/2023	Bill.com	Nogales Tactical LLC*	https://app01.us....	-69.50	-5,572.42
Bill Pmt -Che...	02/16/2023	Bill.com	Timothy Zamora	https://app01.us....	-225.00	-5,797.42
General Jour...	02/16/2023	2023-111		BILL 02/16/23 P...	5,797.42	0.00
Bill Pmt -Che...	02/17/2023	Bill.com	Prudential Overall Supply	https://app01.us....	-46.13	-46.13
Bill Pmt -Che...	02/17/2023	Bill.com	Linde 9892	https://app01.us....	-203.88	-250.01
Bill Pmt -Che...	02/17/2023	Bill.com	Direct TV - 2827	https://app01.us....	-162.98	-412.99
Bill Pmt -Che...	02/17/2023	Bill.com	Prudential Overall Supply	https://app01.us....	-43.48	-456.47
Bill Pmt -Che...	02/17/2023	Bill.com	Terminix	https://app01.us....	-149.00	-605.47
Bill Pmt -Che...	02/17/2023	Bill.com	Prudential Overall Supply	https://app01.us....	-50.40	-655.87
Bill Pmt -Che...	02/17/2023	Bill.com	Terminix	https://app01.us....	-152.00	-807.87
Bill Pmt -Che...	02/17/2023	Bill.com	Terminix	https://app01.us....	-60.00	-867.87
Bill Pmt -Che...	02/17/2023	Bill.com	Empire Southwest, LLC	https://app01.us....	-1,076.25	-1,944.12
Bill Pmt -Che...	02/17/2023	Bill.com	Linde 3502	https://app01.us....	-759.37	-2,703.49
Bill Pmt -Che...	02/17/2023	Bill.com	Empire Southwest LLC	https://app01.us....	-820.00	-3,523.49
Bill Pmt -Che...	02/17/2023	Bill.com	Purcell Western States Tire	https://app01.us....	-433.31	-3,956.80
Bill Pmt -Che...	02/17/2023	Bill.com	Terminix	https://app01.us....	-60.00	-4,016.80
Bill Pmt -Che...	02/17/2023	Bill.com	Century Link 8386	https://app01.us....	-7.43	-4,024.23
Bill Pmt -Che...	02/17/2023	Bill.com	Linde 8440	https://app01.us....	-547.46	-4,571.69
Bill Pmt -Che...	02/17/2023	Bill.com	EPCOR	https://app01.us....	-53.34	-4,625.03
Bill Pmt -Che...	02/17/2023	Bill.com	Prudential Overall Supply	https://app01.us....	-46.13	-4,671.16
General Jour...	02/17/2023	2023-110		BILL 02/17/23 P...	4,671.16	0.00
Bill Pmt -Che...	02/24/2023	Bill.com	Life-Assist, Inc.	https://app01.us....	-1,840.82	-1,840.82

9:32 AM
03/17/23
Accrual Basis

Tubac Fire District
Monthly Disbursement Report
February 2023

Type	Date	Num	Name	Memo	Amount	Balance
Bill Pmt -Che...	02/24/2023	Bill.com	Prudential Overall Supply	https://app01.us....	-46.13	-1,886.95
Bill Pmt -Che...	02/24/2023	Bill.com	Johnson Control Security Solutions	https://app01.us....	-1,147.50	-3,034.45
Bill Pmt -Che...	02/24/2023	Bill.com	Securitech, Inc.	https://app01.us....	-60.00	-3,094.45
Bill Pmt -Che...	02/24/2023	Bill.com	Securis	https://app01.us....	-48,211.00	-51,305.45
Bill Pmt -Che...	02/24/2023	Bill.com	Simply Bits, LLC	https://app01.us....	-559.15	-51,864.60
Bill Pmt -Che...	02/24/2023	Bill.com	Unisource Energy Services (Gas)	https://app01.us....	-26.29	-51,890.89
Bill Pmt -Che...	02/24/2023	Bill.com	Prudential Overall Supply	https://app01.us....	-50.40	-51,941.29
Bill Pmt -Che...	02/24/2023	Bill.com	Prudential Overall Supply	https://app01.us....	-46.13	-51,987.42
Bill Pmt -Che...	02/24/2023	Bill.com	Prudential Overall Supply	https://app01.us....	-50.40	-52,037.82
Bill Pmt -Che...	02/24/2023	Bill.com	Prudential Overall Supply	https://app01.us....	-46.13	-52,083.95
Bill Pmt -Che...	02/24/2023	Bill.com	Northwest Auto Glass Inc.	https://app01.us....	-583.63	-52,667.58
Bill Pmt -Che...	02/24/2023	Bill.com	Unisource Energy Services (Electric)	https://app01.us....	-405.48	-53,073.06
Bill Pmt -Che...	02/24/2023	Bill.com	Prudential Overall Supply	https://app01.us....	-43.48	-53,116.54
Bill Pmt -Che...	02/24/2023	Bill.com	Verizon	https://app01.us....	-100.08	-53,216.62
Bill Pmt -Che...	02/24/2023	Bill.com	Century Link 011B	https://app01.us....	-62.60	-53,279.22
Bill Pmt -Che...	02/24/2023	Bill.com	IFC Radios & Safety	https://app01.us....	-782.55	-54,061.77
Bill Pmt -Che...	02/24/2023	Bill.com	Unisource Energy Services (Gas)	https://app01.us....	-129.12	-54,190.89
Bill Pmt -Che...	02/24/2023	Bill.com	Prudential Overall Supply	https://app01.us....	-43.48	-54,234.37
Bill Pmt -Che...	02/24/2023	Bill.com	Prudential Overall Supply	https://app01.us....	-46.13	-54,280.50
Bill Pmt -Che...	02/24/2023	Bill.com	Simply Bits, LLC	https://app01.us....	-556.61	-54,837.11
Bill Pmt -Che...	02/24/2023	Bill.com	Century Link 326B	https://app01.us....	-162.12	-54,999.23
Bill Pmt -Che...	02/24/2023	Bill.com	Vision Service Plan	https://app01.us....	-335.96	-55,335.19
Bill Pmt -Che...	02/24/2023	Bill.com	Simply Bits, LLC	https://app01.us....	-658.02	-55,993.21
Bill Pmt -Che...	02/24/2023	Bill.com	Simply Bits, LLC	https://app01.us....	-873.40	-56,866.61
General Jour...	02/24/2023	2023-117		BILL 02/24/23 P...	60.00	-56,806.61
General Jour...	02/24/2023	2023-120		BILL 02/24/23 P...	56,806.61	0.00
Total 1072 · Bill.com Money Out Clearing					0.00	0.00
1127 · Cash with County Treasurer						
Deposit	02/09/2023	50139		January 2023 T...	-186,539.18	-186,539.18
General Jour...	02/28/2023	2023-129	Santa Cruz Cnty Treasurer's Office	February Proper...	72,982.52	-113,556.66
Deposit	02/28/2023			Interest	217.40	-113,339.26
Total 1127 · Cash with County Treasurer					-113,339.26	-113,339.26

9:32 AM
03/17/23
Accrual Basis

Tubac Fire District
Monthly Disbursement Report
February 2023

Type	Date	Num	Name	Memo	Amount	Balance
1129 - Operational						
Deposit	02/01/2023			Deposit	1,666.54	1,666.54
Deposit	02/01/2023			Deposit	108.63	1,775.17
Deposit	02/02/2023			Deposit	4,040.14	5,815.31
Deposit	02/02/2023			Deposit	3,038.16	8,853.47
Deposit	02/02/2023			Deposit	329.84	9,183.31
Check	02/02/2023	ACH	Bank of America	372682813889 ...	-488.77	8,694.54
Deposit	02/03/2023			Deposit	57.96	8,752.50
Deposit	02/03/2023			Deposit	732.29	9,484.79
General Jour...	02/06/2023	2023-103		BILL 02/06/23 P...	-16,950.44	-7,465.65
Deposit	02/06/2023			Deposit	417.56	-7,048.09
Deposit	02/06/2023			Deposit	644.26	-6,403.83
Deposit	02/06/2023			Deposit	2,262.38	-4,141.45
Deposit	02/06/2023			Deposit	2,323.62	-1,817.83
Deposit	02/06/2023			Deposit	265.00	-1,552.83
Check	02/07/2023	25958	Security Benefit	Payer ID# 6136...	-350.00	-1,902.83
Check	02/07/2023	25959	Green Valley F.F.A.	Pay Period 2/5/2...	-378.00	-2,280.83
Deposit	02/07/2023			Deposit	207.93	-2,072.90
Check	02/07/2023	EFT	Bill.com		-276.43	-2,349.33
Deposit	02/08/2023			Deposit	137.96	-2,211.37
Deposit	02/08/2023			Deposit	547.53	-1,663.84
Check	02/09/2023	ACH	Health Equity	Monthly fees for ...	-25.00	-1,688.84
Deposit	02/09/2023			Deposit	188,082.54	186,393.70
Deposit	02/09/2023			Deposit	92.34	186,486.04
General Jour...	02/09/2023	2023-113		BILL 02/09/23 P...	-5,905.57	180,580.47
Check	02/10/2023	ACH	PUBLIC SAFETY PERSONAL RETIREME...	Pay Period Endi...	-19,619.62	160,960.85
Check	02/10/2023	ACH	Nationwide Retirement Solutions	Plan 457 pay pe...	-942.82	160,018.03
Check	02/10/2023	ACH	Nationwide Retirement Solutions	Plan 401 Pay pe...	-1,764.36	158,253.67
Deposit	02/10/2023			Deposit	1,211.60	159,465.27
General Jour...	02/10/2023	2023-109			-58,302.65	101,162.62
General Jour...	02/10/2023	2023-109			-604.25	100,558.37
General Jour...	02/10/2023	2023-109			-11,506.44	89,051.93
General Jour...	02/10/2023	2023-109			-351.30	88,700.63
General Jour...	02/10/2023	2023-109			-505.00	88,195.63
General Jour...	02/10/2023	2023-112		BILL 02/10/23 P...	-11,362.77	76,832.86
Deposit	02/13/2023			Deposit	100.00	76,932.86
Deposit	02/13/2023			Deposit	50.00	76,982.86
Deposit	02/14/2023			Deposit	2,439.07	79,421.93
Deposit	02/14/2023			Deposit	2,516.77	81,938.70
General Jour...	02/14/2023	2023-114		BILL 02/14/23 P...	-1,010.72	80,927.98

9:32 AM
03/17/23
Accrual Basis

Tubac Fire District
Monthly Disbursement Report
February 2023

Type	Date	Num	Name	Memo	Amount	Balance
Deposit	02/14/2023			Deposit	1,508.38	82,436.36
Check	02/15/2023	ACH	Aflac	INV: 485746	-246.00	82,190.36
Deposit	02/15/2023			Deposit	106.52	82,296.88
Deposit	02/15/2023			Deposit	57.96	82,354.84
General Jour...	02/15/2023	2023-127			-42.93	82,311.91
General Jour...	02/16/2023	2023-111		BILL 02/16/23 P...	-5,797.42	76,514.49
Deposit	02/16/2023			Deposit	100.00	76,614.49
Deposit	02/16/2023			Deposit	57.96	76,672.45
General Jour...	02/17/2023	2023-110		BILL 02/17/23 P...	-4,671.16	72,001.29
Check	02/20/2023	ACH	Enterprise FM Trust	INV: FBN4674606	-2,276.37	69,724.92
Deposit	02/22/2023			Deposit	438.44	70,163.36
Deposit	02/22/2023			Deposit	945.65	71,109.01
Check	02/23/2023	25960	Security Benefit	Payer ID# 6136...	-350.00	70,759.01
Check	02/23/2023	25961	Green Valley F.F.A.	Pay period end: ...	-360.00	70,399.01
Check	02/23/2023	25962	Eileen Guerrero	Reimburse payr...	-114.42	70,284.59
Check	02/23/2023	25963	AZ DEP OF HEALTH SVCS.		-250.00	70,034.59
Check	02/23/2023	ACH	Nationwide Retirement Solutions	Plan 401A Pay ...	-2,001.92	68,032.67
Check	02/23/2023	ACH	Nationwide Retirement Solutions	Plan 457 Pay Pe...	-1,620.44	66,412.23
Check	02/23/2023	ACH	PUBLIC SAFETY PERSONAL RETIREME...	Pay Period End: ...	-21,992.74	44,419.49
Deposit	02/23/2023			Deposit	1,398.79	45,818.28
Check	02/23/2023	ACH	Bank of America	5589621821324...	-7,619.07	38,199.21
Deposit	02/23/2023			Deposit	100.00	38,299.21
Deposit	02/23/2023			Deposit	186.81	38,486.02
General Jour...	02/24/2023	2023-117		BILL 02/24/23 P...	-60.00	38,426.02
General Jour...	02/24/2023	2023-120		BILL 02/24/23 P...	-56,806.61	-18,380.59
General Jour...	02/24/2023	2023-121			-77,491.53	-95,872.12
General Jour...	02/24/2023	2023-121			-604.25	-96,476.37
General Jour...	02/24/2023	2023-121			-13,469.40	-109,945.77
General Jour...	02/24/2023	2023-121			-362.20	-110,307.97
General Jour...	02/24/2023	2023-121			-525.00	-110,832.97
Deposit	02/24/2023			Deposit	551.05	-110,281.92
Deposit	02/24/2023			Deposit	2,453.80	-107,828.12
Deposit	02/27/2023			Deposit	2,021.09	-105,807.03
Deposit	02/27/2023			Deposit	3,433.80	-102,373.23
Deposit	02/27/2023			Deposit	2,076.29	-100,296.94
Deposit	02/28/2023			Deposit	75.00	-100,221.94
Deposit	02/28/2023			Deposit	542.35	-99,679.59
Deposit	02/28/2023			Deposit	1,669.04	-98,010.55

9:32 AM
 03/17/23
 Accrual Basis

Tubac Fire District
Monthly Disbursement Report
 February 2023

Type	Date	Num	Name	Memo	Amount	Balance
Check	02/28/2023			Service Charge	-90.34	-98,100.89
Deposit	02/28/2023			Interest	21.31	-98,079.58
Total 1129 · Operational					-98,079.58	-98,079.58
1130 · Savings Acct.						
Deposit	02/28/2023			Interest	142.57	142.57
Total 1130 · Savings Acct.					142.57	142.57
TOTAL					-211,276.27	-211,276.27

Tubac Fire District

Twelve-Month Cash Flow

Fiscal Year Begins: Jul-22

	Beginning	Jul-22	Aug-22	Sep-22	Oct-22	Nov-22	Dec-22	Jan-23	Feb-23	Mar-23	Apr-23	May-23	Jun-23	Monthly Average	Overview
Cash Summary															
Cash on Hand (beginning of month)	5,874,259	5,874,259	5,576,998	5,382,483	5,206,575	6,165,579	6,508,520	6,731,589	6,665,183	6,466,591	6,380,118	6,690,320	6,672,589	6,193,400	
Cash Available (on hand + receipts, before cash out)	5,874,259	5,952,381	5,709,753	5,538,460	6,406,323	6,796,587	7,141,261	7,006,332	6,793,686	6,658,011	7,008,811	6,980,845	6,933,652	6,577,175	
Cash Position (end of month)	5,874,259	5,576,998	5,382,483	5,206,575	6,165,579	6,508,520	6,731,589	6,665,183	6,466,591	6,380,118	6,690,320	6,672,589	6,166,346	6,217,741	
Line of Credit Available	1,000,000	1,000,000	1,000,000	1,000,000	1,000,000	1,000,000	1,000,000	1,000,000	1,000,000	1,000,000	1,000,000	1,000,000	1,000,000		
Cash Receipts															
Tax Levy Revenue		17,659	33,269	26,901	1,144,154	500,863	559,033	216,212	85,406	132,711	511,651	173,483	144,027	295,447	
Other Cash Inflows		60,463	99,486	129,075	55,594	130,144	73,707	58,530	43,097	58,709	117,042	117,042	117,036	88,327	
Line of Credit		0	0	0	0	0	0	0	0	0	0	0	0	0	
Total Cash Receipts		78,122	132,755	155,977	1,199,748	631,007	632,740	274,743	128,503	191,420	628,693	290,525	261,063	383,775	
Cash Paid Out															
Disbursements		375,384	327,269	331,885	240,743	288,066	409,672	341,148	327,096	277,893	318,491	308,256	767,306	359,434	
Repayment of LOC		0	0	0	0	0	0	0	0	0	0	0	0	0	
Total Cash Paid Out		375,384	327,269	331,885	240,743	288,066	409,672	341,148	327,096	277,893	318,491	308,256	767,306	359,434	
		(Actual)	(Actual)	(Actual)	(Actual)	(Actual)	(Actual)	(Actual)	(Actual)	(Budget)	(Budget)	(Budget)	(Budget)		