



Tubac Fire Board Meeting

July, 2021

Staff Report

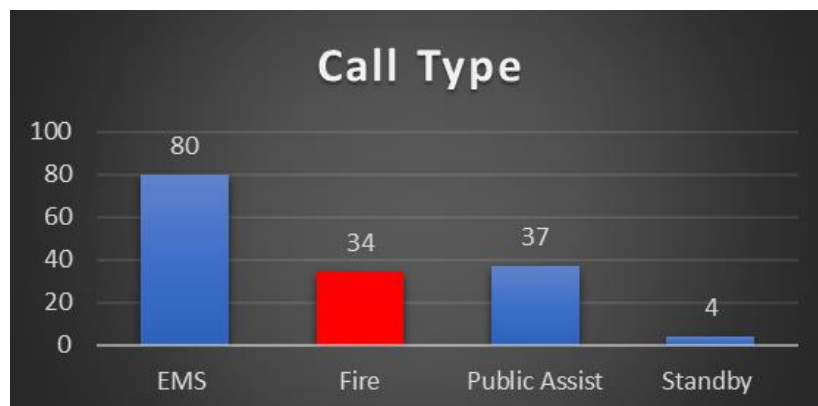
Tubac Fire District is committed to the safety of our community through the delivery of fire suppression, medical services, and public education.

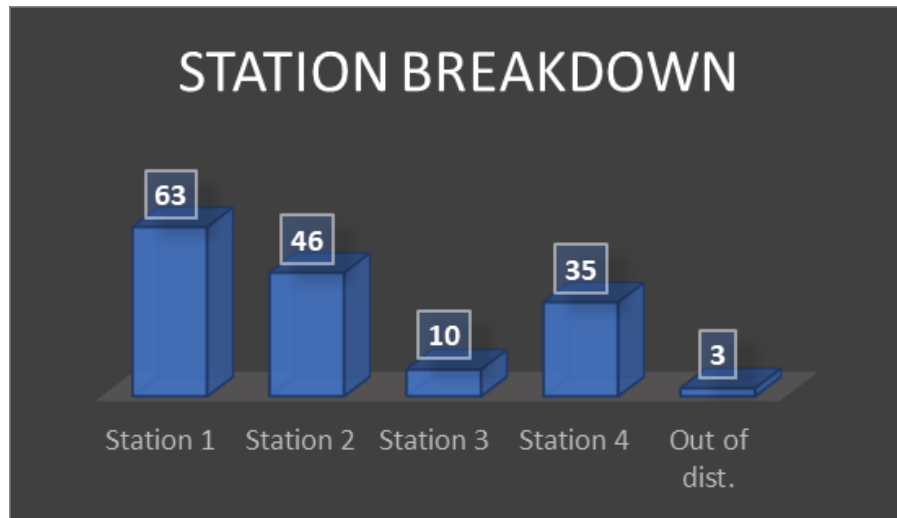
Operations Update

Annual Data

Calls by Month			
	2019	2020	2021
January	100	113	126
February	106	117	113
March	116	101	132
April	111	96	114
May	128	117	137
June	104	133	155
July	126	144	
August	145	174	
September	135	141	
October	143	125	
November	132	129	
December	91	108	
Total	1437	1498	777

June, 2021 Data





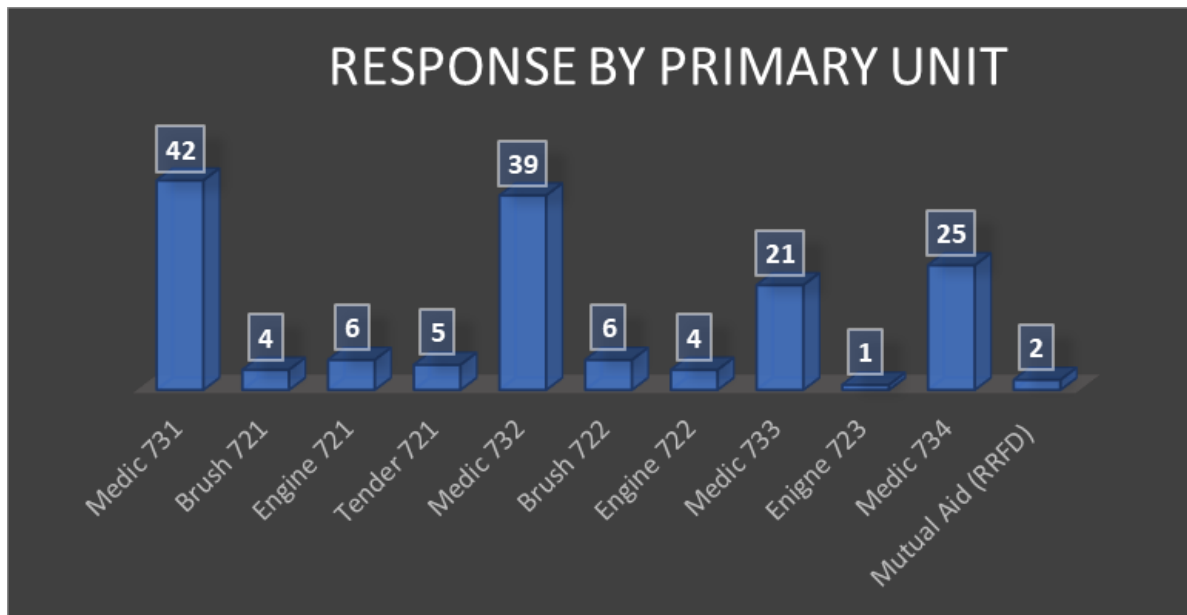
The above chart reflects unique incidents by station, not total number of unit responses. For example, for a motor vehicle accident (MVA), more than one TFD unit will respond to the call, which is tracked as one unique incident for the primary responding unit.

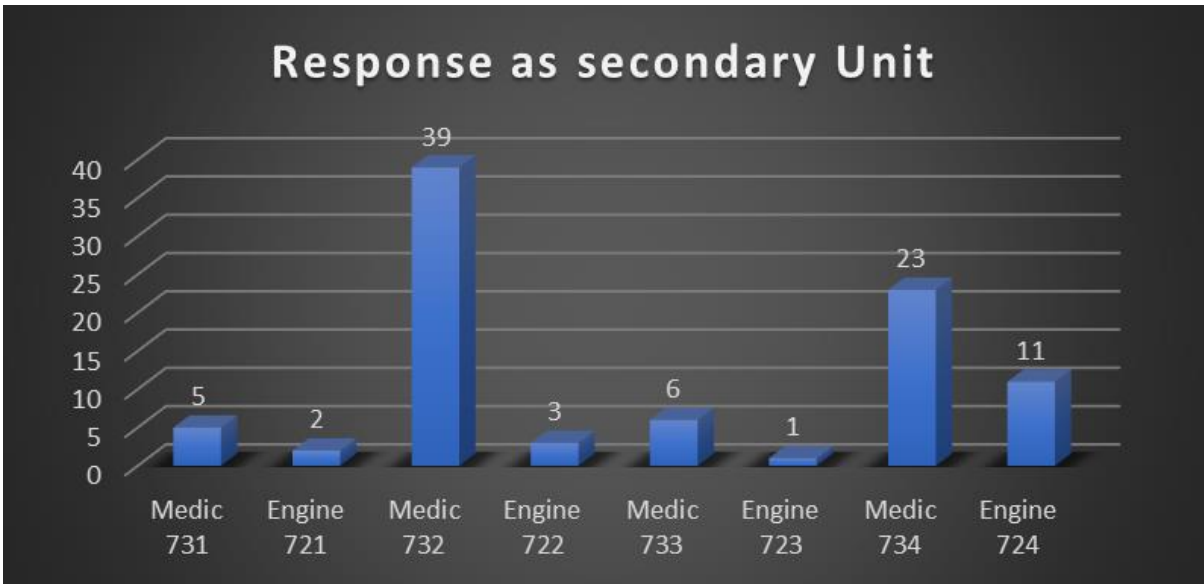
Station 1 – Average 54 unique incidents per month

Station 2 – Average 35 unique incidents per month

Station 3 – Average 13 unique incidents per month

Station 4 – Average 23 unique incidents per month





Response Goals Report

80%

June

Total Response Goals Met

Tubac Fire District

80.35%

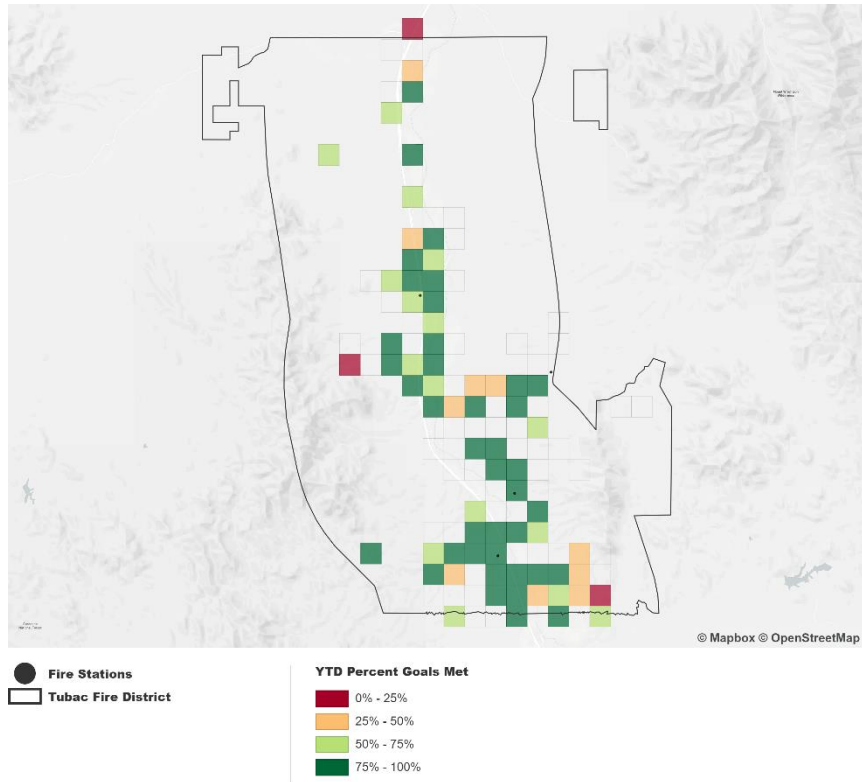
Year-to-Date

Total Response Goals Met

Tubac Fire District

Monthly Total Response Goals Met Breakdown by Response Category

Tubac Fire District		% Goals Met
Turnout Time		85.45%
First Arriving Travel Time		76.92%
ERF Travel Time		75%
First Arriving Total Time		79.07%
ERF Total Time		50%

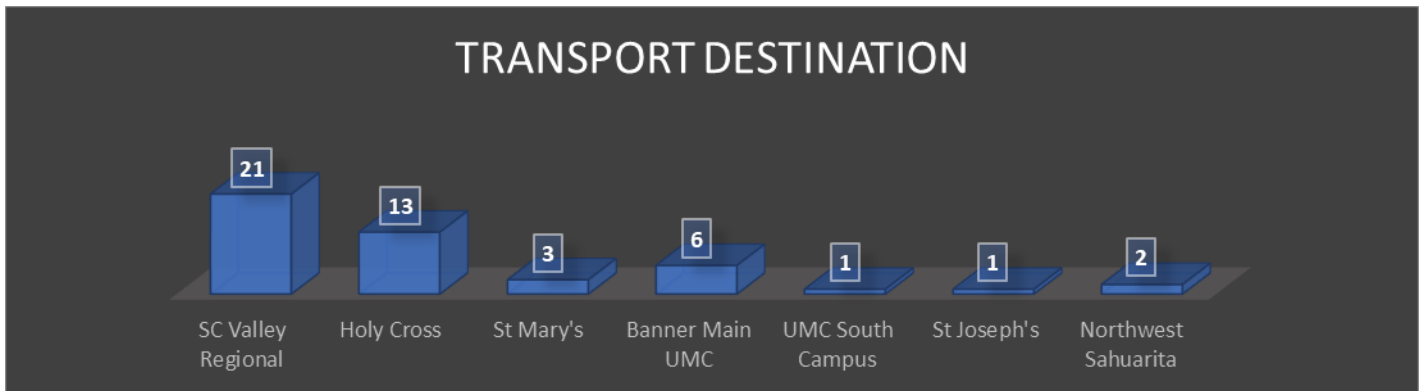
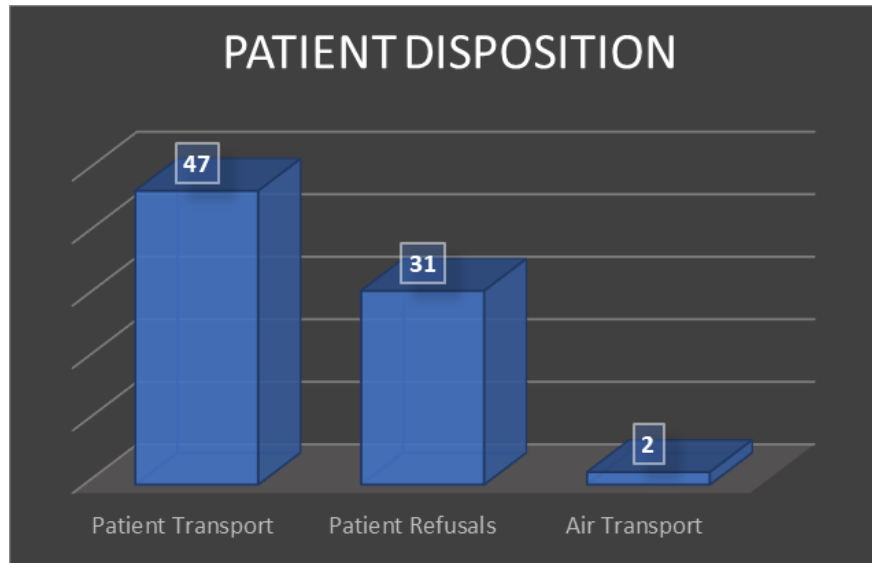


Response Goals

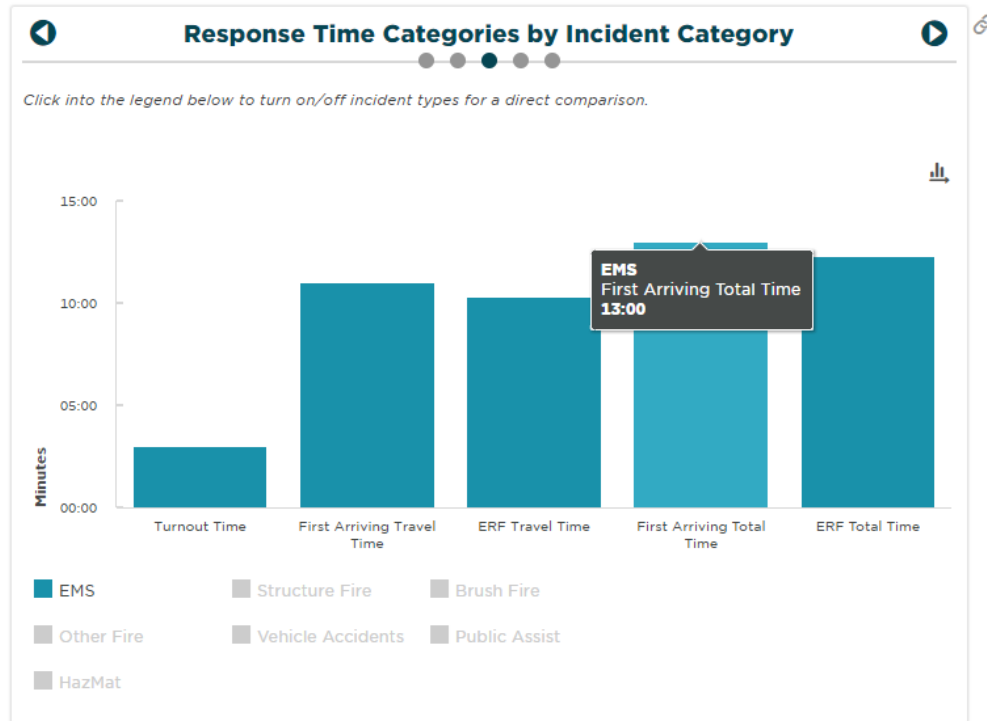
- Turnout Time = 2 minutes
- First Arrival Travel Time = 8 minutes
- ERF Travel Time = 10 minutes
- First Arrival Response Time = 10 minutes
- ERF Response Time = 12 minutes

Emergency Medical Services Response

- ❖ Staff reviewed EMS 911 responses for the past month.



EMS Response Time for June



This chart indicates YTD response information for all EMS calls. TFD is responding to 90% of all EMS calls within 13:00 minutes for a fourth consecutive month.

TFD CON Response Requirement per AZDHS:

- 50% within 8 minutes
- 70% within 15 minutes

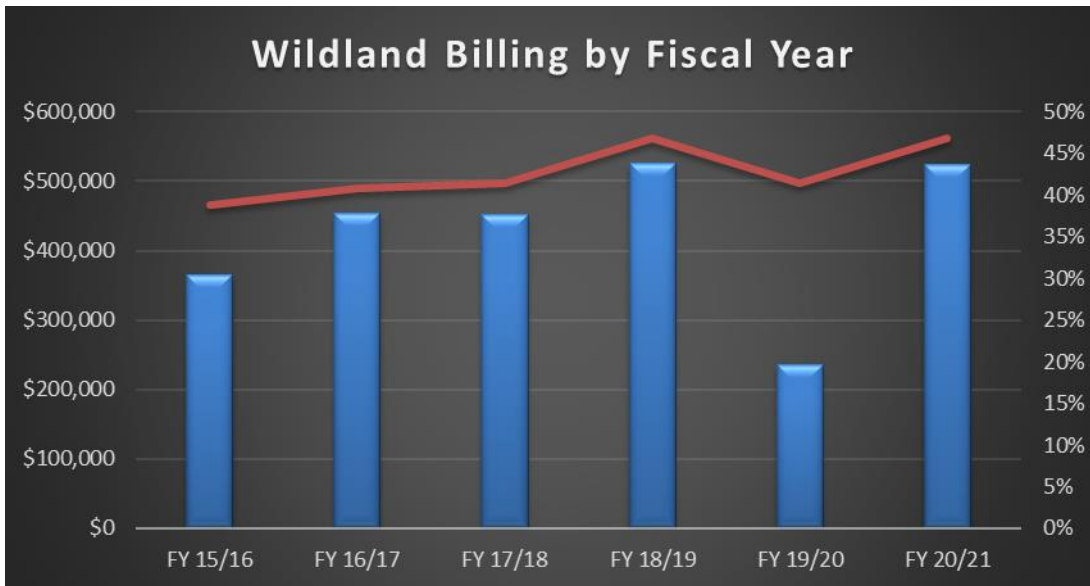
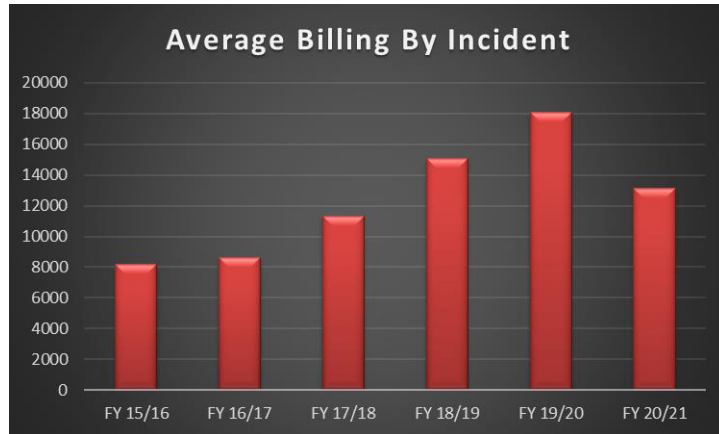
Wildland Update

Updated 7/19/2021

Tubac Fire District Out of District Wildland Response - FY 20/21						
Travel Per Diem	Equip Total	Payroll Total	Fire Total	Fire Date - Month	Location	Payment Amount Received
\$0.00	\$5,784.52	\$5,430.44	\$11,214.96	7/6/2020	Sasabe	\$11,214.96
\$0.00	\$7,281.36	\$10,786.20	\$18,067.56	7/7/2020	Williams	\$18,067.56
\$0.00	\$5,433.52	\$7,037.16	\$12,470.68	7/12/2020	Sahuarita	\$12,470.68
\$0.00	\$510.00	\$259.75	\$769.75	7/15/2020	Arivaca	\$769.75
\$0.00	\$388.38	\$323.21	\$711.59	8/3/2020	Arivaca	\$711.59
\$0.00	\$3,327.52	\$5,622.74	\$8,950.26	8/7/2020	Mayer	\$8,950.26
\$0.00	\$215.04	\$1,023.63	\$1,238.67	8/17/2020	Patagonia	\$1,238.67
\$426.00	\$588.80	\$3,335.76	\$4,350.56	8/19/2020	Globe	\$4,350.56
\$958.50	\$1,199.36	\$7,030.71	\$9,188.57	8/23/2020	Globe	\$9,188.57
\$691.29	\$3,187.50	\$3,254.91	\$7,133.70	8/20/2020	Sacramento, CA	\$7,133.70
\$61.85	\$6,035.00	\$6,777.34	\$12,874.19	8/21/2020	Mocassin, CA	\$12,874.19
\$64.15	\$13,685.00	\$14,823.86	\$28,573.01	8/25/2020	Oroville, CA	\$28,573.01
\$0.00	\$680.00	\$794.89	\$1,474.89	8/24/2020	Rio Rico	\$1,474.89
\$0.00	\$3,867.50	\$4,175.96	\$8,043.46	8/28/2020	Marana	\$8,043.46
\$464.95	\$33,750.00	\$20,117.71	\$54,332.66	9/6/2020	Tollhouse, CA	\$54,332.66
\$379.26	\$4,395.52	\$19,066.86	\$23,841.64	9/6/2020	Susanville, CA	\$23,841.64
\$903.68	\$8,627.50	\$9,842.93	\$19,374.11	9/25/2020	Cave Creek, AZ	\$19,374.11
\$109.30	\$1,479.68	\$1,705.75	\$3,294.73	10/1/2020	Douglas, AZ	\$3,294.73
\$2,296.18	\$57,592.50	\$21,842.32	\$81,731.00	10/1/2020	Colorado Springs, CO	\$81,731.00
\$1,681.74	\$12,517.12	\$17,788.74	\$31,987.60	10/16/2020	Prescott, AZ	\$31,987.60
\$0.00	\$297.50	\$165.75	\$463.25	2/24/2021	Elephant Head, AZ	\$463.25
\$0.00	\$1,360.00	\$880.95	\$2,240.95	3/2/2021	Arivaca, AZ	\$2,240.95
\$0.00	\$510.00	\$312.58	\$822.58	3/3/2021	Green Valley, AZ	\$822.58
\$0.00	\$2,167.50	\$2,604.06	\$4,771.56	4/2/2021	Toro Fire	\$4,771.56
\$3,560.18	\$3,305.60	\$17,581.09	\$24,446.87	3/22/2021	Phoenix, AZ	\$24,446.87
\$857.91	\$5,696.96	\$6,788.03	\$13,342.90	4/10/2021	Safford, AZ	\$13,342.90
\$479.64	\$6,450.64	\$6,809.21	\$13,739.49	4/25/2021	Kingman, AZ	\$13,739.49
\$20.02	\$3,936.88	\$4,248.83	\$8,205.73	5/17/2021	Warsaw Fire	\$8,149.40
\$0.00	\$1,020.00	\$336.65	\$1,356.65	5/20/2021	Sasabe	\$1,342.03
\$0.00	\$2,109.20	\$2,540.66	\$4,649.86	5/21/2021	Douglas, AZ	\$4,649.86
\$0.00	\$6,425.78	\$7,398.70	\$13,824.48	5/23/2021	White River	\$13,824.48
\$0.00	\$2,402.16	\$2,609.29	\$5,011.45	5/23/2021	Sasabe	\$5,011.45
\$0.00	\$4,199.84	\$4,781.63	\$8,981.47	6/3/2021	Mescal	
\$587.99	\$18,691.04	\$28,151.57	\$47,430.60	6/8/2021	Telegraph	
\$0.00	\$0.00	\$1,696.08	\$1,696.08	6/12/2021	Shamrock	
\$0.00	\$0.00	\$597.28	\$597.28	6/15/2021	2021 AZ-CNF Support	
\$0.00	\$0.00	\$759.13	\$759.13	6/16/2021	Heavy	
\$0.00	\$765.00	\$819.31	\$1,584.31	6/18/2021	Fairway	
\$0.00	\$7,012.50	\$5,456.67	\$12,469.17	6/20/2021	Alamo	
\$73.53	\$8,238.80	\$9,332.32	\$17,644.65	6/21/2021	Backbone	
\$13,616.17	\$245,135.22	\$264,910.66	\$523,662.05			\$432,428.41

Out of District WL Incident Responses:

- ❖ FY 15/16 = 45
- ❖ FY 16/17 = 53
- ❖ FY 17/18 = 40
- ❖ FY 18/19 = 35
- ❖ FY 19/20 = 13
- ❖ FY 20/21 = 40



Administration Update

Plan/Review Prevention –Five new projects added in the past month since the last board meeting

Tubac Fire District Development Update				
Type	Description	Location	Progress	Date PD
Commercial	Church assembly	Santa Cruz County	Onsite Construction Inspections	
Commercial	Businesses near Station 2	Rio Rico	Conceptual Plan Review	
Commercial	Construction Canopy	Rio Rico	Permit Review	
Commercial	RV Resort Expansion	Amado	Under Construction	
Commercial	W. Frontage Rd. (Bemer)	Tumacacori	Under Construction	
Commercial (TI)	Tubac Rd	Tubac	Under Construction	PD \$100
Residential	Townhomes of Tubac	Tubac	Onsite Construction Inspections	not pd
Commercial	Store addition	Rio Rico	Construction Plan Review	not pd
Residential	Duplex New	Rio Rico	Construction Plan Review	not pd
Commercial	Pest Control (TI)	Amado	Construction Plan Review	not pd
Commercial	Rio Rico Self Storage (TI)	Rio Rico	Construction Plan Review	PD \$250
Residential	Cir Bautista (sprinkler)	Tubac	Construction Plan Review	PD \$150
Commercial	Outside Grow Area - 2935 frontage rd	Amado	Construction Plan Review	not pd
Residential	Townhomes of Tubac (Fire sprinklers)	Tubac	Under Construction	PD
Residential	Ave De Garza	Rio Rico	Under Construction	PD
Residential	Tierra Libre Ct	Tubac	Under Construction	PD \$150
Commercial	RRHS Ag Building	Rio Rico	Construction Plan Review	PD\$250
Commercial	RRHS Ito Galindo New Building	Rio Rico	Construction Plan Review	PD\$250
Commercial	RRHS PAC building TI	Rio Rico	Construction Plan Review	PD\$250
Commercial	2721 E Frontage rd	Tubac	Construction Plan Review	not pd
Commercial	7 Ave Pastor	Rio Rico	Construction Plan Review	not pd
Residential	Lombard way 1301-1312	Tubac	Construction Plan Review	PD\$250
Residential	410 Camino Del Patio	Rio Rico	Permit Review	PD\$150
Residential	345 Camino Josephina	Rio Rico	Permit Review	PD \$150
Residential	114 Vaquero Vista	Tubac	Permit Review	PD\$150
Residential	2289 Circulo de Anza	Tubac	Permit Review	not paid
Commercial	1283-B W frontage Rd	Rio Rico	Construction Plan Review	PD \$250
Residential	433 Gorrion Ct.	Rio Rico	Construction Plan Review	PD\$150
Residential	736 Arnold Ct.	Rio Rico	Construction Plan Review	PD\$150
Residential	541 Valdez ct	Rio Rico	Construction Plan Review	PD\$150
Residential	41 Charro Ct	Rio Rico	Construction Plan Review	PD\$150
Residential	30 Tierra Libre Ct	Tubac	Construction Plan Review	not pd
Residential	1501 Golden Gateway	Tubac	Construction Plan Review	PD\$150
Commercial	2731 E Frontage Rd	Amado	Construction Plan Review	not pd