

Tubac Fire District

2227 E I-19 Frontage Rd
Tubac, AZ 85646
520.398.2255



Monthly Financial Report – June 2021

Attached are the following for your information and review:

1. Balance Sheet as of June 30, 2021.
2. Summary of Reconciled Cash Balances as of June 30, 2021.
3. Income Statement of Revenues and Expenditures for June 2021 including budget to actual and year-to-date balances.
4. Income vs. Expenses Graph for June 2021.
5. Fixed Asset Additions and Disposals for FY 20/21.
6. Liabilities & Securities for FY 20/21.
7. Fleet Repairs & Maintenance Expenses.
8. Station Utilities, Supplies, and Repairs & Maintenance Expenses.
9. Board Presentation.
10. Monthly Disbursement Report.
11. 12-Month Cash Flow.

Key points:

- Santa Cruz County revenue for June is \$113,784 which is \$47,796 under budget.
- Non-Levy revenue is \$194,750 which is over budget by \$53,575 driven by wildland.
- Expenses for June totaled \$277,386 which is under budget by \$118,248.
- Year-to-date Santa Cruz revenue is \$3,196,345 which is \$39,086 under budget.
- Year-to-date Non-Levy revenue is \$5,045,458 which is \$3,756,358 over budget, driven by the sale of the tower.
- Year-to-date ordinary expense is \$3,695,504 which is \$19,423 over budget.

Please contact the Finance Director for any questions or concerns regarding this report.

This report and the attached detail reports have been reviewed and approved by the Fire Board.

Board Clerk

Date

Tubac Fire District Balance Sheet As of June 30, 2021

	Jun 30, 21	May 31, 21	\$ Change	Jun 30, 20	\$ Change
ASSETS					
Current Assets					
Checking/Savings					
1072 · Bill.com Money Out Clearing	0.00	311.56	-311.56	0.00	0.00
1127 · Cash with County Treasurer	36,315.29	158,501.15	-122,185.86	50,167.80	-13,852.51
1129 · Operational	954,100.96	913,942.56	40,158.40	1,124,518.76	-170,417.80
1130 · Savings Acct.	4,643,700.67	4,643,509.85	190.82	728,604.03	3,915,096.64
1131 · Bond Account	245,528.81	679,383.99	-433,855.18	236,345.37	9,183.44
Total Checking/Savings	5,879,645.73	6,395,649.11	-516,003.38	2,139,635.96	3,740,009.77
Accounts Receivable					
1245 · Property Tax Receivable	229,673.56	229,673.56	0.00	229,673.56	0.00
1200 · Wildland Receivable	91,162.69	24,446.87	66,715.82	140,416.05	-49,253.36
1205 · Other Receivables	18,827.75	18,303.25	524.50	91,046.80	-72,219.05
1250 · Ambulance Receivable	155,819.15	155,819.15	0.00	155,819.15	0.00
1251 · Allowance for Ambulance Receiv	-82,122.65	-82,122.65	0.00	-82,122.65	0.00
Total Accounts Receivable	413,360.50	346,120.18	67,240.32	534,832.91	-121,472.41
Other Current Assets					
1400 · Prepaid Expense	50,923.53	18,761.77	32,161.76	59,883.09	-8,959.56
Total Other Current Assets	50,923.53	18,761.77	32,161.76	59,883.09	-8,959.56
Total Current Assets	6,343,929.76	6,760,531.06	-416,601.30	2,734,351.96	3,609,577.80
Fixed Assets					
1750 · CIP	15,600.00	15,600.00	0.00	15,600.00	0.00
1711 · Land - Non-depreciable	257,352.00	257,352.00	0.00	257,352.00	0.00
1745 · AD - Equipment	-1,344,957.58	-1,344,957.58	0.00	-1,344,957.58	0.00
1735 · AD - Vehicles	-2,591,325.80	-2,591,325.80	0.00	-2,591,325.80	0.00
1725 · AD - Building	-1,961,004.22	-1,961,004.22	0.00	-1,961,004.22	0.00
1730 · Vehicles	3,258,646.22	3,258,646.22	0.00	3,061,205.18	197,441.04
1740 · Equipment	1,917,942.29	1,917,942.29	0.00	1,702,578.38	215,363.91
1720 · Buildings & Improvements	6,316,051.78	6,316,051.78	0.00	6,306,388.00	9,663.78
Total Fixed Assets	5,868,304.69	5,868,304.69	0.00	5,445,835.96	422,468.73
Other Assets					
1958 · Net PSPRS OPEB Asset TR 3	502.00	502.00	0.00	502.00	0.00
1957 · Net Pension Asset PSPRS TR3	5,579.00	5,579.00	0.00	5,579.00	0.00
1918 · Deferred Outflow PSPRS OPEB TR3	118.00	118.00	0.00	118.00	0.00
1917 · Deferred Outflows PSPRS TR 3	28,415.00	28,415.00	0.00	28,415.00	0.00
1956 · Net OPEB Asset	122,452.00	122,452.00	0.00	122,452.00	0.00

Tubac Fire District
Balance Sheet
As of June 30, 2021

	Jun 30, 21	May 31, 21	\$ Change	Jun 30, 20	\$ Change
1916 · Deferred outflow - PSPRS OPEB	3,005.00	3,005.00	0.00	3,005.00	0.00
1915 · Deferred outflows - PSPRS	1,347,886.00	1,347,886.00	0.00	1,347,886.00	0.00
Total Other Assets	1,507,957.00	1,507,957.00	0.00	1,507,957.00	0.00
TOTAL ASSETS	13,720,191.45	14,136,792.75	-416,601.30	9,688,144.92	4,032,046.53
LIABILITIES & EQUITY					
Liabilities					
Current Liabilities					
Accounts Payable					
2000 · Accounts Payable	18,661.22	29,877.83	-11,216.61	22,634.75	-3,973.53
Total Accounts Payable	18,661.22	29,877.83	-11,216.61	22,634.75	-3,973.53
Credit Cards					
2010 · Bank of America Credit Card	4,309.99	2,037.35	2,272.64	6,858.98	-2,548.99
Total Credit Cards	4,309.99	2,037.35	2,272.64	6,858.98	-2,548.99
Other Current Liabilities					
2316 · Deferred Inflows - PSPRS OPEB	92,091.00	92,091.00	0.00	92,091.00	0.00
2318 · Deferred Inflows PSPRS OPEB TR3	110.00	110.00	0.00	110.00	0.00
2317 · Deferred Inflows PSPRS TR3	1,387.00	1,387.00	0.00	1,387.00	0.00
2230 · Accrued Interest	2,628.78	2,628.78	0.00	2,628.78	0.00
2030 · Compensated Absences Payable	113,296.86	113,296.86	0.00	113,296.86	0.00
2020 · Accrued Wages	110,929.42	110,929.42	0.00	110,929.42	0.00
2315 · Deferred Inflows - PSPRS	571,371.00	571,371.00	0.00	571,371.00	0.00
2100 · Payroll Liabilities					
2102 · PSPRS Payable	0.00	11,182.96	-11,182.96	0.00	0.00
2103 · Pension Payable	0.00	3,579.46	-3,579.46	0.00	0.00
2127 · Union Dues Payable	18.00	468.00	-450.00	0.00	18.00
2128 · Health Insurance/Vision Ins.	0.00	-23,910.61	23,910.61	0.00	0.00
2130 · Life Insurance	0.00	3,189.20	-3,189.20	0.00	0.00
2132 · Dental Insurance	0.00	3,477.65	-3,477.65	0.00	0.00
2137 · Garnishment	-236.26	-236.26	0.00	0.00	-236.26
2140 · Pre-Paid Legal	-25.90	-25.90	0.00	0.00	-25.90
Total 2100 · Payroll Liabilities	-244.16	-2,275.50	2,031.34	0.00	-244.16
Total Other Current Liabilities	891,569.90	889,538.56	2,031.34	891,814.06	-244.16
Total Current Liabilities	914,541.11	921,453.74	-6,912.63	921,307.79	-6,766.68

2:47 PM

07/16/21

Accrual Basis

Tubac Fire District
Balance Sheet
As of June 30, 2021

	Jun 30, 21	May 31, 21	\$ Change	Jun 30, 20	\$ Change
Long Term Liabilities					
2335 · F150 Leases Payable	64,947.12	64,947.12	0.00	64,947.12	0.00
2330 · Ambulance Lease Payable	143,145.64	143,145.64	0.00	169,009.89	-25,864.25
2355 · Net Pension Liability - PSPRS	2,646,365.00	2,646,365.00	0.00	2,646,365.00	0.00
2320 · Bond Payable	3,075,821.11	3,475,645.64	-399,824.53	3,475,645.64	-399,824.53
Total Long Term Liabilities	5,930,278.87	6,330,103.40	-399,824.53	6,355,967.65	-425,688.78
Total Liabilities	6,844,819.98	7,251,557.14	-406,737.16	7,277,275.44	-432,455.46
Equity					
3001 · Unrestricted	438,291.53	438,291.53	0.00	392,152.59	46,138.94
3510 · Restricted	236,344.73	236,344.73	0.00	552,588.73	-316,244.00
3530 · Net Investment in Capital Asset	1,736,233.22	1,736,233.22	0.00	1,154,375.22	581,858.00
Net Income	4,464,501.99	4,474,366.13	-9,864.14	311,752.94	4,152,749.05
Total Equity	6,875,371.47	6,885,235.61	-9,864.14	2,410,869.48	4,464,501.99
TOTAL LIABILITIES & EQUITY	13,720,191.45	14,136,792.75	-416,601.30	9,688,144.92	4,032,046.53

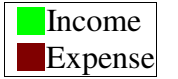
Tubac Fire District
Summary of Reconciled Cash Balances
 Period Ending 6/30/2021

	Bank of America Checking	Santa Cruz County General Fund	Bank of America Savings	Santa Cruz County Bond Account
	<u>6/30/2021</u>	<u>6/30/2021</u>	<u>6/30/2021</u>	<u>6/30/2021</u>
Beginning Balance	914,392.56	158,501.15	4,643,509.85	679,383.99
Cleared Transactions				
Checks and Payments	(314,256.70)	(158,501.15)	-	(440,837.14)
Deposits and Credits	358,131.19	36,315.29	190.82	6,981.96
Total Cleared Transactions	<u>43,874.49</u>	<u>(122,185.86)</u>	<u>190.82</u>	<u>(433,855.18)</u>
Cleared Balance	<u>958,267.05</u>	<u>36,315.29</u>	<u>4,643,700.67</u>	<u>245,528.81</u>
Uncleared Transactions				
Checks and Payments	(4,166.09)	-	-	-
Deposits and Credits	-	-	-	-
Total Uncleared Transactions	<u>(4,166.09)</u>	<u>-</u>	<u>-</u>	<u>-</u>
Register Balance as of 6/30/2021	<u>954,100.96</u>	<u>36,315.29</u>	<u>4,643,700.67</u>	<u>245,528.81</u>

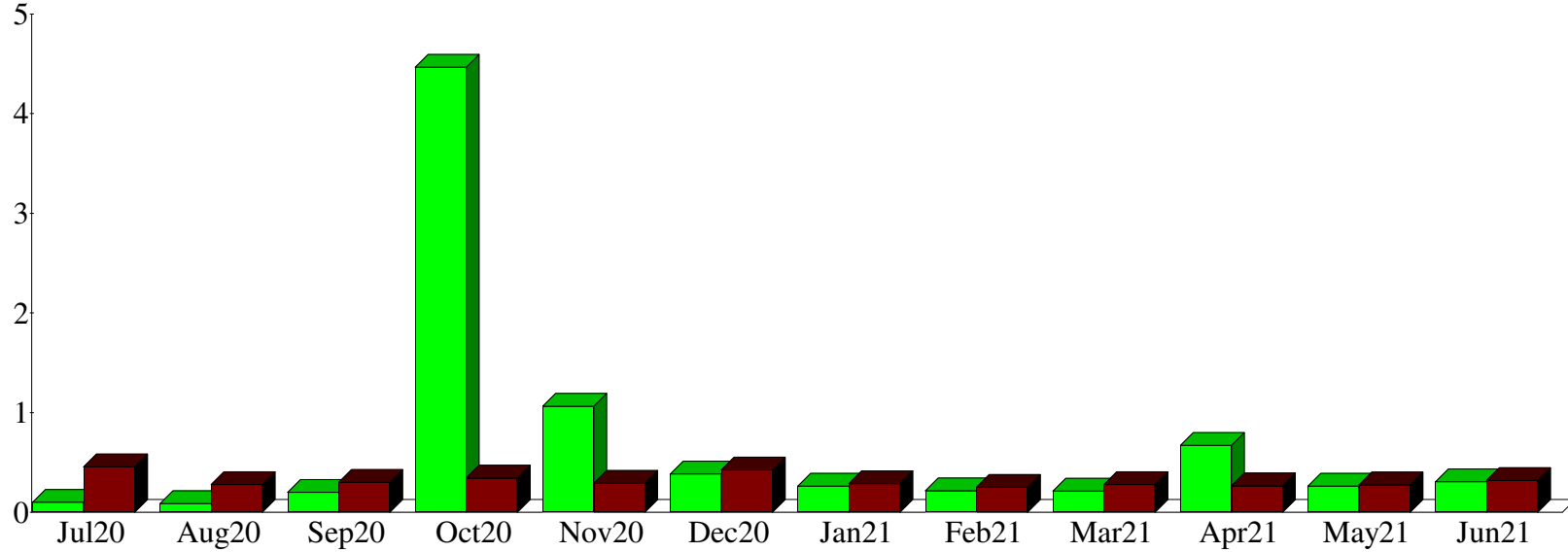
Tubac Fire District
Profit & Loss Budget Performance
June 2021

	Jun 21	Budget	\$ Over Budget	Jul '20 - Jun 21	YTD Budget	\$ Over Budget	Annual Budget
Ordinary Income/Expense							
Income							
Tax Revenues	113,784.30	161,580.00	-47,795.70	3,196,345.13	3,235,431.25	-39,086.12	3,235,431.25
Non Tax Levy Revenue							
4200 - Miscellaneous Revenue	25,392.39	36,175.00	-10,782.61	206,938.99	434,100.00	-227,161.01	434,100.00
4110 - EMS Revenue	45,217.61	37,500.00	7,717.61	426,548.37	450,000.00	-23,451.63	450,000.00
4120 - Wildland Revenue	124,139.91	67,500.00	56,639.91	523,591.10	405,000.00	118,591.10	405,000.00
8005 - Gain/Loss on sale of asset	0.00			3,888,379.35			
Total Non Tax Levy Revenue	194,749.91	141,175.00	53,574.91	5,045,457.81	1,289,100.00	3,756,357.81	1,289,100.00
Total Income	308,534.21	302,755.00	5,779.21	8,241,802.94	4,524,531.25	3,717,271.69	4,524,531.25
Gross Profit	308,534.21	302,755.00	5,779.21	8,241,802.94	4,524,531.25	3,717,271.69	4,524,531.25
Expense							
Personnel Expenses	217,568.74	328,953.00	-111,384.26	2,863,330.74	2,866,472.00	-3,141.26	2,866,472.00
Buildings & Land	18,936.08	15,789.00	3,147.08	210,710.34	189,600.00	21,110.34	189,600.00
Vehicles & Equipment	16,965.73	19,530.00	-2,564.27	265,698.08	246,904.00	18,794.08	246,904.00
Communications & I.T.	6,531.56	14,079.00	-7,547.44	100,999.59	119,100.00	-18,100.41	119,100.00
Travel & Training	5,397.31	6,975.00	-1,577.69	53,652.63	70,350.00	-16,697.37	70,350.00
Managerial Expenses	11,986.32	9,471.00	2,515.32	199,566.20	173,655.00	25,911.20	173,655.00
Grant Expenses	0.00	837.00	-837.00	1,545.97	10,000.00	-8,454.03	10,000.00
Total Expense	277,385.74	395,634.00	-118,248.26	3,695,503.55	3,676,081.00	19,422.55	3,676,081.00
Net Ordinary Income	31,148.47	-92,879.00	124,027.47	4,546,299.39	848,450.25	3,697,849.14	848,450.25
Other Income/Expense							
Other Expense							
8010 - Bond Interest	41,012.61	41,012.62	-0.01	81,797.40	82,025.24	-227.84	82,025.24
Total Other Expense	41,012.61	41,012.62	-0.01	81,797.40	82,025.24	-227.84	82,025.24
Net Other Income	-41,012.61	-41,012.62	0.01	-81,797.40	-82,025.24	227.84	-82,025.24
Net Income	-9,864.14	-133,891.62	124,027.48	4,464,501.99	766,425.01	3,698,076.98	766,425.01

Income and Expense by Month
July 2020 through June 2021

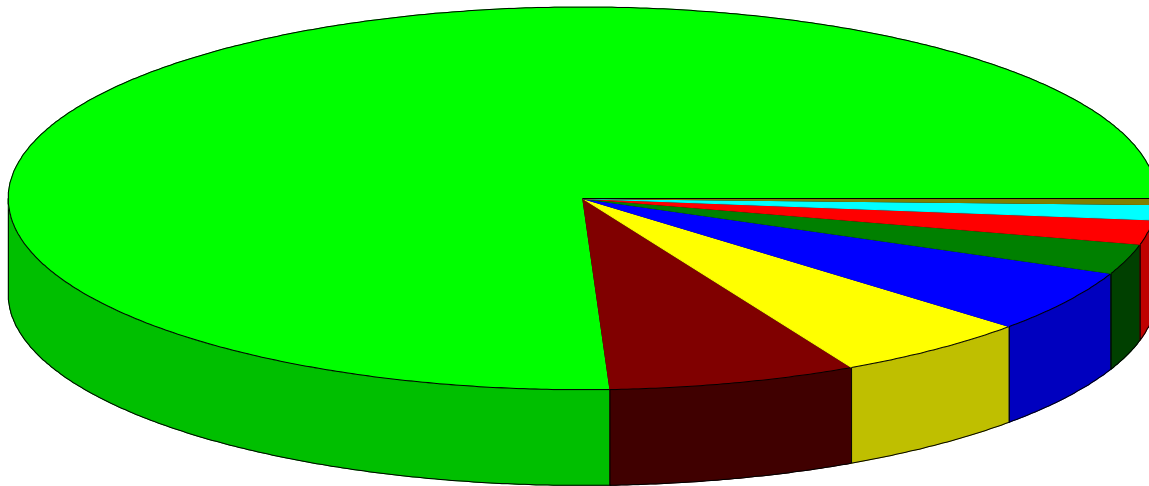


\$ in 1,000,000's



Expense Summary
July 2020 through June 2021

Personnel Expenses	75.80%
Vehicles & Equipment	7.03
Buildings & Land	5.58
Managerial Expenses	5.28
Communications & I.T.	2.67
8010 - Bond Interest	2.17
Travel & Training	1.42
Grant Expenses	0.04
Total	\$3,777,300.95



By Account

Tubac Fire District
 Fixed Assets Additions and Disposals

Recorded in fixed asset accounts:

Account Number	Account name	Addition/(Disposal) Amount	Description of Asset
1720	Buildings & Improvements	\$ 9,663.78	Modular installation
1740	Equipment	\$ 45,586.97	Gurney
1730	Vehicles	\$ 180,442.78	Ambulance 1055
1740	Equipment	\$ 5,886.29	Treadmill
1740	Equipment	\$ 163,890.65	4 Phillips Cardiac Monitors
1730	Vehicles	\$ 16,998.26	Polaris UTV for Wildland Medical Response
TOTALS		\$ 422,468.73	

Prepared

7/16/2021 JVG, Finance Director.

TUBAC FIRE DISTRICT
Liabilities and Securities - FY20/21

LIABILITIES						
Description	TOTAL PRICE	CURRENT BALANCE	INTEREST RATE	FY20/21 PAYMENTS	NEXT PAYMENT	DATE OF PAYOFF
Bond	\$6,795,000.00	\$3,075,821.11	2.36%	\$399,824.53	7/1/2022	7/1/2028
Lease Payable	\$195,131.69	\$143,145.64	3.71%	\$25,864.25	2/1/2022	2/1/2026
Net Pension Liability - PSPRS		\$2,646,365.00				
Totals		\$5,865,331.75		\$425,688.78		

SECURITIES				
Broker	CUSIP #	Description	Market Value	Maturity Date
		Totals	\$0.00	

☞ Net balance owed = **\$5,865,331.75**

2:50 PM

07/16/21

Accrual Basis

Tubac Fire District
Fleet Repairs & Maintenance
 June 2021

Date	Source Name	Memo	Amount
Ambulance 1055			
06/24/2021	California Tire	Replace damaged tire	440.84
Total Ambulance 1055			440.84
Apparatus			
Ambulance 1053			
06/02/2021	Northwest Auto Glass Inc.	Windshield crack repair Unit 1053	50.00
06/07/2021	Luna's Auto Service	Tire repair for unit 1053	30.00
06/08/2021	Northwest Auto Glass Inc.	Windhsield replacements Unit 1053	299.00
Total Ambulance 1053			379.00
Ambulance 1054			
06/02/2021	Northwest Auto Glass Inc.	Windshield replacement Unit 1054	299.99
Total Ambulance 1054			299.99
Brush 1046			
06/02/2021	Northwest Auto Glass Inc.	Windshield crack repair Unit 1046	50.00
Total Brush 1046			50.00
Brush 1048			
06/24/2021	Larry H Miller	PO 4014, Brush 1048- repairs and maintenance	3,045.68
06/24/2021	Larry H Miller	Repair to DEF system	0.00
Total Brush 1048			3,045.68
Pumper 1005			
06/04/2021	Diamondback Fire & Rescue	Oil and Annual Maintenance	643.87
Total Pumper 1005			643.87
Rescue 1038			
06/21/2021	Tire Pro Automotive	Fuel filter repair and replace	444.54
Total Rescue 1038			444.54
Type 1 Engine 1041			
06/04/2021	Diamondback Fire & Rescue	Oil and Annual Maintenance	643.88
Total Type 1 Engine 1041			643.88
Type 1 Engine 1042			
06/04/2021	Diamondback Fire & Rescue	Oil and Annual Maintenance	643.87
06/15/2021	John Schwamm	Radio on engine 1042	137.50
Total Type 1 Engine 1042			781.37

2:50 PM

07/16/21

Accrual Basis

Tubac Fire District
Fleet Repairs & Maintenance
June 2021

Date	Source Name	Memo	Amount
Type 1 Engine 1044			
06/04/2021	Diamondback Fire & Rescue	Oil and Annual Maintenance	643.88
Total Type 1 Engine 1044			643.88
Total Apparatus			6,932.21
Polaris 1056			
06/17/2021	Oreilly Auto	Wheel nut for spare tire	9.14
06/19/2021	Martin Motorsports	Oil change for Polaris while on wildland assignment	196.10
Total Polaris 1056			205.24
TOTAL			7,578.29

2:48 PM

07/16/21

Accrual Basis

Tubac Fire District

Station Utilities, Supplies, and Repairs & Maintenance

June 2021

Date	Source Name	Memo	Amount
Stations			
Station 1			
06/02/2021	Prudential Overall Supply	Station Supplies	30.77
06/09/2021	Prudential Overall Supply	Station Supplies	30.77
06/09/2021	EPCOR	June water bill	81.92
06/10/2021	Century Link 326B	Internet June 2021	190.70
06/16/2021	Unisource Energy Services (Gas)	2227 E FRONTAGE RD, TUBAC, AZ 85646 Small Volume Public Authorit...	22.13
06/16/2021	Unisource Energy Services (Gas)	2227 E FRONTAGE RD, TUBAC, AZ 85646 Small Volume Public Authorit...	22.13
06/16/2021	Prudential Overall Supply	Station Supplies	30.77
06/19/2021	Direct TV - 9236	TV for period 06/18/21-07/17/21	149.98
06/23/2021	Prudential Overall Supply	Station Supplies Station 1	30.77
06/28/2021	Waste Management of Tucson	Trash Service for Station #1	209.09
06/30/2021	Prudential Overall Supply	Station Supplies Station 1	30.77
Total Station 1			829.80
Station 2			
06/01/2021	Central Alarm	Access Control Full Service from 6/1/21 - 6/30/21	60.00
06/01/2021	Arizona Propane	Propane Station 2	125.00
06/02/2021	Prudential Overall Supply	Station Supplies	37.47
06/07/2021	Terminix	Pest Control at Station 2	120.00
06/09/2021	Prudential Overall Supply	Station Supplies	37.47
06/10/2021	John Schwamm	Supply and Install New Electric Door Strikes	700.00
06/11/2021	Direct TV - 9885	Station 2 TV from 5/27/21 - 6/26/21	156.98
06/16/2021	Liberty Utilities #84201956-84305894	84201956-84305894 1360 W FRONTAGE RD	315.15
06/16/2021	Prudential Overall Supply	Station Supplies	37.47
06/17/2021	Bustamante Refrigeration, LLC	Tested 3 Units for proper operation	190.00
06/18/2021	Century Link 011B	Monthly Internet for Station 2 June 2021	62.73
06/19/2021	Unisource Energy Services (Electric)	333 Camino Josephina, Rio Rico, AZ 85648 Medium General Service (Ser...	1,061.40
06/20/2021	Simply Bits, LLC	Account #: CA17981 Internet and long distance for July 2021	592.56
06/22/2021	Arizona Propane	Propane Station 2	1,379.51
06/22/2021	Unisource Energy Services (Electric)	455 Camino Agosto, 1, Rio Rico, AZ 85648 Small General Service (Servic...	185.40
06/24/2021	Prudential Overall Supply	Station Supplies Station 2	37.47
06/24/2021	Unisource Energy Services (Electric)	563 Camino Lito Galindo, Rio Rico, AZ 85648 Medium General Service (S...	857.34
06/28/2021	Direct TV - 9885	Station 2 TV from 6/27/21 - 7/26/21	156.98
06/28/2021	Waste Management of Tucson	Trash Service for Station #2	208.81
06/28/2021	Cactus Heating & Cooling	Service unit and added Freon Station 2	243.18
06/30/2021	Prudential Overall Supply	Station Supplies Station 2	37.47
Total Station 2			6,602.39
Station 3			
06/01/2021	Direct TV - 0393	TV for period 06/02/21 - 07/01/21	146.98
06/01/2021	Canyon Disposal, Inc.	garbage service	227.70
06/02/2021	Prudential Overall Supply	Station Supplies	35.13
06/07/2021	Liberty Utilities 84207196-84305894	Service Address: 333 CAMINO JOSEFINA 04/29/21-05/27/21 RR17006...	200.98
06/09/2021	Prudential Overall Supply	Station Supplies	35.13
06/10/2021	John Schwamm	Supply and Install new HD gate operator (liftmaster)	4,200.00
06/15/2021	John Schwamm	Troubleshoot gate operation, Keypad, power operator remove and replace.	137.50
06/16/2021	Prudential Overall Supply	Station Supplies	35.13
06/16/2021	Unisource Energy Services (Electric)	2227 E. Frontage Rd. TUBAC, AZ 85646 Small General Service (Service ...	572.54
06/17/2021	Terminix	Pest Control at Station 3	149.00
06/20/2021	Simply Bits, LLC	Account #: CA24338 Station 3, Internet and long distance for July 2021	693.52
06/23/2021	Prudential Overall Supply	Station Supplies Station 3	35.13

2:48 PM

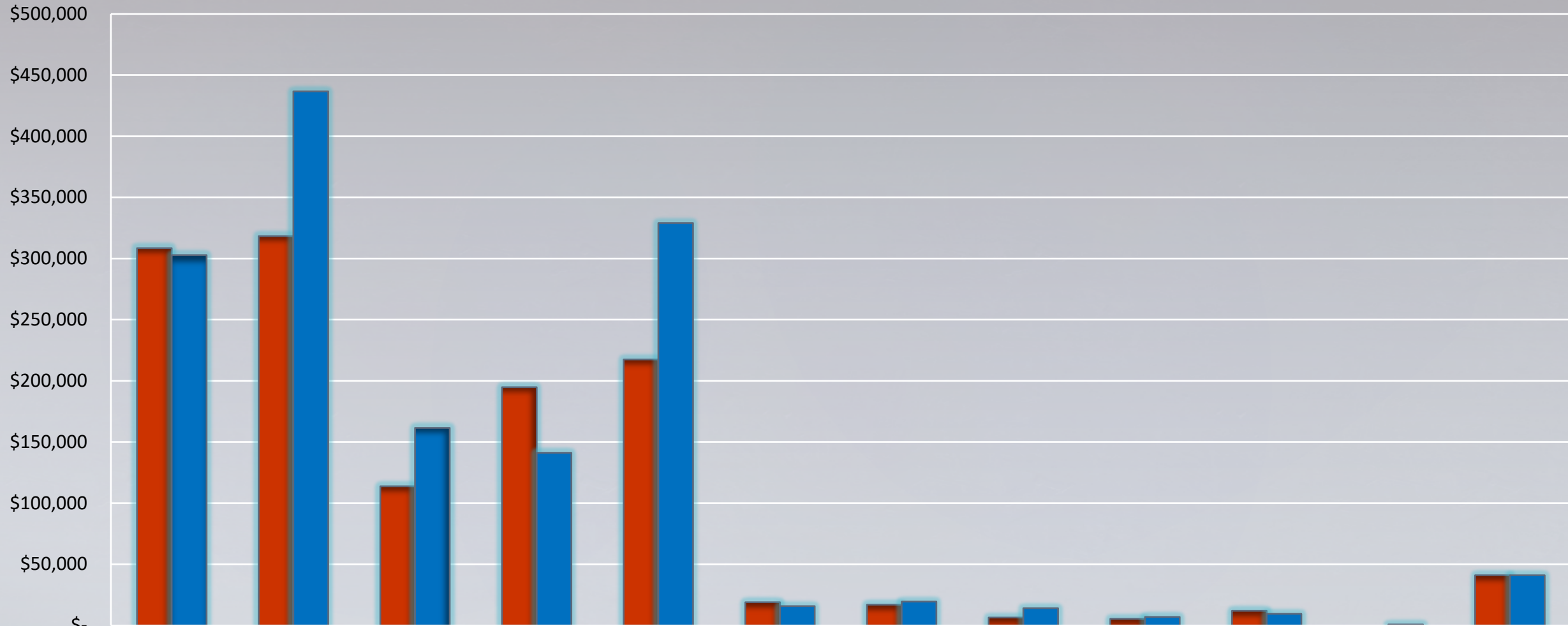
07/16/21

Accrual Basis

Tubac Fire District
Station Utilities, Supplies, and Repairs & Maintenance
 June 2021

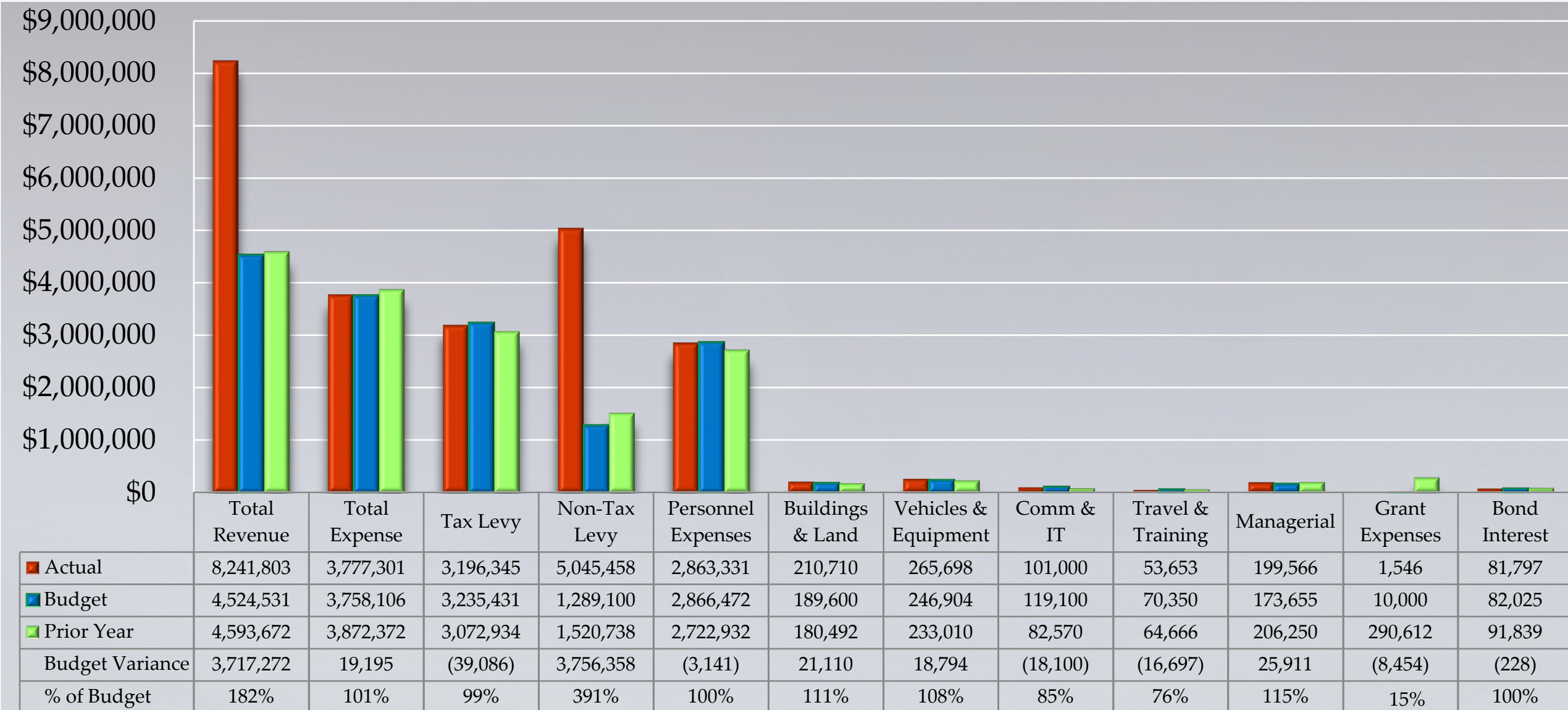
Date	Source Name	Memo	Amount
06/30/2021	Prudential Overall Supply	Station Supplies Station 3	35.13
06/30/2021	Canyon Disposal, Inc.	garbage service	227.70
Total Station 3			6,731.57
Station 4			
06/02/2021	Prudential Overall Supply	Station Supplies	35.13
06/02/2021	Terminix	Pest Control	143.00
06/07/2021	Liberty Utilities #8134207237-305894	Acct #84207237-84305894 for Water Service from 04/30/21 to 05/28/21 at...	521.71
06/09/2021	Prudential Overall Supply	Station Supplies	35.13
06/10/2021	John Schwamm	Supply and Install New Electric Door Strikes	700.00
06/14/2021	Ace	Connectors and plugs	23.30
06/16/2021	Prudential Overall Supply	Station Supplies	35.13
06/17/2021	Bustamante Refrigeration, LLC	Found System Down Due to System Being Frozen	190.00
06/20/2021	Simply Bits, LLC	Account #: CA243397 Internet and long distance for July 2021	700.80
06/23/2021	Prudential Overall Supply	Station Supplies Station 4	35.13
06/25/2021	Unisource Energy Services (Electric)	149 Ruta Camaron, Rio Rico, AZ 85648 Medium General Service (Service...	828.46
06/30/2021	Prudential Overall Supply	Station Supplies Station 4	35.13
Total Station 4			3,282.92
Total Stations			17,446.68
TOTAL			17,446.68

June 2021




Actual	\$308,534	\$318,398	\$113,784	\$194,750	\$217,569	\$18,936	\$16,966	\$6,532	\$5,397	\$11,986	\$0	\$41,013
Budget	\$302,755	\$436,647	\$161,580	\$141,175	\$328,953	\$15,789	\$19,530	\$14,079	\$6,975	\$9,471	\$837	\$41,013
Variance	5,779	(118,248)	(47,796)	53,575	(111,384)	3,147	(2,564)	(7,547)	(1,578)	2,515	(837)	(0)

Fiscal Year to Date Budget to Actual



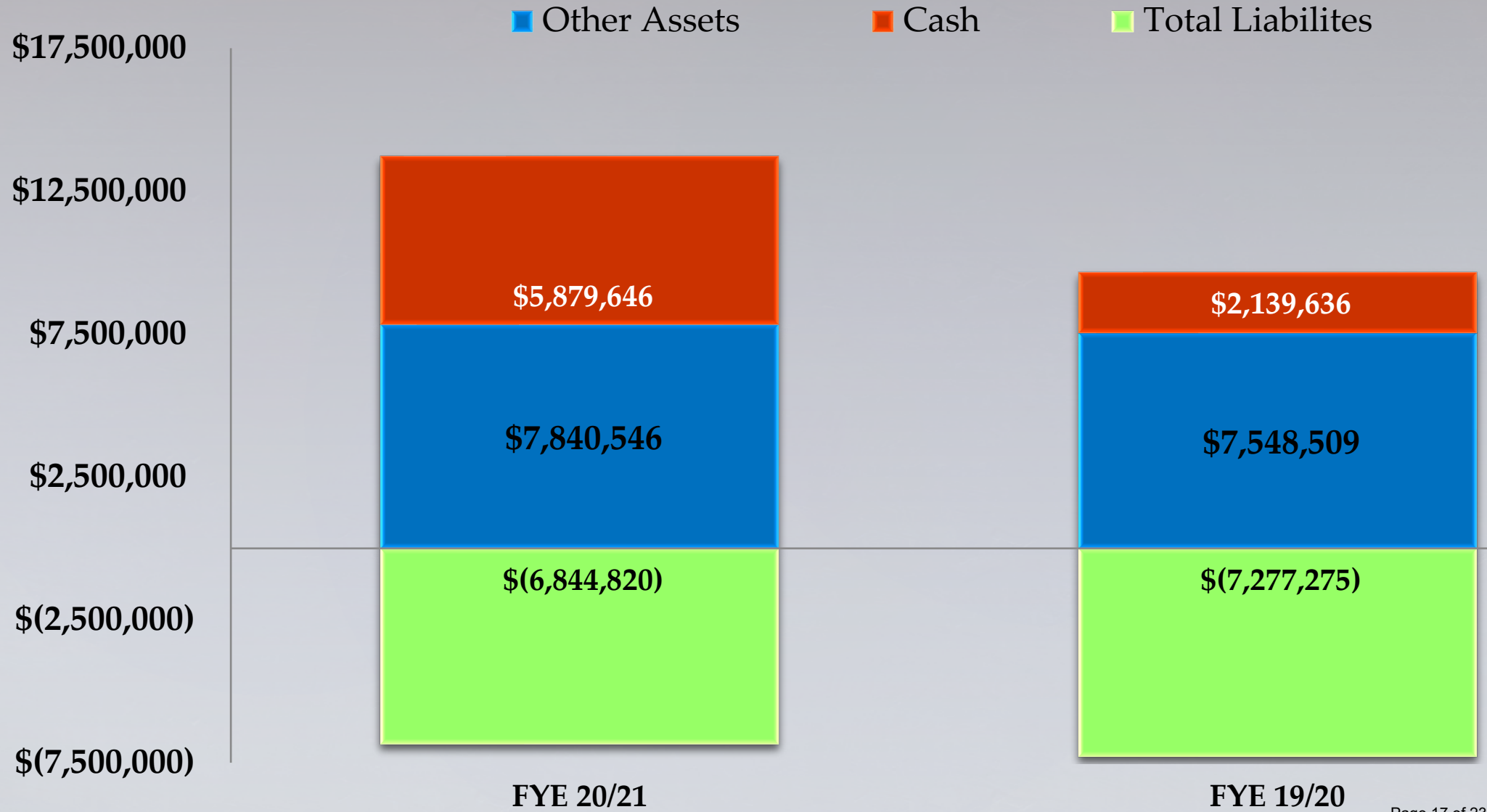
Percentage of Expenses Year to Date



Fire District Averages

Personnel	81%
Operations	11%
Communications	2%
Administrative	6%

Cash Position



Tubac Fire District
 Monthly Disbursement Report

June 2021

Type	Date	Num	Name	Memo	Amount	Balance
1072 - Bill.com Money Out Clearing						
General Journal	06/02/2021	2021-105		Bill.com 06/02/21 Credit P21022501 - 5343843	-311.56	-311.56
Bill Pmt -Check	06/09/2021	Bill.com	Liberty Utilities #84201956-8...	https://app01.us.bill.com/BillPay?id=blp01CBV...	-623.12	-934.68
Bill Pmt -Check	06/09/2021	Bill.com	Unisource Energy Services (...)	https://app01.us.bill.com/BillPay?id=blp01OFLT...	-815.25	-1,749.93
Bill Pmt -Check	06/09/2021	Bill.com	Laura Summerfield	https://app01.us.bill.com/BillPay?id=blp01WYN...	-342.06	-2,091.99
Bill Pmt -Check	06/09/2021	Bill.com	Great America Leasing Corp.	https://app01.us.bill.com/BillPay?id=blp01SRG...	-217.68	-2,309.67
Bill Pmt -Check	06/09/2021	Bill.com	Prudential Overall Supply	https://app01.us.bill.com/BillPay?id=blp01SIPF...	-37.47	-2,347.14
Bill Pmt -Check	06/09/2021	Bill.com	Coppersmith Brockelman PLC	https://app01.us.bill.com/BillPay?id=blp01IQBM...	-1,740.00	-4,087.14
Bill Pmt -Check	06/09/2021	Bill.com	Prudential Overall Supply	https://app01.us.bill.com/BillPay?id=blp01RDM...	-30.77	-4,117.91
Bill Pmt -Check	06/09/2021	Bill.com	Fry Fire District*	https://app01.us.bill.com/BillPay?id=blp01BKK...	-1,436.20	-5,554.11
Bill Pmt -Check	06/09/2021	Bill.com	Pathfinder Strategies	https://app01.us.bill.com/BillPay?id=blp01ALOS...	-3,500.00	-9,054.11
Bill Pmt -Check	06/09/2021	Bill.com	Prudential Overall Supply	https://app01.us.bill.com/BillPay?id=blp01YEXP...	-35.13	-9,089.24
Bill Pmt -Check	06/09/2021	Bill.com	Prudential Overall Supply	https://app01.us.bill.com/BillPay?id=blp01PPBI...	-35.13	-9,124.37
Bill Pmt -Check	06/09/2021	Bill.com	Unisource Energy Services (...)	https://app01.us.bill.com/BillPay?id=blp01NHO...	-719.05	-9,843.42
Bill Pmt -Check	06/09/2021	Bill.com	Legal Shield	https://app01.us.bill.com/BillPay?id=blp01KLR...	-51.80	-9,895.22
Bill Pmt -Check	06/09/2021	Bill.com	Modular Solutions	https://app01.us.bill.com/BillPay?id=blp01GCB...	-800.00	-10,695.22
Bill Pmt -Check	06/09/2021	Bill.com	PIMA COMMUNITY COLLE...	https://app01.us.bill.com/BillPay?id=blp01KYJT...	-7,600.00	-18,295.22
General Journal	06/09/2021	2021-107		Bill.com 06/09/21 Payables Funding	17,983.66	-311.56
Bill Pmt -Check	06/11/2021	Bill.com	Prudential Overall Supply	https://app01.us.bill.com/BillPay?id=blp01GQM...	-35.13	-346.69
Bill Pmt -Check	06/11/2021	Bill.com	Prudential Overall Supply	https://app01.us.bill.com/BillPay?id=blp01UHM...	-35.13	-381.82
Bill Pmt -Check	06/11/2021	Bill.com	Century Link 326B	https://app01.us.bill.com/BillPay?id=blp01LAEZ...	-165.70	-547.52
Bill Pmt -Check	06/11/2021	Bill.com	Prudential Overall Supply	https://app01.us.bill.com/BillPay?id=blp01SVO...	-30.77	-578.29
Bill Pmt -Check	06/11/2021	Bill.com	Collection Agency of the Hig...	https://app01.us.bill.com/BillPay?id=blp01DPV...	-52.87	-631.16
Bill Pmt -Check	06/11/2021	Bill.com	Nogales Tactical LLC*	https://app01.us.bill.com/BillPay?id=blp01RZVX...	-91.21	-722.37
Bill Pmt -Check	06/11/2021	Bill.com	Direct TV - 9885	https://app01.us.bill.com/BillPay?id=blp01CSXJ...	-156.98	-879.35
Bill Pmt -Check	06/11/2021	Bill.com	Nogales Tactical LLC*	https://app01.us.bill.com/BillPay?id=blp01HGT...	-181.31	-1,060.66
Bill Pmt -Check	06/11/2021	Bill.com	James Vincent Group	https://app01.us.bill.com/BillPay?id=blp01MWO...	-2,700.00	-3,760.66
Bill Pmt -Check	06/11/2021	Bill.com	Voyager Fleet Systems Inc	https://app01.us.bill.com/BillPay?id=blp01WZL...	-384.28	-4,144.94
Bill Pmt -Check	06/11/2021	Bill.com	V191 & Associates	https://app01.us.bill.com/BillPay?id=blp01NXTD...	-541.67	-4,686.61
Bill Pmt -Check	06/11/2021	Bill.com	Human Resource Strategies	https://app01.us.bill.com/BillPay?id=blp01YJUS...	-500.00	-5,186.61
Bill Pmt -Check	06/11/2021	Bill.com	Nogales Tactical LLC*	https://app01.us.bill.com/BillPay?id=blp01DPR...	-135.75	-5,322.36
Bill Pmt -Check	06/11/2021	Bill.com	Prudential Overall Supply	https://app01.us.bill.com/BillPay?id=blp01XQB...	-30.77	-5,353.13
Bill Pmt -Check	06/11/2021	Bill.com	Pedro Mendoza	https://app01.us.bill.com/BillPay?id=blp01UCP...	-250.00	-5,603.13
Bill Pmt -Check	06/11/2021	Bill.com	Nogales Tactical LLC*	https://app01.us.bill.com/BillPay?id=blp01EQK...	-81.43	-5,684.56
Bill Pmt -Check	06/11/2021	Bill.com	Locality Media, Inc.	https://app01.us.bill.com/BillPay?id=blp01SXFY...	-885.33	-6,569.89
Bill Pmt -Check	06/11/2021	Bill.com	Nogales Tactical LLC*	https://app01.us.bill.com/BillPay?id=blp01SIBD...	-241.05	-6,810.94
Bill Pmt -Check	06/11/2021	Bill.com	Locality Media, Inc.	https://app01.us.bill.com/BillPay?id=blp01UPB...	-4,600.00	-11,410.94
Bill Pmt -Check	06/11/2021	Bill.com	Verizon	https://app01.us.bill.com/BillPay?id=blp01EPEE...	-928.86	-12,339.80
Bill Pmt -Check	06/11/2021	Bill.com	Nogales Tactical LLC*	https://app01.us.bill.com/BillPay?id=blp01MJM...	-138.96	-12,478.76
Bill Pmt -Check	06/11/2021	Bill.com	Nogales Tactical LLC*	https://app01.us.bill.com/BillPay?id=blp01ZELO...	-150.38	-12,629.14
Bill Pmt -Check	06/11/2021	Bill.com	Nogales Tactical LLC*	https://app01.us.bill.com/BillPay?id=blp01TWC...	-313.23	-12,942.37
Bill Pmt -Check	06/11/2021	Bill.com	Helmet Peak Volunteer Fire ...	https://app01.us.bill.com/BillPay?id=blp01ZUYP...	-3,600.00	-16,542.37
Bill Pmt -Check	06/11/2021	Bill.com	Nogales Tactical LLC*	https://app01.us.bill.com/BillPay?id=blp01ZPR...	-32.57	-16,574.94
Bill Pmt -Check	06/11/2021	Bill.com	Ricardo Rodriguez*	https://app01.us.bill.com/BillPay?id=blp01HZSE...	-54.33	-16,629.27
Bill Pmt -Check	06/11/2021	Bill.com	Nogales Tactical LLC*	https://app01.us.bill.com/BillPay?id=blp01SQC...	-104.22	-16,733.49
Bill Pmt -Check	06/11/2021	Bill.com	Prudential Overall Supply	https://app01.us.bill.com/BillPay?id=blp01PQD...	-37.47	-16,770.96
Bill Pmt -Check	06/11/2021	Bill.com	Ben Guerrero	https://app01.us.bill.com/BillPay?id=blp01DQY...	-35.88	-16,806.84
Bill Pmt -Check	06/11/2021	Bill.com	John Schwamm	https://app01.us.bill.com/BillPay?id=blp01RJZD...	-1,400.00	-18,206.84
Bill Pmt -Check	06/11/2021	Bill.com	Waste Management of Tucs...	https://app01.us.bill.com/BillPay?id=blp01EKW...	-208.59	-18,415.43

Tubac Fire District
Monthly Disbursement Report

June 2021

Type	Date	Num	Name	Memo	Amount	Balance
Bill Pmt -Check	06/11/2021	Bill.com	CenturyLink	https://app01.us.bill.com/BillPay?id=blp01AIOZ...	-3.69	-18,419.12
Bill Pmt -Check	06/11/2021	Bill.com	W.W. Williams	https://app01.us.bill.com/BillPay?id=blp01QSO...	-392.97	-18,812.09
Bill Pmt -Check	06/11/2021	Bill.com	Direct TV - 0393	https://app01.us.bill.com/BillPay?id=blp01AMJE...	-146.98	-18,959.07
Bill Pmt -Check	06/11/2021	Bill.com	Nogales Tactical LLC*	https://app01.us.bill.com/BillPay?id=blp01RCR...	-141.14	-19,100.21
Bill Pmt -Check	06/11/2021	Bill.com	Canyon Disposal, Inc.	https://app01.us.bill.com/BillPay?id=blp01QCF...	-227.70	-19,327.91
Bill Pmt -Check	06/11/2021	Bill.com	Verizon	https://app01.us.bill.com/BillPay?id=blp01PNX...	-320.08	-19,647.99
Bill Pmt -Check	06/11/2021	Bill.com	Nogales Tactical LLC*	https://app01.us.bill.com/BillPay?id=blp01KZFE...	-54.29	-19,702.28
Bill Pmt -Check	06/11/2021	Bill.com	Senergy Petroleum	https://app01.us.bill.com/BillPay?id=blp01DTP...	-1,023.71	-20,725.99
Bill Pmt -Check	06/11/2021	Bill.com	Nogales Tactical LLC*	https://app01.us.bill.com/BillPay?id=blp01QVY...	-97.74	-20,823.73
Bill Pmt -Check	06/11/2021	Bill.com	Nogales Tactical LLC*	https://app01.us.bill.com/BillPay?id=blp01RCD...	-48.86	-20,872.59
Bill Pmt -Check	06/11/2021	Bill.com	John Schwamm	https://app01.us.bill.com/BillPay?id=blp01FIHK...	-225.00	-21,097.59
Bill Pmt -Check	06/11/2021	Bill.com	Nogales Tactical LLC*	https://app01.us.bill.com/BillPay?id=blp01FMC...	-15.19	-21,112.78
Bill Pmt -Check	06/11/2021	Bill.com	Liberty Utilities #813420723...	https://app01.us.bill.com/BillPay?id=blp01WAP...	-521.71	-21,634.49
Bill Pmt -Check	06/11/2021	Bill.com	Waste Management of Tucs...	https://app01.us.bill.com/BillPay?id=blp01UHG...	-208.81	-21,843.30
Bill Pmt -Check	06/11/2021	Bill.com	Nogales Tactical LLC*	https://app01.us.bill.com/BillPay?id=blp01ARZY...	-247.42	-22,090.72
Bill Pmt -Check	06/11/2021	Bill.com	Nextrio, LLC	https://app01.us.bill.com/BillPay?id=blp01SSTT...	-3,503.55	-25,594.27
Bill Pmt -Check	06/11/2021	Bill.com	Nogales Tactical LLC*	https://app01.us.bill.com/BillPay?id=blp01DAK...	-27.14	-25,621.41
Bill Pmt -Check	06/11/2021	Bill.com	Nogales Tactical LLC*	https://app01.us.bill.com/BillPay?id=blp01RBU...	-193.26	-25,814.67
Bill Pmt -Check	06/11/2021	Bill.com	Nogales Tactical LLC*	https://app01.us.bill.com/BillPay?id=blp01RJV...	-217.15	-26,031.82
Bill Pmt -Check	06/11/2021	Bill.com	Life-Assist, Inc.	https://app01.us.bill.com/BillPay?id=blp01YBE...	-2,043.49	-28,075.31
Bill Pmt -Check	06/11/2021	Bill.com	Terminix	https://app01.us.bill.com/BillPay?id=blp01JFSC...	-149.00	-28,224.31
Bill Pmt -Check	06/11/2021	Bill.com	Pitney Bowes Global Financi...	https://app01.us.bill.com/BillPay?id=blp01XOB...	-86.67	-28,310.98
Bill Pmt -Check	06/11/2021	Bill.com	Prudential Overall Supply	https://app01.us.bill.com/BillPay?id=blp01JUKH...	-35.13	-28,346.11
Bill Pmt -Check	06/11/2021	Bill.com	Central Alarm	https://app01.us.bill.com/BillPay?id=blp01SAW...	-60.00	-28,406.11
Bill Pmt -Check	06/11/2021	Bill.com	Nogales Tactical LLC*	https://app01.us.bill.com/BillPay?id=blp01QZO...	-241.57	-28,647.68
Bill Pmt -Check	06/11/2021	Bill.com	Nextrio, LLC	https://app01.us.bill.com/BillPay?id=blp01QIGK...	-606.89	-29,254.57
Bill Pmt -Check	06/11/2021	Bill.com	Nogales Tactical LLC*	https://app01.us.bill.com/BillPay?id=blp01EPM...	-34.73	-29,289.30
Bill Pmt -Check	06/11/2021	Bill.com	Life-Assist, Inc.	https://app01.us.bill.com/BillPay?id=blp01DKX...	-234.52	-29,523.82
Bill Pmt -Check	06/11/2021	Bill.com	Nogales Tactical LLC*	https://app01.us.bill.com/BillPay?id=blp01WSRI...	-119.44	-29,643.26
Bill Pmt -Check	06/11/2021	Bill.com	Prudential Overall Supply	https://app01.us.bill.com/BillPay?id=blp01PVW...	-37.47	-29,680.73
Bill Pmt -Check	06/11/2021	Bill.com	Liberty Utilities 84207196-84...	https://app01.us.bill.com/BillPay?id=blp01AGW...	-200.98	-29,881.71
Bill Pmt -Check	06/11/2021	Bill.com	Nogales Tactical LLC*	https://app01.us.bill.com/BillPay?id=blp01XLCQ...	-32.57	-29,914.28
Bill Pmt -Check	06/11/2021	Bill.com	Santa Cruz Valley Reg Hosp...	https://app01.us.bill.com/BillPay?id=blp01VCW...	-5,950.00	-35,864.28
Bill Pmt -Check	06/11/2021	Bill.com	Prudential Overall Supply	https://app01.us.bill.com/BillPay?id=blp01HAB...	-35.13	-35,899.41
General Journal	06/11/2021	2021-094		Bill.com 06/11/21 Payables Funding	35,587.85	-311.56
Bill Pmt -Check	06/18/2021	Bill.com	Valley Imaging Solutions Inc.	https://app01.us.bill.com/BillPay?id=blp01CYS...	-72.03	-383.59
Bill Pmt -Check	06/18/2021	Bill.com	The Mahoney Group	https://app01.us.bill.com/BillPay?id=blp01EKN...	-10,270.00	-10,653.59
Bill Pmt -Check	06/18/2021	Bill.com	Diamondback Fire & Rescue	https://app01.us.bill.com/BillPay?id=blp01SMJL...	-2,575.50	-13,229.09
Bill Pmt -Check	06/18/2021	Bill.com	Fry Fire District*	https://app01.us.bill.com/BillPay?id=blp01YJD...	-1,186.95	-14,416.04
Bill Pmt -Check	06/18/2021	Bill.com	The Mahoney Group	https://app01.us.bill.com/BillPay?id=blp01IBGF...	-95.50	-14,511.54
Bill Pmt -Check	06/18/2021	Bill.com	Valley Imaging Solutions Inc.	https://app01.us.bill.com/BillPay?id=blp01WZA...	-18.42	-14,529.96
General Journal	06/18/2021	2021-096		Bill.com 06/18/21 Payables Funding	14,218.40	-311.56
Bill Pmt -Check	06/23/2021	Bill.com	PraxAir 3502	https://app01.us.bill.com/BillPay?id=blp01QSM...	-677.38	-988.94
Bill Pmt -Check	06/23/2021	Bill.com	Prudential Overall Supply	https://app01.us.bill.com/BillPay?id=blp01ZXC...	-35.13	-1,024.07
Bill Pmt -Check	06/23/2021	Bill.com	Praxair 9892	https://app01.us.bill.com/BillPay?id=blp01ULAY...	-183.10	-1,207.17
Bill Pmt -Check	06/23/2021	Bill.com	Prudential Overall Supply	https://app01.us.bill.com/BillPay?id=blp01LZXF...	-30.77	-1,237.94
Bill Pmt -Check	06/23/2021	Bill.com	Praxair 8440	https://app01.us.bill.com/BillPay?id=blp01HKFY...	-488.26	-1,726.20
Bill Pmt -Check	06/23/2021	Bill.com	EPCOR	https://app01.us.bill.com/BillPay?id=blp01QNR...	-81.92	-1,808.12
Bill Pmt -Check	06/23/2021	Bill.com	Terminix	https://app01.us.bill.com/BillPay?id=blp01HMF...	-143.00	-1,951.12
Bill Pmt -Check	06/23/2021	Bill.com	Prudential Overall Supply	https://app01.us.bill.com/BillPay?id=blp01ICIUY...	-37.47	-1,988.59

2:33 PM

07/16/21

Accrual Basis

**Tubac Fire District
Monthly Disbursement Report**

June 2021

Type	Date	Num	Name	Memo	Amount	Balance
Bill Pmt -Check	06/23/2021	Bill.com	Prudential Overall Supply	https://app01.us.bill.com/BillPay?id=blp01FEBF...	-35.13	-2,023.72
General Journal	06/23/2021	2021-098		Bill.com 06/23/21 Payables Funding	1,712.16	-311.56
Bill Pmt -Check	06/25/2021	Bill.com	Vision Service Plan	https://app01.us.bill.com/BillPay?id=blp01XOB...	-325.86	-637.42
Bill Pmt -Check	06/25/2021	Bill.com	Unisource Energy Services (...)	https://app01.us.bill.com/BillPay?id=blp01UAJS...	-22.13	-659.55
Bill Pmt -Check	06/25/2021	Bill.com	Century Link 326B	https://app01.us.bill.com/BillPay?id=blp01NXB...	-190.70	-850.25
Bill Pmt -Check	06/25/2021	Bill.com	Simply Bits, LLC	https://app01.us.bill.com/BillPay?id=blp01TFBI...	-592.56	-1,442.81
Bill Pmt -Check	06/25/2021	Bill.com	BCBS of Arizona	https://app01.us.bill.com/BillPay?id=blp01RDN...	-20,715.10	-22,157.91
Bill Pmt -Check	06/25/2021	Bill.com	Unisource Energy Services (...)	https://app01.us.bill.com/BillPay?id=blp01INSC...	-22.13	-22,180.04
Bill Pmt -Check	06/25/2021	Bill.com	Unisource Energy Services (...)	https://app01.us.bill.com/BillPay?id=blp01HDLA...	-572.54	-22,752.58
Bill Pmt -Check	06/25/2021	Bill.com	Purchase Power	https://app01.us.bill.com/BillPay?id=blp01WUW...	-100.00	-22,852.58
Bill Pmt -Check	06/25/2021	Bill.com	Senergy Petroleum	https://app01.us.bill.com/BillPay?id=blp01QIU...	-2,988.77	-25,841.35
Bill Pmt -Check	06/25/2021	Bill.com	Coppersmith Brockelman PLC	https://app01.us.bill.com/BillPay?id=blp01HUE...	-405.00	-26,246.35
Bill Pmt -Check	06/25/2021	Bill.com	Simply Bits, LLC	https://app01.us.bill.com/BillPay?id=blp01FJNI...	-693.52	-26,939.87
Bill Pmt -Check	06/25/2021	Bill.com	Century Link 011B	https://app01.us.bill.com/BillPay?id=blp01TDZY...	-62.73	-27,002.60
Bill Pmt -Check	06/25/2021	Bill.com	Simply Bits, LLC	https://app01.us.bill.com/BillPay?id=blp01KLU...	-903.11	-27,905.71
Bill Pmt -Check	06/25/2021	Bill.com	Terminix	https://app01.us.bill.com/BillPay?id=blp01SZM...	-120.00	-28,025.71
Bill Pmt -Check	06/25/2021	Bill.com	Liberty Utilities #84201956-8...	https://app01.us.bill.com/BillPay?id=blp01SWT...	-315.15	-28,340.86
Bill Pmt -Check	06/25/2021	Bill.com	Bank of America	https://app01.us.bill.com/BillPay?id=blp01FOA...	-3,396.90	-31,737.76
Bill Pmt -Check	06/25/2021	Bill.com	Legal Shield	https://app01.us.bill.com/BillPay?id=blp01BUQ...	-51.80	-31,789.56
Bill Pmt -Check	06/25/2021	Bill.com	Arizona Propane	https://app01.us.bill.com/BillPay?id=blp01XVM...	-1,379.51	-33,169.07
Bill Pmt -Check	06/25/2021	Bill.com	Simply Bits, LLC	https://app01.us.bill.com/BillPay?id=blp01WVN...	-700.80	-33,869.87
Bill Pmt -Check	06/25/2021	Bill.com	Great America Leasing Corp.	https://app01.us.bill.com/BillPay?id=blp01ANT...	-217.68	-34,087.55
General Journal	06/25/2021	2021-097		Bill.com 06/25/21 Payables Funding	33,775.99	-311.56
General Journal	06/29/2021	2021-100		Bill.com 06/29/21 Credit P21032501 - 2716616	-1,500.00	-1,811.56
General Journal	06/30/2021	2021-101		Bill.com 06/30/21 Payables Funding	1,500.00	-311.56
Total 1072 · Bill.com Money Out Clearing					-311.56	-311.56
1127 · Cash with County Treasurer						
Deposit	06/07/2021	48412		T61-2062 / 2591- May 2021 property tax revenue	-158,501.15	-158,501.15
General Journal	06/30/2021	2021-107		To Record Property Tax for June 2021	36,315.29	-122,185.86
Total 1127 · Cash with County Treasurer					-122,185.86	-122,185.86
1129 · Operational						
Deposit	06/01/2021			Deposit	5,956.66	5,956.66
Deposit	06/01/2021			Deposit	2,438.59	8,395.25
Deposit	06/01/2021			Deposit	500.00	8,895.25
Check	06/02/2021	25786	Katherine Roloson	Refund overpayment	-93.17	8,802.08
Check	06/02/2021	25787	Nationwide Retirement Solut...	Plan 401A - Pay period ending May 30, 2021	-1,282.25	7,519.83
Check	06/02/2021	25788	Nationwide Retirement Solut...	Entity No 0345 - Pay period ending May 30, 2021	-1,158.13	6,361.70
Check	06/02/2021	25789	Security Benefit	Payer ID# 613624000 - Pay period end May 30,...	-375.00	5,986.70
Check	06/02/2021	25790	Green Valley F.F.A.	Pay period ending May 30, 2021	-468.00	5,518.70
Deposit	06/02/2021			Deposit	1,496.56	7,015.26
General Journal	06/02/2021	2021-105		Bill.com 06/02/21 Credit P21022501 - 5343843	311.56	7,326.82
Deposit	06/03/2021			Deposit	90.17	7,416.99
Deposit	06/03/2021			Deposit	949.33	8,366.32
Deposit	06/03/2021			Deposit	24,446.87	32,813.19
Deposit	06/03/2021			Deposit	1,441.68	34,254.87
Deposit	06/03/2021			Deposit	333.74	34,588.61

2:33 PM
07/16/21
Accrual Basis

Tubac Fire District
Monthly Disbursement Report
June 2021

Type	Date	Num	Name	Memo	Amount	Balance
Check	06/04/2021	ACH	PUBLIC SAFETY PERSON...	Pay period ending May 30, 2021	-23,737.89	10,850.72
General Journal	06/04/2021	2021-106			-63,400.72	-52,550.00
General Journal	06/04/2021	2021-106			-1,701.79	-54,251.79
General Journal	06/04/2021	2021-106			-11,409.01	-65,660.80
General Journal	06/04/2021	2021-106			-281.25	-65,942.05
General Journal	06/04/2021	2021-106			-2,710.00	-68,652.05
Deposit	06/04/2021			Deposit	1,236.48	-67,415.57
Deposit	06/07/2021			Deposit	233,763.45	166,347.88
Deposit	06/07/2021			Deposit	200.42	166,548.30
Deposit	06/08/2021			Deposit	34.75	166,583.05
Deposit	06/08/2021			Deposit	1,791.57	168,374.62
General Journal	06/09/2021	2021-107		Bill.com 06/09/21 Payables Funding	-17,983.66	150,390.96
Deposit	06/10/2021			Deposit	250.00	150,640.96
Check	06/10/2021	25791	John Schwamm		-4,200.00	146,440.96
Deposit	06/10/2021			Deposit	656.40	147,097.36
General Journal	06/11/2021	2021-094		Bill.com 06/11/21 Payables Funding	-35,587.85	111,509.51
Deposit	06/11/2021			Deposit	228.80	111,738.31
Deposit	06/11/2021			Deposit	112.12	111,850.43
Deposit	06/11/2021			Deposit	492.67	112,343.10
Deposit	06/11/2021			Deposit	1,723.19	114,066.29
Deposit	06/12/2021			Deposit	1,498.39	115,564.68
Deposit	06/14/2021			Deposit	3,456.22	119,020.90
Check	06/15/2021	ACH	Aflac	Invoice #853586	-246.00	118,774.90
Check	06/15/2021	25792	Green Valley F.F.A.	Pay period ending June 13, 2021	-450.00	118,324.90
Check	06/15/2021	25793	Security Benefit	Payer ID#613624000 / Pay period end June 13,...	-375.00	117,949.90
Check	06/15/2021	25794	Nationwide Retirement Solut...	Entity No. 0345- Pay period ending June 13, 20...	-1,158.13	116,791.77
Check	06/15/2021	25795	Nationwide Retirement Solut...	Plan 401A - Pay period end June 13, 2021	-1,159.65	115,632.12
Deposit	06/15/2021			Deposit	475.39	116,107.51
Deposit	06/15/2021			Deposit	4,487.89	120,595.40
Deposit	06/15/2021			Deposit	1,390.75	121,986.15
Deposit	06/15/2021			Interest	6.90	121,993.05
Check	06/15/2021		FDGL		-45.33	121,947.72
Check	06/15/2021			Service Charge	-726.23	121,221.49
Deposit	06/16/2021			Deposit	488.17	121,709.66
Deposit	06/16/2021			Deposit	122.51	121,832.17
Deposit	06/17/2021			Deposit	1,288.06	123,120.23
Deposit	06/17/2021			Deposit	235.98	123,356.21
Deposit	06/17/2021			Deposit	179.59	123,535.80
Check	06/18/2021	ACH	PUBLIC SAFETY PERSON...	Pay period ending June 13, 2021	-22,116.68	101,419.12
General Journal	06/18/2021	2021-096		Bill.com 06/18/21 Payables Funding	-14,218.40	87,200.72
General Journal	06/18/2021	2021-099			-56,128.28	31,072.44
General Journal	06/18/2021	2021-099			-1,387.35	29,685.09
General Journal	06/18/2021	2021-099			-12,098.84	17,586.25
General Journal	06/18/2021	2021-099			-276.74	17,309.51
General Journal	06/18/2021	2021-099			-310.00	16,999.51
Check	06/20/2021	ACH	Enterprise FM Trust	Invoice #FBN4228979	-2,276.37	14,723.14
Deposit	06/21/2021			Deposit	100.00	14,823.14
Deposit	06/21/2021			Deposit	1,094.92	15,918.06
Check	06/22/2021	25796	Arizona Department of Healt...	CON #6 renewal	-50.00	15,868.06
Check	06/22/2021	25797	Daniel D. Day	Refund overpayment	-105.90	15,762.16

2:33 PM
07/16/21
Accrual Basis

Tubac Fire District
Monthly Disbursement Report
June 2021

Type	Date	Num	Name	Memo	Amount	Balance
Deposit	06/22/2021			Deposit	2,491.65	18,253.81
Deposit	06/22/2021			Deposit	122.05	18,375.86
Deposit	06/23/2021			Deposit	1,392.09	19,767.95
Deposit	06/23/2021			Deposit	194.97	19,962.92
Deposit	06/23/2021			Deposit	3,995.22	23,958.14
Deposit	06/23/2021			Deposit	250.00	24,208.14
Deposit	06/23/2021			Deposit	1,014.54	25,222.68
General Journal	06/23/2021	2021-098		Bill.com 06/23/21 Payables Funding	-1,712.16	23,510.52
Deposit	06/24/2021			Deposit	2,978.76	26,489.28
Deposit	06/24/2021			Deposit	550.00	27,039.28
General Journal	06/25/2021	2021-097		Bill.com 06/25/21 Payables Funding	-33,775.99	-6,736.71
Deposit	06/25/2021			Deposit	31,635.19	24,898.48
Deposit	06/25/2021			Deposit	1,342.03	26,240.51
Deposit	06/25/2021			Deposit	381.92	26,622.43
Deposit	06/28/2021			Deposit	2,023.75	28,646.18
Deposit	06/28/2021			Deposit	90.63	28,736.81
Check	06/29/2021	25798	Security Benefit	Payer ID#613624000 / Pay period end June 27,...	-375.00	28,361.81
Check	06/29/2021	25799	Nationwide Retirement Solut...	Entity No. 0345 - Pay period end June 27, 2021	-1,358.13	27,003.68
Check	06/29/2021	25800	Nationwide Retirement Solut...	Plan 401A - Pay period end June 27, 2021	-1,283.89	25,719.79
Check	06/29/2021	25801	Green Valley F.F.A.	Pay period ending June 27, 2021	-450.00	25,269.79
General Journal	06/29/2021	2021-100		Bill.com 06/29/21 Credit P21032501 - 2716616	1,500.00	26,769.79
Deposit	06/29/2021			Deposit	11,968.94	38,738.73
Deposit	06/30/2021			Deposit	1,301.00	40,039.73
General Journal	06/30/2021	2021-101		Bill.com 06/30/21 Payables Funding	-1,500.00	38,539.73
Deposit	06/30/2021			Deposit	100.00	38,639.73
Deposit	06/30/2021			Deposit	460.45	39,100.18
Deposit	06/30/2021			Deposit	1,058.22	40,158.40
Total 1129 · Operational					40,158.40	40,158.40
1130 · Savings Acct.						
Deposit	06/30/2021			Interest	190.82	190.82
Total 1130 · Savings Acct.					190.82	190.82
TOTAL					-82,148.20	-82,148.20

Tubac Fire District

Twelve-Month Cash Flow

Fiscal Year
Begins: Jul-20

Tubac Fire District

	Beginning	Jul-20	Aug-20	Sep-20	Oct-20	Nov-20	Dec-20	Jan-21	Feb-21	Mar-21	Apr-21	May-21	Jun-21	Monthly Average	Overview
Cash Summary															
Cash on Hand <small>(beginning of month)</small>	1,903,291	1,903,291	1,691,189	1,551,593	1,387,498	5,496,841	6,084,874	5,757,247	5,834,039	5,740,743	5,503,341	5,748,924	5,715,953	4,367,961	
Cash Available (on hand + receipts, before cash out)	1,903,291	2,131,793	1,817,562	1,720,626	5,823,775	6,339,139	6,415,642	6,459,711	6,142,183	5,929,120	6,070,175	5,971,204	6,110,590	5,077,627	
Cash Position (end of month)	1,903,291	1,691,189	1,551,593	1,387,498	5,496,841	6,084,874	5,757,247	5,834,039	5,740,743	5,503,341	5,748,924	5,715,953	5,634,117	4,678,863	
Line of Credit Available	1,000,000	1,000,000	1,000,000	1,000,000	1,000,000	1,000,000	1,000,000	1,000,000	1,000,000	1,000,000	1,000,000	1,000,000	1,000,000		
Cash Receipts															
Tax Levy Revenue		12,489	8,294	8,567	394,491	760,934	288,975	190,174	141,949	131,747	502,625	158,501	113,784	226,044	
Other Cash Inflows		216,013	118,078	160,466	4,041,785	81,364	41,793	512,290	166,196	56,631	64,209	63,779	280,853	483,621	
Line of Credit		0	0	0	0	0	0	0	0	0	0	0	0	0	
Total Cash Receipts		228,502	126,372	169,033	4,436,276	842,298	330,768	702,464	308,145	188,378	566,834	222,280	394,637	709,666	
Cash Paid Out															
Disbursements		440,603	265,969	333,128	326,934	254,265	658,833	625,672	401,441	425,780	321,251	255,251	476,474	398,800	
Capital Outlay		0	0	0	0	0	0	0	0	0	0	0	0	0	
Repayment of LOC		0	0	0	0	0	0	0	0	0	0	0	0	0	
Total Cash Paid Out		440,603	265,969	333,128	326,934	254,265	658,833	625,672	401,441	425,780	321,251	255,251	476,474	398,800	
		(Actual)	(Actual)	(Actual)	(Actual)	(Actual)	(Actual)	(Actual)	(Actual)	(Actual)	(Actual)	(Actual)	(Actual)	(Actual)	