



## Tubac Fire Board Meeting

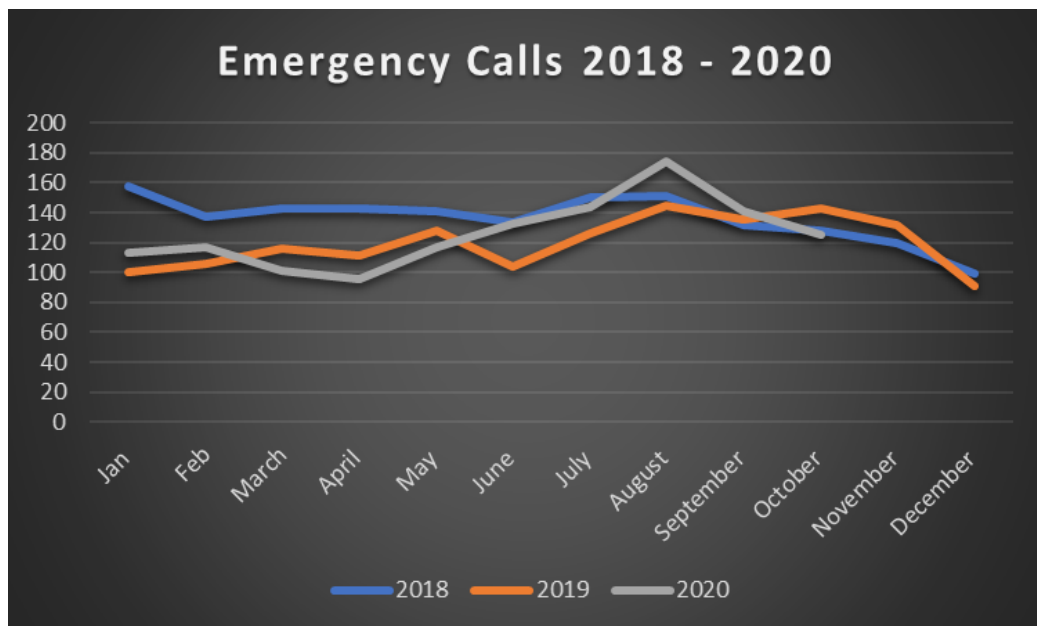
November, 2020

### Staff Report

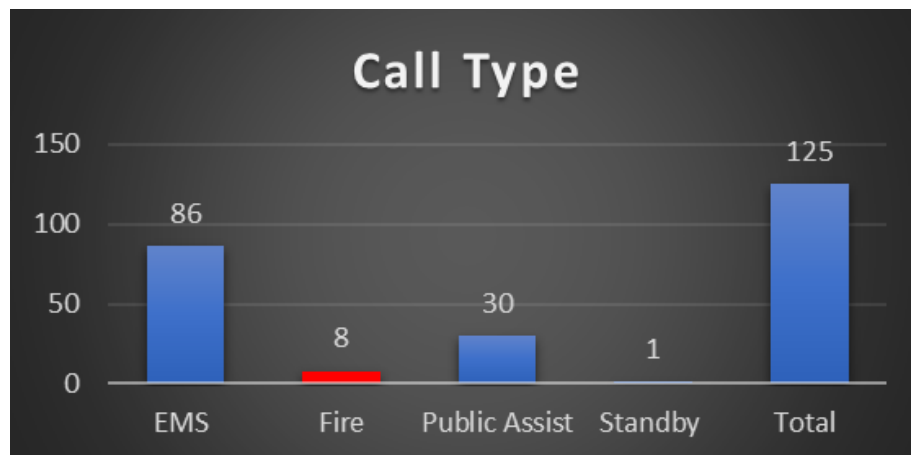
The mission of the Tubac Fire District is to create a safer environment within our community in order to increase the quality of life which our citizens may enjoy.

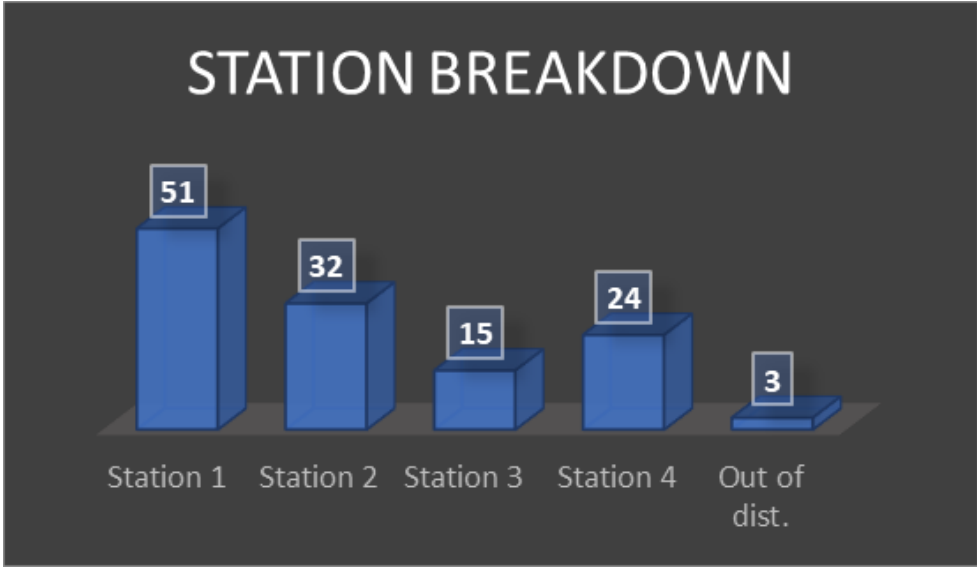
#### Operations Update

##### Annual Data



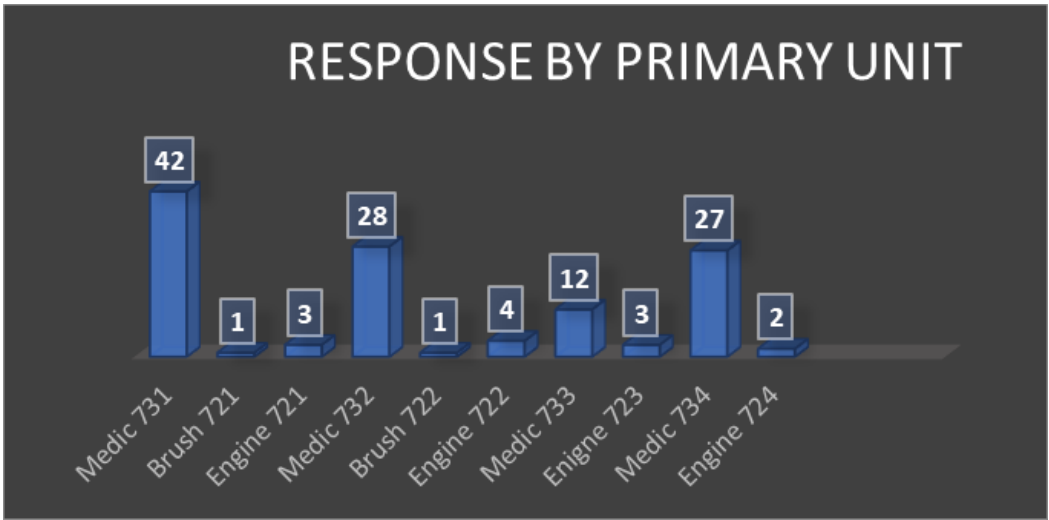
##### October 2020 Data

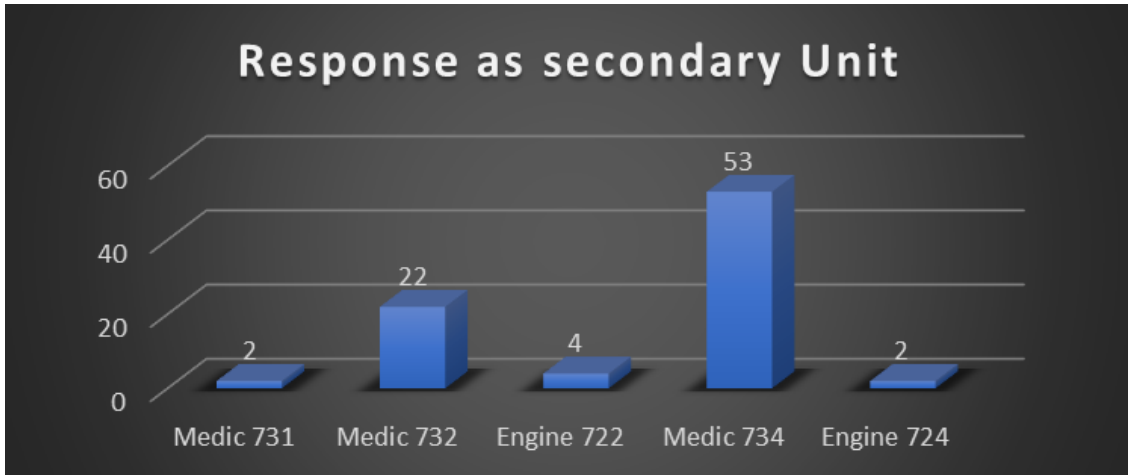




The above chart reflects unique incidents by station, not total number of unit responses. For example, for a motor vehicle accident (MVA), more than one TFD unit will respond to the call, which is tracked as one unique incident for the primary responding unit.

- Station 1 – Average 50 unique incidents per month
- Station 2 – Average 51 unique incidents per month
- Station 3 – Average 10 unique incidents per month
- Station 4 – Average 19 unique incidents per month





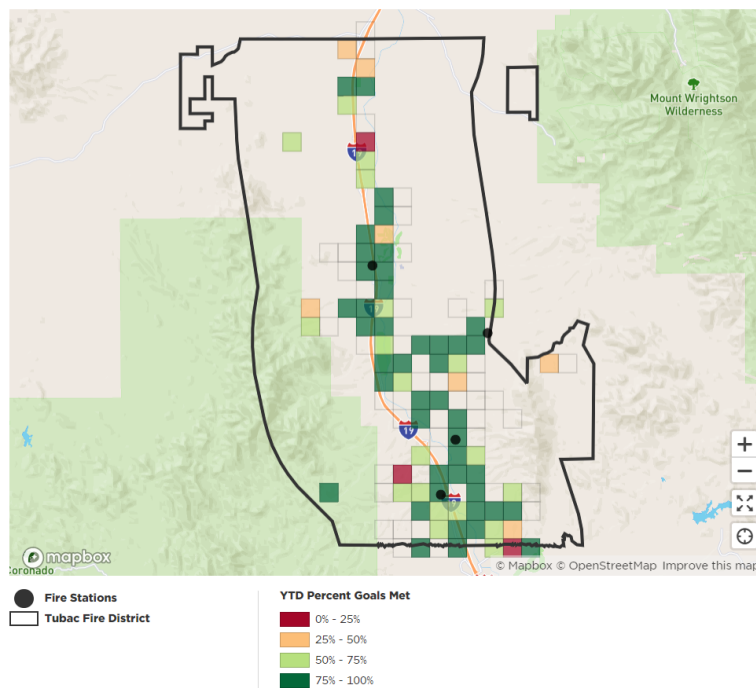
### Response Goals

- Turnout Time = 2 minutes
- First Arrival Travel Time = 8 minutes
- ERF Travel Time = 10 minutes
- First Arrival Response Time = 10 minutes
- ERF Response Time = 12 minutes

### Maps and Geospatial Analysis

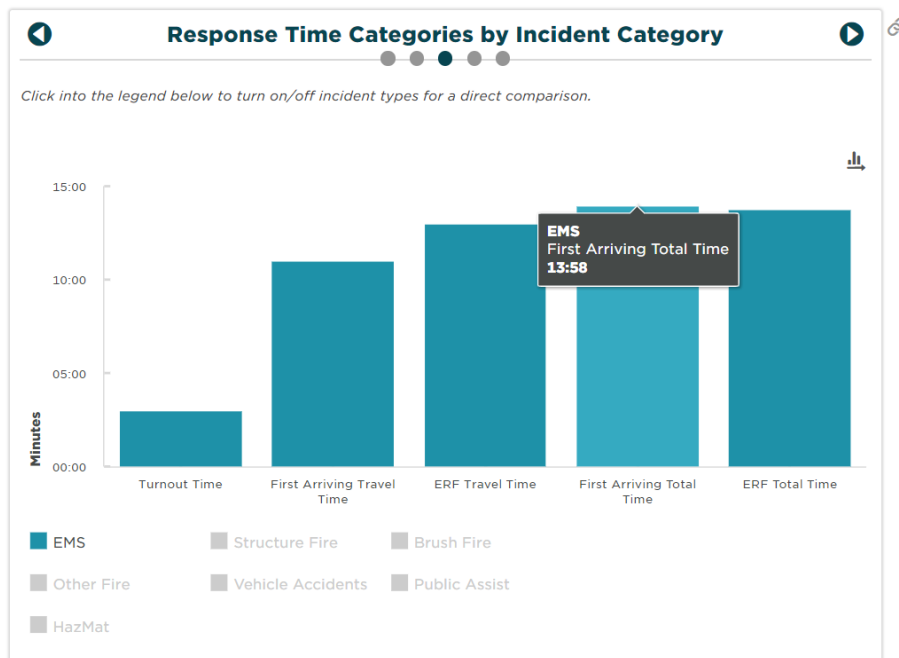
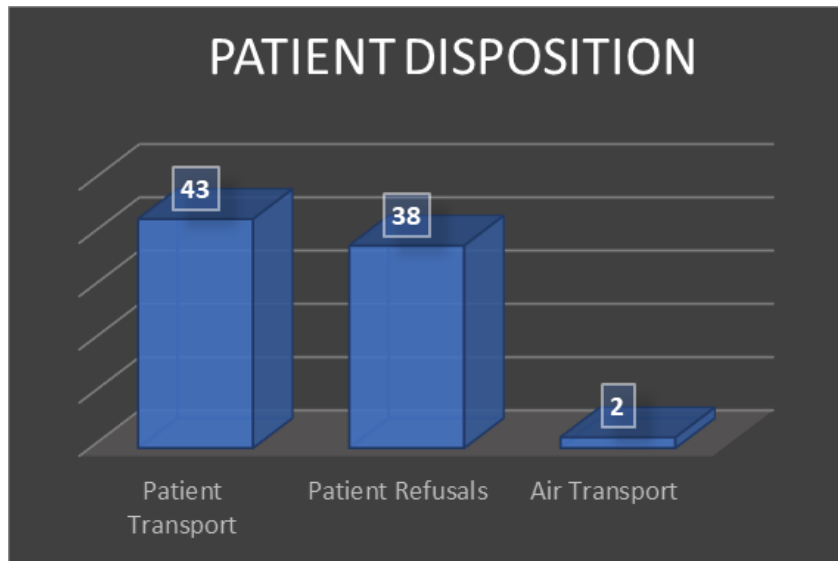
The map below show **year-to-date total goals met** for each planning zone. Click into the map to reveal the goals met by response time category.

Year-to-Date Total Response Goals Met by Planning Zone



## Emergency Medical Services Response

- ❖ Staff reviewed EMS 911 responses for the past month.

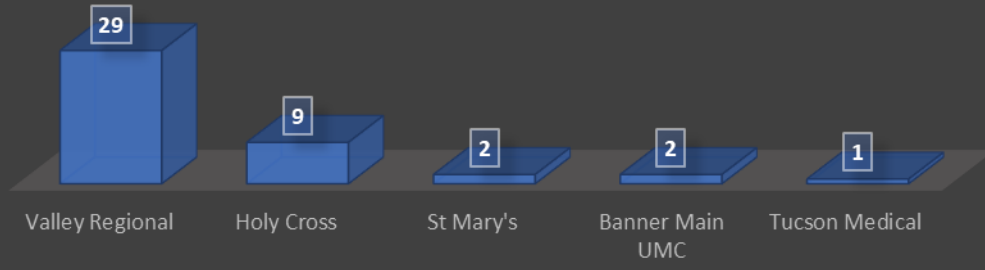


This chart indicates YTD response information for all EMS calls. TFD is responding to 90% of all EMS calls within 13:58

TFD CON Response Requirement per AZDHS:

- 50% within 8 minutes
- 70% within 15 minutes

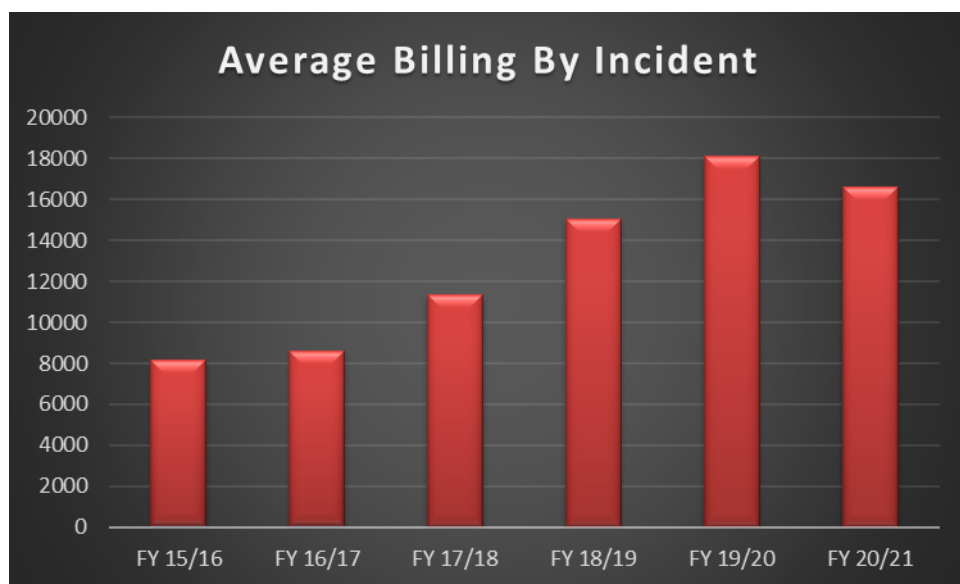
## TRANSPORT DESTINATION



## Wildland Update

Updated 11/12

Tubac Fire District Out of District Wildland Response - FY 20/21						
Travel Per Diem	Equip Total	Payroll Total	Fire Total	Fire Date - Month	Location	Payment Amount Received
\$0.00	\$5,784.52	\$5,430.44	\$11,214.96	7/6/2020	Sasabe	\$11,214.96
\$0.00	\$7,281.36	\$10,786.20	\$18,067.56	7/7/2020	Williams	\$18,067.56
\$0.00	\$5,433.52	\$7,037.16	\$12,470.68	7/12/2020	Sahuarita	\$12,470.68
\$0.00	\$510.00	\$259.75	\$769.75	7/15/2020	Arivaca	\$769.75
\$0.00	\$388.38	\$323.21	\$711.59	8/3/2020	Arivaca	\$711.59
\$0.00	\$3,327.52	\$5,622.74	\$8,950.26	8/7/2020	Mayer	\$8,950.26
\$0.00	\$215.04	\$1,023.63	\$1,238.67	8/17/2020	Patagonia	1238.67
\$426.00	\$588.80	\$3,335.76	\$4,350.56	8/19/2020	Globe	4350.56
\$958.50	\$1,199.36	\$7,030.71	\$9,188.57	8/23/2020	Globe	9188.57
\$691.29	\$3,187.50	\$3,254.91	\$7,133.70	8/20/2020	Sacramento, CA	7133.7
\$61.85	\$6,035.00	\$6,777.34	\$12,874.19	8/21/2020	Moccasin, CA	12874.19
\$64.15	\$13,685.00	\$14,823.86	\$28,573.01	8/25/2020	Oroville, CA	28573.01
\$0.00	\$680.00	\$794.89	\$1,474.89	8/24/2020	Rio Rico	1474.89
\$0.00	\$3,867.50	\$4,175.96	\$8,043.46	8/28/2020	Marana	8043.46
\$464.95	\$33,750.00	\$20,117.71	\$54,332.66	9/6/2020	Tollhouse, CA	54332.66
\$379.26	\$4,395.52	\$19,066.86	\$23,841.64	9/6/2020	Susanville, CA	
\$903.68	\$8,627.50	\$9,842.93	\$19,374.11	9/25/2020	Cave Creek, AZ	
\$109.30	\$1,479.68	\$1,705.75	\$3,294.73	10/1/2020	Douglas, AZ	
\$2,296.18	\$57,592.50	\$21,842.32	\$81,731.00	10/1/2020	Colorado Springs, CO	
\$1,128.19	\$12,517.12	\$17,788.74	\$31,434.05	10/16/2020	Prescott, AZ	
\$7,483.35	\$170,545.82	\$161,040.87	\$339,070.04			\$179,394.51



**Number of Out of District WL Incident Responses:**

- ❖ FY 15/16 = 45
- ❖ FY 16/17 = 53
- ❖ FY 17/18 = 40
- ❖ FY 18/19 = 35
- ❖ FY 19/20 = 13
- ❖ FY 20/21 = 20

## Administration Update

### Plan/Review Prevention

Tubac Fire District Development Update				
Type	Description	Location	Progress	Date PD
Commercial	Church assembly	Santa Cruz County	Onsite Construction Inspections	
Residential	Single Family Home	Tubac	Construction Plan Review	
Commercial	Station 34	Tubac	Under Construction	
Commercial	La Entrada (parking)	Tubac	Conceptual Plan Review	
Commercial	La Entrada (restaurant)	Tubac	Construction Plan Review	
Residential	Single Family Home - Veranera Ct. (sprinklers)	Tubac	Onsite Construction Inspections	
Residential	Single Family Home - Veranera Ct. (sprinklers)	Tubac	Onsite Construction Inspections	
Commercial	Businesses near Station 2	Rio Rico	Conceptual Plan Review	
Residential	Single Family Home - Circulo Bautista (sprinklers)	Tumacacori	Onsite Construction Inspections	
Residential	Single Family Home - Villaescusa 13 (sprinklers)	Tubac	Construction Plan Review	
Commercial	Construction Canopy	Rio Rico	Permit Review	
Commercial	RV Resort Expansion	Amado	Under Construction	
Commercial	W. Frontage Rd. (Bemer)	Tumacacori	Under Construction	
Commercial	Figgys Resturant la Entrada	Tubac	Construction Plan Review	
Commercial (TI)	Tubac Rd	Tubac	Under Construction	PD \$100
Residential	Townhomes of Tubac	Tubac	Onsite Construction Inspections	not pd
Commercial	Store addition	Rio Rico	Construction Plan Review	not pd
Residential	Duplex New	Rio Rico	Construction Plan Review	not pd
Commercial	Pest Control (TI)	Amado	Construction Plan Review	not pd
Commercial	Rio Rico Self Storage (TI)	Rio Rico	Construction Plan Review	PD \$250
Event Permit Request	RRHS graduation fireworks	Rio Rico	Project Complete	PD \$150
Residential	Cir Bautista (sprinkler)	Tubac	Construction Plan Review	PD \$150
Commercial	outsidegrow area 2935 frontage rd	Amado	Construction Plan Review	not pd
Residential	Townhomes of Tubac (Fire sprinklers)	Tubac	Under Construction	PD
Residential	Ave De Garza	Rio Rico	Under Construction	PD
Residential	Tierra Libre Ct	Tubac	Under Construction	PD \$150
Residential	Salero ( Consultation)	Rio Rico	Project Complete	PD \$126.56