

# Tubac Fire District

2227 E I-19 Frontage Rd  
Tubac, AZ 85646  
520.398.2255



## Monthly Financial Report – June 2023

Attached are the following for your information and review:

1. Balance Sheet as of June 30, 2023.
2. Summary of Reconciled Cash Balances as of June 30, 2023.
3. Income Statement of Revenues and Expenditures for June 2023 including budget to actual and year-to-date balances.
4. Income vs. Expenses Graph for June 2023.
5. Fixed Asset Additions and Disposals for FY 22/23.
6. Liabilities & Securities for FY 22/23.
7. Fleet Repairs & Maintenance Expenses.
8. Station Utilities, Supplies, and Repairs & Maintenance Expenses.
9. Board Presentation.
10. Monthly Disbursement Report.
11. 12-Month Cash Flow.

### Key points:

- Total Revenue for June is \$228,662 which is \$32,401 under budget.
- Santa Cruz County Revenue for June is \$132,958, which is under budget by \$11,069.
- Non-Levy Revenue is \$95,704 which is under budget by \$21,332, driven by lower than anticipated Wildland revenue.
- Operating Expenses for June totaled \$423,203 which is under budget by \$75,526.
  - Personnel Expenses are under budget by \$72,934, driven by lower Wildland wages and vacation/sick pay.
- YTD Total Revenue is \$4,679,830 which is \$79,960 over budget.
  - Property Tax revenue is \$207,475 over budget.
- YTD Operating Expense is \$3,849,940 which is \$148,806 under budget.
- Cash balance as of June 2023 is \$6,110,727, which is up \$236,467 from last year.

Please contact the Finance Director for any questions or concerns regarding this report.

**This report and the attached detail reports have been reviewed and approved by the Fire Board.**

---

Board Clerk

---

Date

**Tubac Fire District**  
**Balance Sheet**  
As of June 30, 2023

	Jun 30, 23	Jun 30, 22	\$ Change
<b>ASSETS</b>			
<b>Current Assets</b>			
<b>Checking/Savings</b>			
1127 · Cash with County Treasurer	42,266.09	31,053.18	11,212.91
1129 · Operational	1,144,267.54	927,643.83	216,623.71
1130 · Savings Acct.	4,647,523.19	4,645,665.27	1,857.92
1131 · Bond Account	276,669.95	269,897.06	6,772.89
<b>Total Checking/Savings</b>	<b>6,110,726.77</b>	<b>5,874,259.34</b>	<b>236,467.43</b>
<b>Accounts Receivable</b>			
1245 · Property Tax Receivable	276,237.05	276,237.05	0.00
1200 · Wildland Receivable	5,281.83	34,892.11	-29,610.28
1205 · Other Receivables	16,630.15	18,307.51	-1,677.36
1250 · Ambulance Receivable	287,977.57	287,977.57	0.00
1251 · Allowance for Ambulance Receiv	-177,869.25	-177,869.25	0.00
<b>Total Accounts Receivable</b>	<b>408,257.35</b>	<b>439,544.99</b>	<b>-31,287.64</b>
<b>Other Current Assets</b>			
1732 · Right to Use Vehicles	59,505.76	59,505.76	0.00
1737 · Right to Use Amortization	-17,039.00	-17,039.00	0.00
1270 · Lease Receivable	232,881.00	232,881.00	0.00
1400 · Prepaid Expense	74,092.93	26,656.40	47,436.53
<b>Total Other Current Assets</b>	<b>349,440.69</b>	<b>302,004.16</b>	<b>47,436.53</b>
<b>Total Current Assets</b>	<b>6,868,424.81</b>	<b>6,615,808.49</b>	<b>252,616.32</b>
<b>Fixed Assets</b>			
1711 · Land - Non-depreciable	257,352.00	257,352.00	0.00
1745 · AD - Equipment	-1,578,828.38	-1,578,828.38	0.00
1735 · AD - Vehicles	-2,568,969.10	-2,568,969.10	0.00
1725 · AD - Building	-2,060,113.30	-2,060,113.30	0.00
1730 · Vehicles	3,133,325.83	3,060,712.36	72,613.47
1740 · Equipment	1,989,703.98	1,987,714.61	1,989.37
1720 · Buildings & Improvements	6,146,795.78	6,139,995.78	6,800.00
<b>Total Fixed Assets</b>	<b>5,319,266.81</b>	<b>5,237,863.97</b>	<b>81,402.84</b>

## Tubac Fire District Balance Sheet As of June 30, 2023

	Jun 30, 23	Jun 30, 22	\$ Change
<b>Other Assets</b>			
1960 · Risk Pool Capitalization	25,881.50	15,212.25	10,669.25
1958 · Net PSPRS OPEB Asset TR 3	2,771.00	2,771.00	0.00
1957 · Net Pension Asset PSPRS TR3	30,542.00	30,542.00	0.00
1918 · Deferred Outflow PSPRS OPEB TR3	172.00	172.00	0.00
1917 · Deferred Outflows PSPRS TR 3	93,368.00	93,368.00	0.00
1956 · Net OPEB Asset	196,597.00	196,597.00	0.00
1916 · Deferred outflow - PSPRS OPEB	1,130.00	1,130.00	0.00
1915 · Deferred outflows - PSPRS	1,338,630.00	1,338,630.00	0.00
<b>Total Other Assets</b>	<b>1,689,091.50</b>	<b>1,678,422.25</b>	<b>10,669.25</b>
<b>TOTAL ASSETS</b>	<b>13,876,783.12</b>	<b>13,532,094.71</b>	<b>344,688.41</b>
<b>LIABILITIES &amp; EQUITY</b>			
<b>Liabilities</b>			
<b>Current Liabilities</b>			
<b>Accounts Payable</b>			
2000 · Accounts Payable	49,333.13	60,035.66	-10,702.53
<b>Total Accounts Payable</b>	<b>49,333.13</b>	<b>60,035.66</b>	<b>-10,702.53</b>
<b>Credit Cards</b>			
2010 · Bank of America Credit Card	6,113.01	2,288.33	3,824.68
<b>Total Credit Cards</b>	<b>6,113.01</b>	<b>2,288.33</b>	<b>3,824.68</b>
<b>Other Current Liabilities</b>			
2070 · Deferred Inflows - Leases	228,480.00	228,480.00	0.00
2316 · Deferred Inflows - PSPRS OPEB	122,692.00	122,692.00	0.00
2318 · Deferred Inflows PSPRS OPEB TR3	798.00	798.00	0.00
2317 · Deferred Inflows PSPRS TR3	22,681.00	22,681.00	0.00
2230 · Accrued Interest	1,815.53	1,815.53	0.00
2030 · Compensated Absences Payable	129,889.40	143,280.96	-13,391.56
2020 · Accrued Wages	21,722.67	21,722.67	0.00
2315 · Deferred Inflows - PSPRS	1,151,232.00	1,151,232.00	0.00
<b>2100 · Payroll Liabilities</b>			
2102 · PSPRS Payable	26,647.77	25,552.14	1,095.63
2103 · Pension Payable	1,177.74	0.00	1,177.74
2128 · Health Insurance/Vision Ins.	47,579.40	9,492.97	38,086.43
2130 · Life Insurance	1,410.99	0.00	1,410.99
2132 · Dental Insurance	5,120.22	0.00	5,120.22

**Tubac Fire District**  
**Balance Sheet**  
As of June 30, 2023

	Jun 30, 23	Jun 30, 22	\$ Change
2140 · Pre-Paid Legal	-57.77	0.00	-57.77
2100 · Payroll Liabilities - Other	3,040.08	5,136.72	-2,096.64
<b>Total 2100 · Payroll Liabilities</b>	<b>84,918.43</b>	<b>40,181.83</b>	<b>44,736.60</b>
<b>Total Other Current Liabilities</b>	<b>1,764,229.03</b>	<b>1,732,883.99</b>	<b>31,345.04</b>
<b>Total Current Liabilities</b>	<b>1,819,675.17</b>	<b>1,795,207.98</b>	<b>24,467.19</b>
<b>Long Term Liabilities</b>			
2335 · F150 Leases Payable	38,004.68	38,004.68	0.00
2330 · Ambulance Lease Payable	88,502.84	116,321.83	-27,818.99
2355 · Net Pension Liability - PSPRS	2,382,923.00	2,382,923.00	0.00
2320 · Bond Payable	2,247,641.79	2,666,560.72	-418,918.93
<b>Total Long Term Liabilities</b>	<b>4,757,072.31</b>	<b>5,203,810.23</b>	<b>-446,737.92</b>
<b>Total Liabilities</b>	<b>6,576,747.48</b>	<b>6,999,018.21</b>	<b>-422,270.73</b>
<b>Equity</b>			
3001 · Unrestricted	4,294,884.50	4,023,463.60	271,420.90
3510 · Restricted	-79,899.00	-79,899.00	0.00
3530 · Net Investment in Capital Asset	2,318,091.00	2,318,091.00	0.00
Net Income	766,959.14	271,420.90	495,538.24
<b>Total Equity</b>	<b>7,300,035.64</b>	<b>6,533,076.50</b>	<b>766,959.14</b>
<b>TOTAL LIABILITIES &amp; EQUITY</b>	<b>13,876,783.12</b>	<b>13,532,094.71</b>	<b>344,688.41</b>

**Tubac Fire District**  
**Summary of Reconciled Cash Balances**

Period Ending  
**06/30/23**

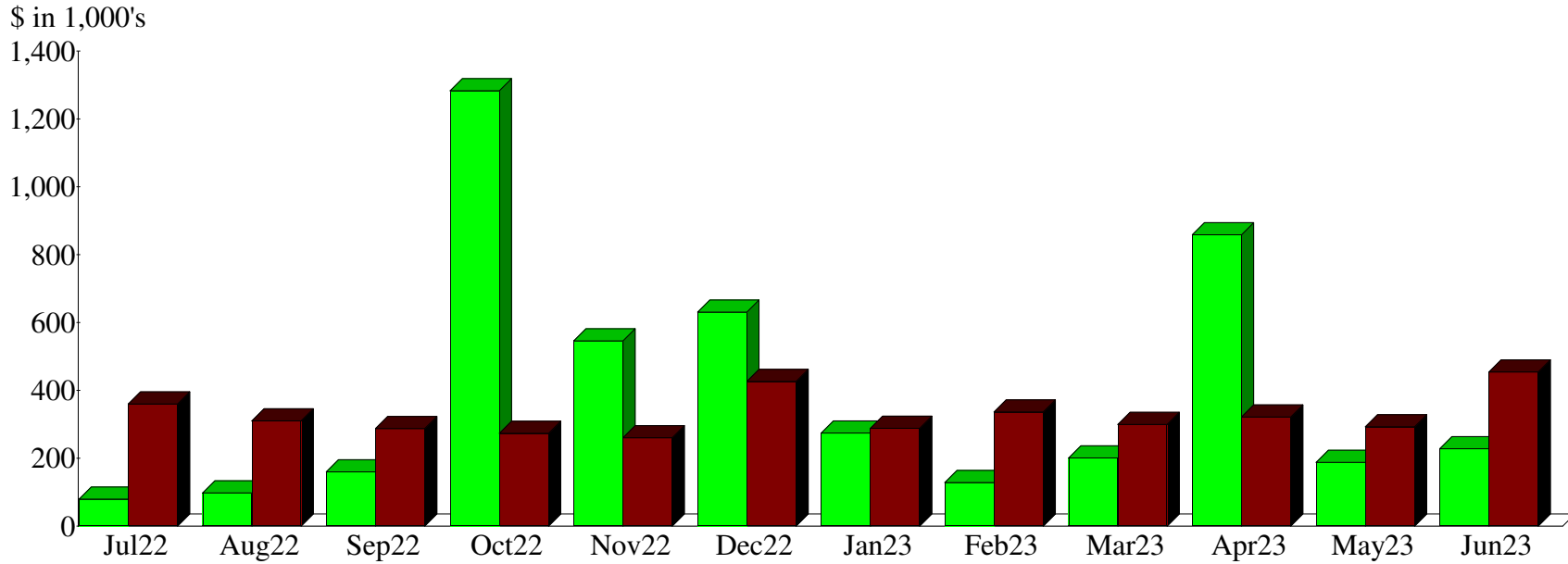
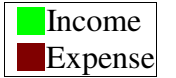
	<b>Bank of America Checking  6/30/2023</b>	<b>Santa Cruz County General Fund  6/30/2023</b>	<b>Bank of America Savings  6/30/2023</b>	<b>Santa Cruz County Bond Account  6/30/2023</b>
<b>Beginning Balance</b>	1,235,542.38	97,030.85	4,647,370.41	719,509.17
<b>Cleared Transactions</b>				
<b>Checks and Payments</b>	(378,435.58)	(97,030.85)	-	(450,384.35)
<b>Deposits and Credits</b>	288,116.20	42,266.09	152.78	7,545.13
<b>Total Cleared Transactions</b>	(90,319.38)	(54,764.76)	152.78	(442,839.22)
<b>Cleared Balance</b>	<b>1,145,223.00</b>	<b>42,266.09</b>	<b>4,647,523.19</b>	<b>276,669.95</b>
<b>Uncleared Transactions</b>				
<b>Checks and Payments</b>	(955.46)	-	-	-
<b>Deposits and Credits</b>	-	-	-	-
<b>Total Uncleared Transactions</b>	(955.46)	-	-	-
<b>Register Balance as of 06/30/23</b>	<b>1,144,267.54</b>	<b>42,266.09</b>	<b>4,647,523.19</b>	<b>276,669.95</b>

## Tubac Fire District Profit & Loss Budget Performance

June 2023

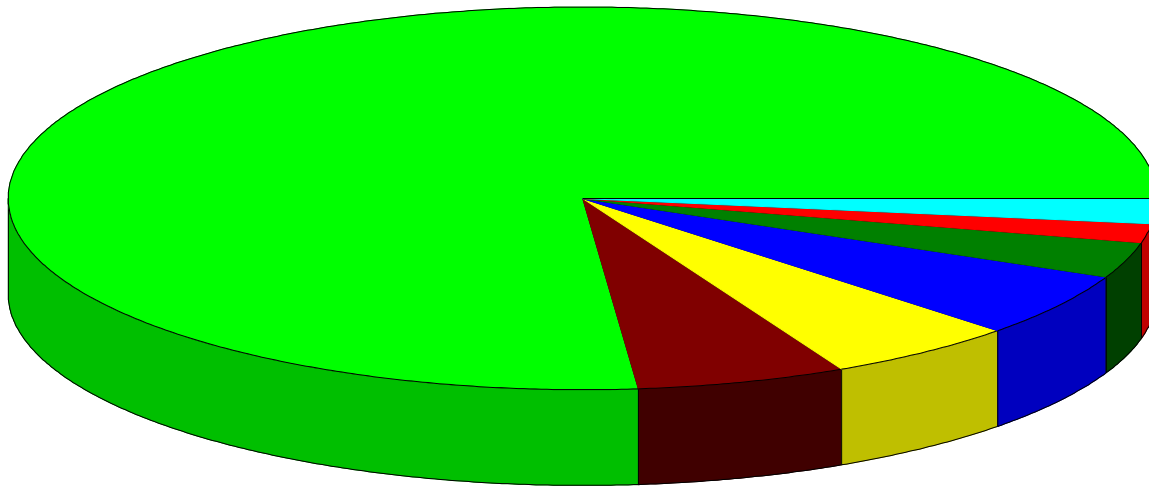
	Jun 23	Budget	\$ Over Budget	Jul '22 - Jun 23	YTD Budget	\$ Over Budget	Annual Budget
<b>Ordinary Income/Expense</b>							
<b>Income</b>							
<b>Tax Revenues</b>	132,957.70	144,027.00	-11,069.30	3,752,844.74	3,545,370.00	207,474.74	3,545,370.00
<b>Non Tax Levy Revenue</b>	95,704.06	117,036.00	-21,331.94	926,985.64	1,054,500.00	-127,514.36	1,054,500.00
<b>Total Income</b>	228,661.76	261,063.00	-32,401.24	4,679,830.38	4,599,870.00	79,960.38	4,599,870.00
<b>Gross Profit</b>	228,661.76	261,063.00	-32,401.24	4,679,830.38	4,599,870.00	79,960.38	4,599,870.00
<b>Expense</b>							
<b>Personnel Expenses</b>	356,866.58	429,801.00	-72,934.42	2,997,199.80	3,101,096.00	-103,896.20	3,101,096.00
<b>Buildings &amp; Land</b>	26,252.44	21,213.00	5,039.44	212,202.64	254,600.00	-42,397.36	254,600.00
<b>Vehicles &amp; Equipment</b>	21,022.37	20,319.00	703.37	235,738.65	251,400.00	-15,661.35	251,400.00
<b>Communications &amp; I.T.</b>	6,642.85	9,451.00	-2,808.15	121,355.53	121,000.00	355.53	121,000.00
<b>Travel &amp; Training</b>	2,793.75	6,626.00	-3,832.25	66,924.47	69,300.00	-2,375.53	69,300.00
<b>Managerial Expenses</b>	9,624.92	11,319.00	-1,694.08	216,519.31	201,350.00	15,169.31	201,350.00
<b>Total Expense</b>	423,202.91	498,729.00	-75,526.09	3,849,940.40	3,998,746.00	-148,805.60	3,998,746.00
<b>Net Ordinary Income</b>	-194,541.15	-237,666.00	43,124.85	829,889.98	601,124.00	228,765.98	601,124.00
<b>Other Income/Expense</b>							
<b>Other Expense</b>							
<b>8010 - Bond Interest</b>	31,465.42	31,465.00	0.42	62,930.84	62,931.00	-0.16	62,931.00
<b>Total Other Expense</b>	31,465.42	31,465.00	0.42	62,930.84	62,931.00	-0.16	62,931.00
<b>Net Other Income</b>	-31,465.42	-31,465.00	-0.42	-62,930.84	-62,931.00	0.16	-62,931.00
<b>Net Income</b>	<b>-226,006.57</b>	<b>-269,131.00</b>	<b>43,124.43</b>	<b>766,959.14</b>	<b>538,193.00</b>	<b>228,766.14</b>	<b>538,193.00</b>

Income and Expense by Month  
July 2022 through June 2023



Expense Summary  
July 2022 through June 2023

Personnel Expenses	76.60%
Vehicles & Equipment	6.02
Managerial Expenses	5.53
Buildings & Land	5.42
Communications & I.T.	3.10
Travel & Training	1.71
8010 - Bond Interest	1.61
<b>Total</b>	<b>\$3,912,871.24</b>



By Account





**TUBAC FIRE DISTRICT**  
**Liabilities and Securities - FY22/23**

LIABILITIES						
Description	TOTAL PRICE	CURRENT BALANCE	INTEREST RATE	FY22/23 PAYMENTS	NEXT PAYMENT	DATE OF PAYOFF
Bond	\$6,795,000.00	\$2,247,641.79	2.36%	\$62,930.84	1/1/2024	7/1/2028
Lease Payable	\$195,131.69	\$88,502.84	3.71%	\$32,134.52	2/1/2024	2/1/2026
Net Pension Liability - PSPRS		\$2,382,923.00				
F150 Lease Payable		\$38,004.68				
<b>Totals</b>		<b>\$4,757,072.31</b>		<b>\$95,065.36</b>		

SECURITIES				
Broker	CUSIP #	Description	Market Value	Maturity Date
		<b>Totals</b>	<b>\$0.00</b>	

☞ Net balance owed = **\$4,757,072.31**

5:32 PM

07/19/23

Accrual Basis

**Tubac Fire District**  
**Fleet Repairs & Maintenance**  
 June 2023

Date	Source Name	Memo	Amount
<b>Ambulance 1055</b>			
06/26/2023	Napa Auto Parts	Wiper Blade	12.66
Total Ambulance 1055			12.66
<b>Ambulance 1058</b>			
06/01/2023	California Tire	1 TIRE REPAIR 17" AMBULANCE 1058 DRIVER: ENRI...	15.00
06/29/2023	Jim Click	*REPLACE AIR FILTER, BRAKE FLUID EXCHANGE, C...	176.64
Total Ambulance 1058			191.64
<b>Apparatus</b>			
<b>Ambulance 1034</b>			
06/02/2023	Watson Chevrolet	Ambulance Repair	157.13
06/30/2023	Watson Chevrolet	Ambulance Repair for Unit # 1034	1,244.81
Total Ambulance 1034			1,401.94
<b>Ambulance 1053</b>			
06/01/2023	W.W. Williams	Fire Engine Repair	460.00
Total Ambulance 1053			460.00
<b>Ambulance 1054</b>			
06/22/2023	JIM CLICK FORD	Maintenance and warranty workLabor \$110 Parts \$188.45	326.51
Total Ambulance 1054			326.51
<b>Brush 1046</b>			
06/26/2023	Napa Auto Parts	30W	8.91
Total Brush 1046			8.91
<b>Brush 1047</b>			
06/26/2023	Napa Auto Parts	30W	8.91
Total Brush 1047			8.91
<b>Brush 1048</b>			
06/23/2023	Napa Auto Parts	Breaker 50 Amp Threaded, NCB FAST ORG PUMICE 80...	31.57
Total Brush 1048			31.57
<b>Pumper 1002</b>			
06/23/2023	Napa Auto Parts	6MO WTY BAT plus core deposits	492.72
Total Pumper 1002			492.72

5:32 PM

07/19/23

Accrual Basis

**Tubac Fire District**  
**Fleet Repairs & Maintenance**  
June 2023

<u>Date</u>	<u>Source Name</u>	<u>Memo</u>	<u>Amount</u>
<b>Rescue 1038</b>			
06/08/2023	California Tire	5 Tires and Installation	1,177.72
Total Rescue 1038			1,177.72
<b>T724 Unit 1043</b>			
06/01/2023	W.W. Williams	Fire Engine Repair	1,335.85
Total T724 Unit 1043			1,335.85
<b>Type 1 Engine 1044</b>			
06/01/2023	W.W. Williams	Fire Engine Repair	1,593.38
Total Type 1 Engine 1044			1,593.38
Total Apparatus			6,837.51
<b>TOTAL</b>			<b>7,041.81</b>

**Tubac Fire District**  
**Station Utilities, Supplies, and Repairs & Maintenance**  
**June 2023**

Date	Source Name	Memo	Amount
<b>Stations</b>			
<b>Station 1</b>			
06/01/2023	Arizona Propane	Propane for station 1	126.29
06/02/2023	Terminix	Commercial Pest Control Location: 2227 Interstate 19 Frontage	60.00
06/05/2023	Cactus Heating & Cooling	Trailer unit not cooling	120.00
06/07/2023	Prudential Overall Supply	MAT 3X4 FRONTIER BLUE LAUNDRY BAG/RACK 16X27 WHITE MAS...	43.48
06/09/2023	EPCOR	Water bill for station 1 May 08 - Jun 07	55.85
06/10/2023	Century Link 326B	Internet Jun 2023	161.24
06/12/2023	Waxie Sanitary Supply	KLEENLINE NRG NO-TOUCH FOAM, NO-Touch Pomberry, WET REFIL...	356.19
06/14/2023	Prudential Overall Supply	MAT 3X4 FRONTIER BLUE LAUNDRY BAG/RACK 16X27 WHITE MAS...	43.48
06/16/2023	Unisource Energy Services (Gas)	2227 E FRONTAGE RD, TUBAC, AZ 85646 Small Volume Public Authorit...	22.18
06/16/2023	Unisource Energy Services (Gas)	2227 E FRONTAGE RD, TUBAC, AZ 85646 Small Volume Public Authorit...	21.39
06/16/2023	Unisource Energy Services (Electric)	2227 E FRONTAGE RD, TUBAC, AZ 85646 Small General Service (Servi...	599.30
06/17/2023	Simply Bits, LLC	A/C # CA24339 Hosted VoIP Bundle Business Static IP Address - IP v4 ...	872.05
06/21/2023	Prudential Overall Supply	MAT 3X4 FRONTIER BLUE LAUNDRY BAG/RACK 16X27 WHITE MAS...	43.48
06/30/2023	Waste Management of Tucson	Trash Service 07/01/23-07/31/23	243.50
Total Station 1			2,768.43
<b>Station 2</b>			
06/01/2023	Arizona Propane	Propane for station 2	125.00
06/01/2023	Arizona Propane	Propane for station 2	1,656.91
06/01/2023	Arizona Propane	Propane for station 2	500.46
06/01/2023	Central Alarm	Service Alarm at Station 2	60.00
06/07/2023	Prudential Overall Supply	MAT 3X4 FRONTIER BLUE LAUNDRY BAG/RACK 16X27 WHITE MAS...	75.00
06/08/2023	Liberty Utilities AZ A/C 200007327162	Water Bill - Service Address: 1360 W FRONTAGE RD, RIO RICO AZ US ...	310.61
06/10/2023	Century Link 011B	Monthly internet Charges	62.27
06/12/2023	Home Depot	Propane Tank Exchange, Gloves and Masks	54.15
06/14/2023	Prudential Overall Supply	MAT 3X4 FRONTIER BLUE LAUNDRY BAG/RACK 16X27 WHITE MAS...	75.00
06/17/2023	Simply Bits, LLC	A/C # CA17981 Hosted VoIP Bundle FoIP Services	556.05
06/19/2023	Terminix	Commercial Pest Control Location: 1360 W Frontage Rd WO #: WO-1106...	60.00
06/21/2023	Prudential Overall Supply	MAT 3X4 FRONTIER BLUE LAUNDRY BAG/RACK 16X27 WHITE MAS...	75.00
06/22/2023	Unisource Energy Services (Electric)	563 CAMINO LITO GALINDO, RIO RICO, AZ 85648 Medium General Ser...	883.26
06/22/2023	Unisource Energy Services (Electric)	455 CAMINO AGOSTO, 1, RIO RICO, AZ 85648 Small General Service (...)	191.63
06/28/2023	Direct TV - 9885	Direct TV Current Charges for Service Period 06/27/23 - 07/26/23	152.99
06/30/2023	Waste Management of Tucson	Trash Service 07/01/23-07/31/23	230.22
Total Station 2			5,068.55
<b>Station 3</b>			
06/01/2023	Arizona Propane	Propane for station 3	788.99
06/01/2023	Arizona Propane	Propane for station 3	642.89
06/01/2023	Liberty Utilities AZ A/C 200007327170	Water Bill 333 CAMINO JOSEFINA 4/26/23 - 5/24/23	422.39
06/01/2023	Ace Hardware	Duct Tape, Key and T-Handle, Thread Sealant	34.66
06/01/2023	BUSTAMANTE REFRIGERATION, L.L.C.	Maintenance on A/C units	1,061.71
06/01/2023	BUSTAMANTE REFRIGERATION, L.L.C.	Serviced 4 central air conditioners and 2 mini split systems, Checked refrig...	0.00
06/03/2023	Direct TV - 0393	Direct TV Current Charges for Service Period 06/02/23 - 07/01/23	173.64
06/07/2023	Prudential Overall Supply	MAT 3X4 FRONTIER BLUE LAUNDRY BAG/RACK 16X27 WHITE MAS...	46.13
06/14/2023	Prudential Overall Supply	MAT 3X4 FRONTIER BLUE LAUNDRY BAG/RACK 16X27 WHITE MAS...	46.13
06/17/2023	Simply Bits, LLC	A/C # CA24338 Hosted VoIP Bundle FoIP Services	657.22
06/19/2023	Terminix	Commercial Pest Control Location: 333 Camino Josefina WO #: WO-1106...	149.00
06/23/2023	Unisource Energy Services (Electric)	333 CAMINO JOSEPHINA, RIO RICO, AZ 85648 Medium General Servic...	1,448.31
06/23/2023	Jesse Espinoza	Service call to check washer, clean water pump, replaced door seal	475.00

5:32 PM

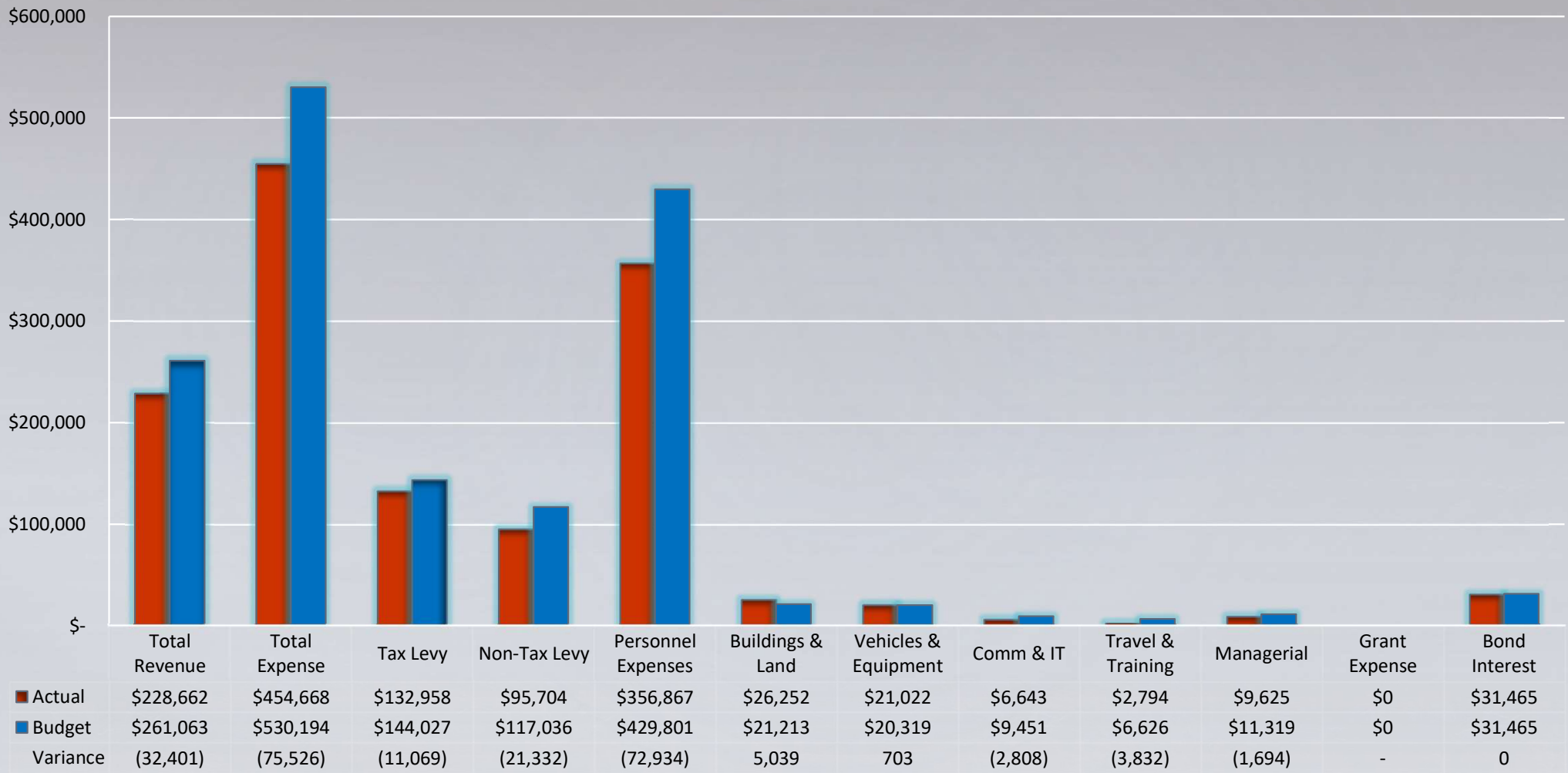
07/19/23

Accrual Basis

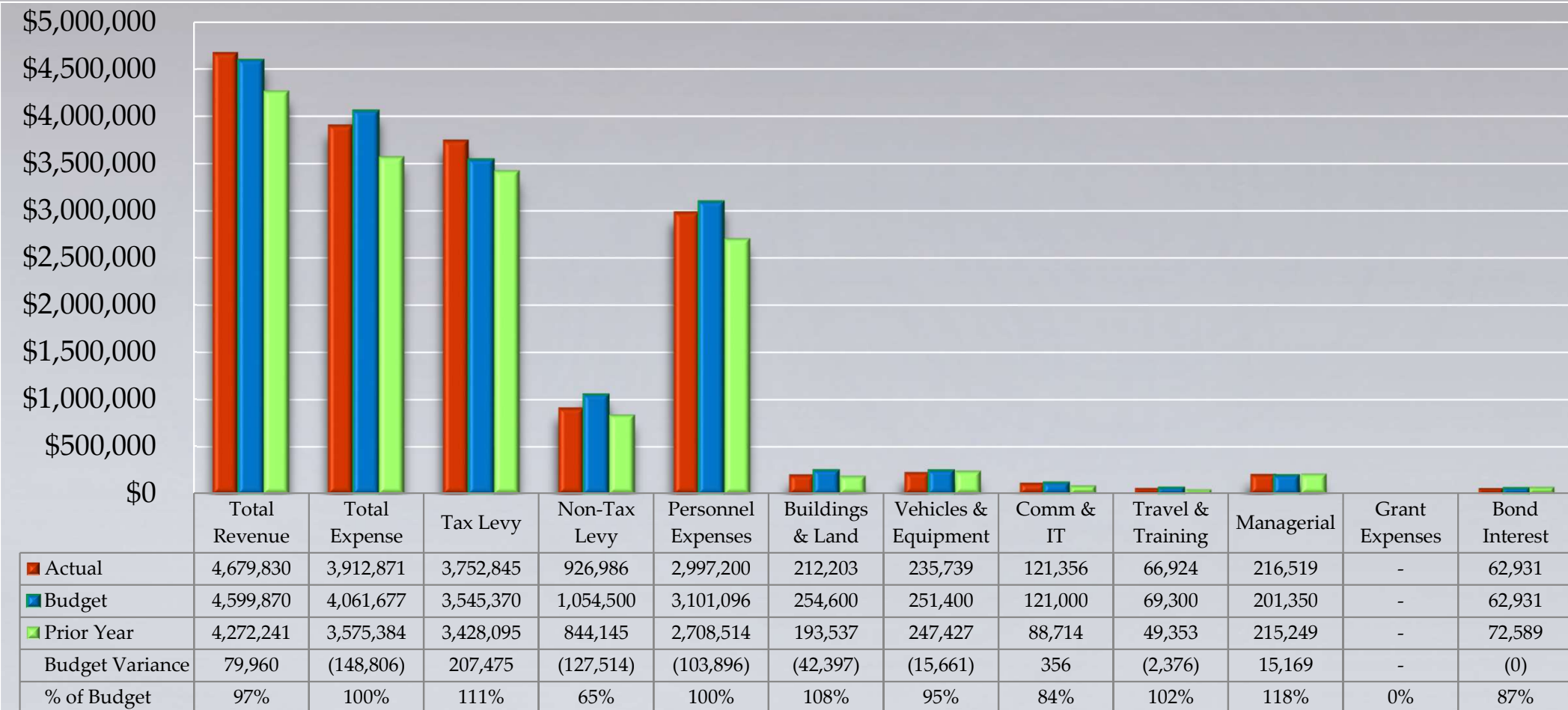
**Tubac Fire District**  
**Station Utilities, Supplies, and Repairs & Maintenance**  
 June 2023

Date	Source Name	Memo	Amount
06/26/2023	Unlimited Plumbing Works, LLC.*	SCOPE OF WORK: To provide and install a new shower control valve and...	2,026.00
06/26/2023	Unlimited Plumbing Works, LLC.*	Station : 3 water leaks. Shower valve and water line repair.	0.00
Total Station 3			7,972.07
<b>Station 4</b>			
06/01/2023	Arizona Propane	Propane for station 4	1,510.13
06/01/2023	Liberty Utilities AZ A/C 200007327188	Service Address: 149 RUTA CAMARON, RIO RICO AZ US 85648-7307 ...	1,000.68
06/06/2023	Direct TV - 2827	Direct TV Current Charges for Service Period 06/05/23 - 07/04/23	194.18
06/07/2023	Prudential Overall Supply	MAT 3X4 FRONTIER BLUE LAUNDRY BAG/RACK 16X27 WHITE MAS...	46.13
06/13/2023	John Schwamm	camera balance due	1,860.00
06/13/2023	John Schwamm	operator balance due PO 4226	1,470.00
06/13/2023	John Schwamm	Cameras for Station #4	0.00
06/14/2023	Prudential Overall Supply	MAT 3X4 FRONTIER BLUE LAUNDRY BAG/RACK 16X27 WHITE MAS...	46.13
06/17/2023	Simply Bits, LLC	A/C #CA24337 Hosted VoIP Bundle FolP Services	558.43
06/19/2023	Rio Rico Sanitation 84863	Trash removal 06/19 - 06/30 Service Location: 149 RUTA CAMARON, RI...	252.50
06/19/2023	Terminix	Commercial Pest Control Location: 149 Ruta Camaron WO #: WO-11063...	152.00
06/21/2023	Prudential Overall Supply	MAT 3X4 FRONTIER BLUE LAUNDRY BAG/RACK 16X27 WHITE MAS...	46.13
06/23/2023	Rio Rico Sanitation 84863	Trash removal 07/01/23 - 07/31/23 Service Location: 149 RUTA CAMAR...	255.00
06/27/2023	Unisource Energy Services (Electric)	149 RUTA CAMARON, RIO RICO, AZ 85648 Medium General Service Ne...	1,020.55
Total Station 4			8,411.86
<b>Stations - Other</b>			
06/13/2023	John Schwamm	Gate Operator for Station #4 Final	0.00
Total Stations - Other			0.00
Total Stations			24,220.91
<b>TOTAL</b>			<b>24,220.91</b>


# June 2023



# Fiscal Year to Date Budget to Actual



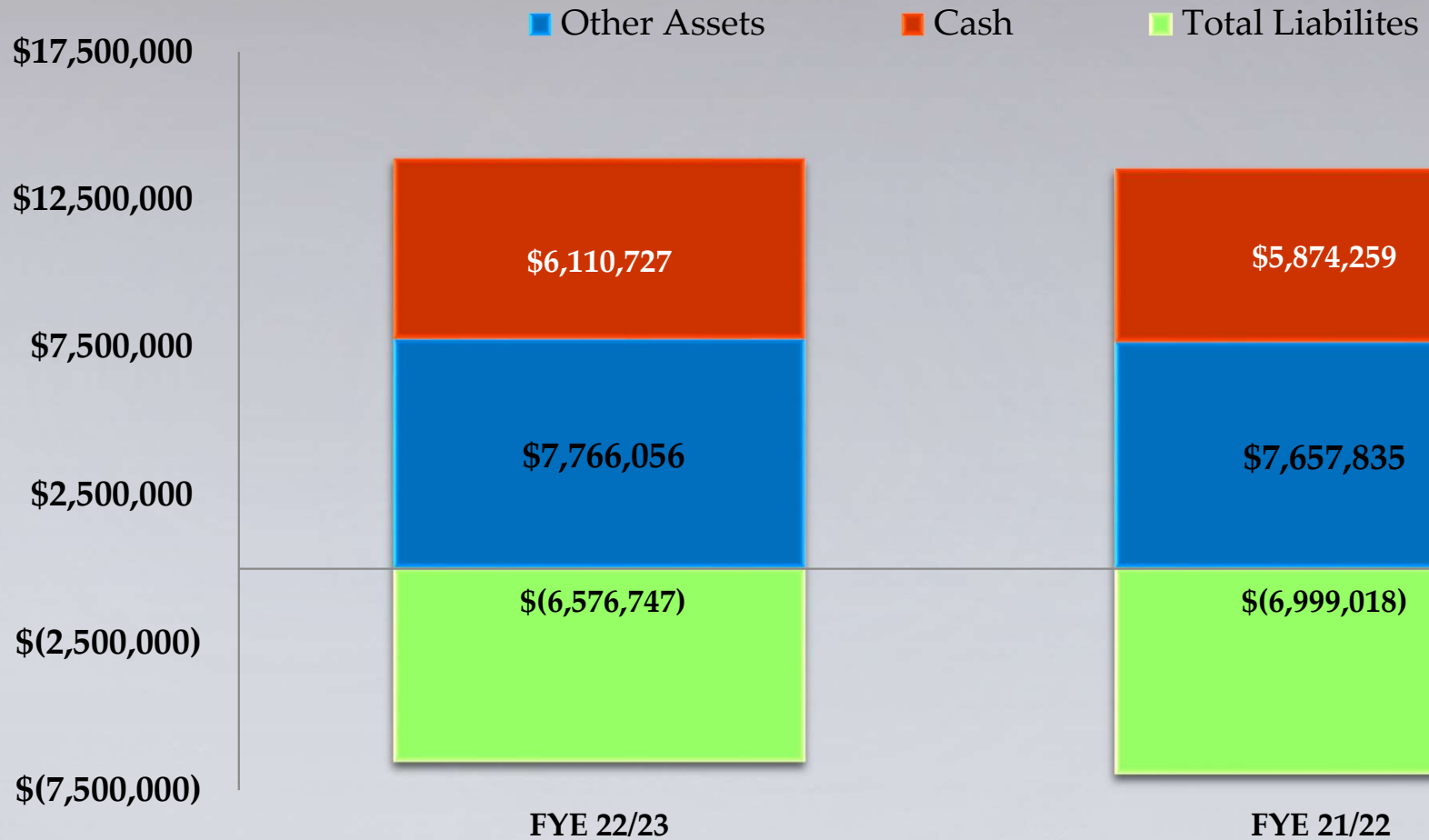
# Percentage of Expenses Year to Date



Fire District Averages	
Personnel	81%
Operations	11%
Communications	2%
Administrative	6%



# Cash Position



5:33 PM  
 07/19/23  
 Accrual Basis

Tubac Fire District  
**Monthly Disbursement Report**  
 June 2023

Type	Date	Num	Name	Memo	Amount	Balance
<b>1072 - Bill.com Money Out Clearing</b>						
Bill Pmt -Che...	06/05/2023	Bill.com	Prudential Overall Supply	https://app01.us....	-75.00	-75.00
Bill Pmt -Che...	06/05/2023	Bill.com	Modular Solutions	https://app01.us....	-800.00	-875.00
Bill Pmt -Che...	06/05/2023	Bill.com	BUSTAMANTE REFRIGERATION, L.L.C.	https://app01.us....	-1,468.00	-2,343.00
Bill Pmt -Che...	06/05/2023	Bill.com	Vision Service Plan	https://app01.us....	-343.43	-2,686.43
Bill Pmt -Che...	06/05/2023	Bill.com	Napa Auto Parts	https://app01.us....	-36.60	-2,723.03
Bill Pmt -Che...	06/05/2023	Bill.com	MetLife	https://app01.us....	-7,909.97	-10,633.00
Bill Pmt -Che...	06/05/2023	Bill.com	Unisource Energy Services (Electric)	https://app01.us....	-706.09	-11,339.09
Bill Pmt -Che...	06/05/2023	Bill.com	Liberty Utilities AZ A/C 200007327188	https://app01.us....	-506.24	-11,845.33
Bill Pmt -Che...	06/05/2023	Bill.com	Unisource Energy Services (Electric)	https://app01.us....	-149.64	-11,994.97
Bill Pmt -Che...	06/05/2023	Bill.com	Liberty Utilities AZ A/C 200007327170	https://app01.us....	-167.89	-12,162.86
Bill Pmt -Che...	06/05/2023	Bill.com	Direct TV - 9236	https://app01.us....	-154.98	-12,317.84
Bill Pmt -Che...	06/05/2023	Bill.com	Prudential Overall Supply	https://app01.us....	-46.13	-12,363.97
Bill Pmt -Che...	06/05/2023	Bill.com	Prudential Overall Supply	https://app01.us....	-43.48	-12,407.45
Bill Pmt -Che...	06/05/2023	Bill.com	Prudential Overall Supply	https://app01.us....	-46.13	-12,453.58
Bill Pmt -Che...	06/05/2023	Bill.com	Unisource Energy Services (Electric)	https://app01.us....	-787.21	-13,240.79
Bill Pmt -Che...	06/05/2023	Bill.com	Imprints Label & Decal*	https://app01.us....	-143.57	-13,384.36
Bill Pmt -Che...	06/05/2023	Bill.com	Unisource Energy Services (Electric)	https://app01.us....	-1,114.02	-14,498.38
General Jour...	06/05/2023	2023-164		BILL 06/05/23 P...	14,498.38	0.00
Bill Pmt -Che...	06/09/2023	Bill.com	Waste Management of Tucson	https://app01.us....	-250.39	-250.39
Bill Pmt -Che...	06/09/2023	Bill.com	Nextrio, LLC	https://app01.us....	-65.25	-315.64
Bill Pmt -Che...	06/09/2023	Bill.com	Arizona Propane	https://app01.us....	-788.99	-1,104.63
Bill Pmt -Che...	06/09/2023	Bill.com	Nextrio, LLC	https://app01.us....	-802.12	-1,906.75
Bill Pmt -Che...	06/09/2023	Bill.com	Arizona Propane	https://app01.us....	-207.57	-2,114.32
Bill Pmt -Che...	06/09/2023	Bill.com	ACTION COMMUNICATIONS	https://app01.us....	-156.31	-2,270.63
Bill Pmt -Che...	06/09/2023	Bill.com	Arizona Propane	https://app01.us....	-1,510.13	-3,780.76
Bill Pmt -Che...	06/09/2023	Bill.com	Waste Management of Tucson	https://app01.us....	-235.98	-4,016.74
Bill Pmt -Che...	06/09/2023	Bill.com	Verizon	https://app01.us....	-470.05	-4,486.79
Bill Pmt -Che...	06/09/2023	Bill.com	Voyager Fleet Systems Inc	https://app01.us....	-556.48	-5,043.27
Bill Pmt -Che...	06/09/2023	Bill.com	Arizona Propane	https://app01.us....	-126.29	-5,169.56
Bill Pmt -Che...	06/09/2023	Bill.com	Verizon	https://app01.us....	-360.09	-5,529.65
Bill Pmt -Che...	06/09/2023	Bill.com	Arizona Propane	https://app01.us....	-125.00	-5,654.65
Bill Pmt -Che...	06/09/2023	Bill.com	ACTION COMMUNICATIONS	https://app01.us....	-539.89	-6,194.54
Bill Pmt -Che...	06/09/2023	Bill.com	Arizona Propane	https://app01.us....	-1,656.91	-7,851.45
Bill Pmt -Che...	06/09/2023	Bill.com	Airport Consultants	https://app01.us....	-1,911.00	-9,762.45
Bill Pmt -Che...	06/09/2023	Bill.com	Nextrio, LLC	https://app01.us....	-4,561.55	-14,324.00
Bill Pmt -Che...	06/09/2023	Bill.com	John Schwamm	https://app01.us....	-3,430.00	-17,754.00
Bill Pmt -Che...	06/09/2023	Bill.com	V191 & Associates	https://app01.us....	-541.67	-18,295.67
Bill Pmt -Che...	06/09/2023	Bill.com	Arizona Propane	https://app01.us....	-642.89	-18,938.56
Bill Pmt -Che...	06/09/2023	Bill.com	Direct TV - 9885	https://app01.us....	-152.99	-19,091.55

5:33 PM  
07/19/23  
Accrual Basis

Tubac Fire District  
Monthly Disbursement Report  
June 2023

Type	Date	Num	Name	Memo	Amount	Balance
Bill Pmt -Che...	06/09/2023	Bill.com	Arizona Propane	https://app01.us....	-500.46	-19,592.01
General Jour...	06/09/2023	2023-168		BILL 06/09/23 P...	19,592.01	0.00
Bill Pmt -Che...	06/14/2023	Bill.com	Nogales Tactical LLC*	https://app01.us....	-183.53	-183.53
Bill Pmt -Che...	06/14/2023	Bill.com	J2 Laboratories	https://app01.us....	-79.00	-262.53
Bill Pmt -Che...	06/14/2023	Bill.com	Senergy Petroleum	https://app01.us....	-3,796.03	-4,058.56
Bill Pmt -Che...	06/14/2023	Bill.com	Legal Shield	https://app01.us....	-73.80	-4,132.36
Bill Pmt -Che...	06/14/2023	Bill.com	Quill Corporation	https://app01.us....	-104.71	-4,237.07
Bill Pmt -Che...	06/14/2023	Bill.com	Securitech, Inc.	https://app01.us....	-90.00	-4,327.07
Bill Pmt -Che...	06/14/2023	Bill.com	Nogales Tactical LLC*	https://app01.us....	-297.56	-4,624.63
Bill Pmt -Che...	06/14/2023	Bill.com	James Vincent Group	https://app01.us....	-4,000.00	-8,624.63
Bill Pmt -Che...	06/14/2023	Bill.com	Quill Corporation	https://app01.us....	-55.34	-8,679.97
General Jour...	06/14/2023	2023-167		BILL 06/14/23 P...	8,679.97	0.00
Bill Pmt -Che...	06/21/2023	Bill.com	ACTION COMMUNICATIONS	https://app01.us....	-382.40	-382.40
Bill Pmt -Che...	06/21/2023	Bill.com	Linde 9892	https://app01.us....	-200.81	-583.21
Bill Pmt -Che...	06/21/2023	Bill.com	California Tire	https://app01.us....	-1,177.72	-1,760.93
Bill Pmt -Che...	06/21/2023	Bill.com	Central Alarm	https://app01.us....	-60.00	-1,820.93
Bill Pmt -Che...	06/21/2023	Bill.com	Linde 3502	https://app01.us....	-744.96	-2,565.89
Bill Pmt -Che...	06/21/2023	Bill.com	Hesly S. Guerrero	https://app01.us....	-1,676.50	-4,242.39
Bill Pmt -Che...	06/21/2023	Bill.com	Senergy Petroleum	https://app01.us....	-3,145.28	-7,387.67
Bill Pmt -Che...	06/21/2023	Bill.com	United Fire Equipment Co.	https://app01.us....	-1,011.30	-8,398.97
Bill Pmt -Che...	06/21/2023	Bill.com	Prudential Overall Supply	https://app01.us....	-46.13	-8,445.10
Bill Pmt -Che...	06/21/2023	Bill.com	Prudential Overall Supply	https://app01.us....	-46.13	-8,491.23
Bill Pmt -Che...	06/21/2023	Bill.com	Napa Auto Parts	https://app01.us....	-67.43	-8,558.66
Bill Pmt -Che...	06/21/2023	Bill.com	Prudential Overall Supply	https://app01.us....	-43.48	-8,602.14
Bill Pmt -Che...	06/21/2023	Bill.com	CenturyLink	https://app01.us....	-3.84	-8,605.98
Bill Pmt -Che...	06/21/2023	Bill.com	Terminix	https://app01.us....	-60.00	-8,665.98
Bill Pmt -Che...	06/21/2023	Bill.com	Waxie Sanitary Supply	https://app01.us....	-457.84	-9,123.82
Bill Pmt -Che...	06/21/2023	Bill.com	Handtevy	https://app01.us....	-2,241.75	-11,365.57
Bill Pmt -Che...	06/21/2023	Bill.com	Direct TV - 2827	https://app01.us....	-194.18	-11,559.75
Bill Pmt -Che...	06/21/2023	Bill.com	Direct TV - 0393	https://app01.us....	-173.64	-11,733.39
Bill Pmt -Che...	06/21/2023	Bill.com	Watson Chevrolet	https://app01.us....	-157.13	-11,890.52
Bill Pmt -Che...	06/21/2023	Bill.com	United Fire Equipment Co.	https://app01.us....	-1,048.17	-12,938.69
Bill Pmt -Che...	06/21/2023	Bill.com	Prudential Overall Supply	https://app01.us....	-75.00	-13,013.69
Bill Pmt -Che...	06/21/2023	Bill.com	Liberty Utilities AZ A/C 200007327188	https://app01.us....	-1,000.68	-14,014.37
Bill Pmt -Che...	06/21/2023	Bill.com	Al C. Kingsley	https://app01.us....	-4,098.29	-18,112.66
Bill Pmt -Che...	06/21/2023	Bill.com	Prudential Overall Supply	https://app01.us....	-46.13	-18,158.79
Bill Pmt -Che...	06/21/2023	Bill.com	Prudential Overall Supply	https://app01.us....	-75.00	-18,233.79
Bill Pmt -Che...	06/21/2023	Bill.com	Nogales - Santa Cruz Cnty. Chamber of C...	https://app01.us....	-200.00	-18,433.79
Bill Pmt -Che...	06/21/2023	Bill.com	Prudential Overall Supply	https://app01.us....	-43.48	-18,477.27
Bill Pmt -Che...	06/21/2023	Bill.com	IFC Radios & Safety	https://app01.us....	-125.00	-18,602.27

5:33 PM  
07/19/23  
Accrual Basis

Tubac Fire District  
Monthly Disbursement Report  
June 2023

Type	Date	Num	Name	Memo	Amount	Balance
Bill Pmt -Che...	06/21/2023	Bill.com	Prudential Overall Supply	https://app01.us....	-46.13	-18,648.40
Bill Pmt -Che...	06/21/2023	Bill.com	Pitney Bowes Global Financial Services LL	https://app01.us....	-86.67	-18,735.07
Bill Pmt -Che...	06/21/2023	Bill.com	Linde 8440	https://app01.us....	-561.45	-19,296.52
Bill Pmt -Che...	06/21/2023	Bill.com	Liberty Utilities AZ A/C 200007327170	https://app01.us....	-422.39	-19,718.91
General Jour...	06/21/2023	2023-178		BILL 06/21/23 P...	19,718.91	0.00
Bill Pmt -Che...	06/23/2023	Bill.com	Fry Fire District*	https://app01.us....	-1,598.35	-1,598.35
Bill Pmt -Che...	06/23/2023	Bill.com	Valley Imaging Solutions Inc.	https://app01.us....	-474.71	-2,073.06
Bill Pmt -Che...	06/23/2023	Bill.com	Nogales Tactical LLC*	https://app01.us....	-21.72	-2,094.78
Bill Pmt -Che...	06/23/2023	Bill.com	Nogales Tactical LLC*	https://app01.us....	-133.04	-2,227.82
Bill Pmt -Che...	06/23/2023	Bill.com	Nogales Tactical LLC*	https://app01.us....	-95.03	-2,322.85
Bill Pmt -Che...	06/23/2023	Bill.com	Nogales Tactical LLC*	https://app01.us....	-48.87	-2,371.72
Bill Pmt -Che...	06/23/2023	Bill.com	Municipal Emergency Services	https://app01.us....	-60.00	-2,431.72
Bill Pmt -Che...	06/23/2023	Bill.com	Nogales Tactical LLC*	https://app01.us....	-48.87	-2,480.59
Bill Pmt -Che...	06/23/2023	Bill.com	Nogales Tactical LLC*	https://app01.us....	-412.68	-2,893.27
Bill Pmt -Che...	06/23/2023	Bill.com	EMI Health	https://app01.us....	-23,345.21	-26,238.48
Bill Pmt -Che...	06/23/2023	Bill.com	Human Resource Strategies	https://app01.us....	-500.00	-26,738.48
Bill Pmt -Che...	06/23/2023	Bill.com	Collection Agency of the High Country	https://app01.us....	-61.14	-26,799.62
Bill Pmt -Che...	06/23/2023	Bill.com	Nogales Tactical LLC*	https://app01.us....	-48.87	-26,848.49
Bill Pmt -Che...	06/23/2023	Bill.com	Valley Imaging Solutions Inc.	https://app01.us....	-10.56	-26,859.05
Bill Pmt -Che...	06/23/2023	Bill.com	Nogales Tactical LLC*	https://app01.us....	-165.62	-27,024.67
Bill Pmt -Che...	06/23/2023	Bill.com	Valley Imaging Solutions Inc.	https://app01.us....	-161.82	-27,186.49
Bill Pmt -Che...	06/23/2023	Bill.com	Locality Media, Inc.	https://app01.us....	-5,071.50	-32,257.99
Bill Pmt -Che...	06/23/2023	Bill.com	Coppersmith Brockelman PLC	https://app01.us....	-360.00	-32,617.99
Bill Pmt -Che...	06/23/2023	Bill.com	Nogales Tactical LLC*	https://app01.us....	-65.16	-32,683.15
Bill Pmt -Che...	06/23/2023	Bill.com	Nogales Tactical LLC*	https://app01.us....	-92.31	-32,775.46
General Jour...	06/23/2023	2023-177		BILL 06/23/23 P...	32,775.46	0.00
Bill Pmt -Che...	06/26/2023	Bill.com	Prudential Overall Supply	https://app01.us....	-43.48	-43.48
Bill Pmt -Che...	06/26/2023	Bill.com	Verizon	https://app01.us....	-100.12	-143.60
Bill Pmt -Che...	06/26/2023	Bill.com	Simply Bits, LLC	https://app01.us....	-657.22	-800.82
Bill Pmt -Che...	06/26/2023	Bill.com	Liberty Utilities AZ A/C 200007327162	https://app01.us....	-310.61	-1,111.43
Bill Pmt -Che...	06/26/2023	Bill.com	Unisource Energy Services (Gas)	https://app01.us....	-22.18	-1,133.61
Bill Pmt -Che...	06/26/2023	Bill.com	Century Link 011B	https://app01.us....	-62.27	-1,195.88
Bill Pmt -Che...	06/26/2023	Bill.com	United Fire Equipment Co.	https://app01.us....	-143.48	-1,339.36
Bill Pmt -Che...	06/26/2023	Bill.com	W.W. Williams	https://app01.us....	-1,335.85	-2,675.21
Bill Pmt -Che...	06/26/2023	Bill.com	Simply Bits, LLC	https://app01.us....	-558.43	-3,233.64
Bill Pmt -Che...	06/26/2023	Bill.com	Rio Rico Sanitation 84863	https://app01.us....	-252.50	-3,486.14
Bill Pmt -Che...	06/26/2023	Bill.com	Simply Bits, LLC	https://app01.us....	-872.05	-4,358.19
Bill Pmt -Che...	06/26/2023	Bill.com	W.W. Williams	https://app01.us....	-1,593.38	-5,951.57
Bill Pmt -Che...	06/26/2023	Bill.com	Simply Bits, LLC	https://app01.us....	-556.05	-6,507.62
Bill Pmt -Che...	06/26/2023	Bill.com	W.W. Williams	https://app01.us....	-460.00	-6,967.62

5:33 PM  
 07/19/23  
 Accrual Basis

Tubac Fire District  
**Monthly Disbursement Report**  
 June 2023

Type	Date	Num	Name	Memo	Amount	Balance
Bill Pmt -Che...	06/26/2023	Bill.com	Napa Auto Parts	https://app01.us....	-576.09	-7,543.71
Bill Pmt -Che...	06/26/2023	Bill.com	Unisource Energy Services (Gas)	https://app01.us....	-21.39	-7,565.10
Bill Pmt -Che...	06/26/2023	Bill.com	John Schwamm	https://app01.us....	-3,330.00	-10,895.10
Bill Pmt -Che...	06/26/2023	Bill.com	Unisource Energy Services (Electric)	https://app01.us....	-599.30	-11,494.40
Bill Pmt -Che...	06/26/2023	Bill.com	EPCOR	https://app01.us....	-55.85	-11,550.25
General Jour...	06/26/2023	2023-176		BILL 06/26/23 P...	11,550.25	0.00
Bill Pmt -Che...	06/30/2023	Bill.com	California Tire	https://app01.us....	-15.00	-15.00
Bill Pmt -Che...	06/30/2023	Bill.com	Unisource Energy Services (Electric)	https://app01.us....	-1,448.31	-1,463.31
Bill Pmt -Che...	06/30/2023	Bill.com	Napa Auto Parts	https://app01.us....	-492.72	-1,956.03
Bill Pmt -Che...	06/30/2023	Bill.com	California Tire	https://app01.us....	-18.00	-1,974.03
Bill Pmt -Che...	06/30/2023	Bill.com	Life-Assist,Inc.	https://app01.us....	-475.72	-2,449.75
Bill Pmt -Che...	06/30/2023	Bill.com	Unisource Energy Services (Electric)	https://app01.us....	-883.26	-3,333.01
Bill Pmt -Che...	06/30/2023	Bill.com	Napa Auto Parts	https://app01.us....	-30.48	-3,363.49
Bill Pmt -Che...	06/30/2023	Bill.com	Napa Auto Parts	https://app01.us....	-31.57	-3,395.06
Bill Pmt -Che...	06/30/2023	Bill.com	Prudential Overall Supply	https://app01.us....	-75.00	-3,470.06
Bill Pmt -Che...	06/30/2023	Bill.com	Century Link 326B	https://app01.us....	-161.24	-3,631.30
Bill Pmt -Che...	06/30/2023	Bill.com	Prudential Overall Supply	https://app01.us....	-46.13	-3,677.43
Bill Pmt -Che...	06/30/2023	Bill.com	JIM CLICK FORD	https://app01.us....	-326.51	-4,003.94
Bill Pmt -Che...	06/30/2023	Bill.com	Jesse Espinoza	https://app01.us....	-475.00	-4,478.94
Bill Pmt -Che...	06/30/2023	Bill.com	ACTION COMMUNICATIONS	https://app01.us....	-90.11	-4,569.05
Bill Pmt -Che...	06/30/2023	Bill.com	Rio Rico Sanitation 84863	https://app01.us....	-255.00	-4,824.05
Bill Pmt -Che...	06/30/2023	Bill.com	Unisource Energy Services (Electric)	https://app01.us....	-191.63	-5,015.68
Bill Pmt -Che...	06/30/2023	Bill.com	Arizona PPE Recon, Inc.	https://app01.us....	-111.46	-5,127.14
General Jour...	06/30/2023	2023-180		BILL 06/30/23 P...	5,127.14	0.00
Total 1072 · Bill.com Money Out Clearing					0.00	0.00
<b>1127 · Cash with County Treasurer</b>						
Deposit	06/13/2023	50549		Property Tax Inc...	-97,030.85	-97,030.85
General Jour...	06/30/2023	2023-169	Santa Cruz Cnty Treasurer's Office	June 2023 Prop...	42,012.93	-55,017.92
Deposit	06/30/2023			Interest	253.16	-54,764.76
Total 1127 · Cash with County Treasurer					-54,764.76	-54,764.76

5:33 PM  
 07/19/23  
 Accrual Basis

Tubac Fire District  
**Monthly Disbursement Report**  
 June 2023

Type	Date	Num	Name	Memo	Amount	Balance
<b>1129 - Operational</b>						
Check	06/01/2023	25979	Security Benefit	Pay Period Endi...	-350.00	-350.00
Check	06/01/2023	25980	Green Valley F.F.A.	Pay Period Endi...	-396.00	-746.00
Deposit	06/01/2023			Deposit	146.12	-599.88
Deposit	06/02/2023			Deposit	804.31	204.43
General Jour...	06/02/2023	2023-166			-64,060.65	-63,856.22
General Jour...	06/02/2023	2023-166			-604.25	-64,460.47
General Jour...	06/02/2023	2023-166			-12,392.06	-76,852.53
General Jour...	06/02/2023	2023-166			-402.42	-77,254.95
General Jour...	06/02/2023	2023-166			-525.00	-77,779.95
Deposit	06/02/2023			Deposit	99.73	-77,680.22
Deposit	06/05/2023			Deposit	2,894.06	-74,786.16
General Jour...	06/05/2023	2023-164		BILL 06/05/23 P...	-14,498.38	-89,284.54
Deposit	06/05/2023			Deposit	2,104.45	-87,180.09
Deposit	06/05/2023			Deposit	735.00	-86,445.09
Deposit	06/05/2023			Deposit	250.00	-86,195.09
Check	06/06/2023	ACH	PUBLIC SAFETY PERSONAL RETIREME...	Pay Period Endi...	-19,800.48	-105,995.57
Check	06/06/2023	ACH	Nationwide Retirement Solutions	Pay Period Endi...	-977.62	-106,973.19
Check	06/06/2023	ACH	Nationwide Retirement Solutions	Pay Period Endi...	-977.50	-107,950.69
Deposit	06/06/2023			Deposit	3,248.78	-104,701.91
Check	06/06/2023	EFT	Bill.com		-281.80	-104,983.71
Check	06/06/2023	ACH	Nationwide Retirement Solutions	Pay Period Endi...	-977.50	-105,961.21
Deposit	06/07/2023			Deposit	5,540.80	-100,420.41
Deposit	06/07/2023			Deposit	170.52	-100,249.89
Deposit	06/08/2023			Deposit	954.20	-99,295.69
Deposit	06/08/2023			Deposit	75.00	-99,220.69
Deposit	06/08/2023			Deposit	2,351.27	-96,869.42
General Jour...	06/09/2023	2023-168		BILL 06/09/23 P...	-19,592.01	-116,461.43
Deposit	06/12/2023			Deposit	1,185.70	-115,275.73
Deposit	06/12/2023			Deposit	86,296.61	-28,979.12
Deposit	06/12/2023			Deposit	14,462.88	-14,516.24
Deposit	06/12/2023			Deposit	120.00	-14,396.24
Deposit	06/12/2023			Deposit	628.20	-13,768.04
Deposit	06/13/2023			Deposit	1,796.84	-11,971.20
Check	06/13/2023	ACH	Health Equity	Monthly Fees for...	-32.50	-12,003.70
Deposit	06/13/2023			Deposit	97,030.85	85,027.15
Deposit	06/13/2023			Deposit	1,311.25	86,338.40
General Jour...	06/14/2023	2023-167		BILL 06/14/23 P...	-8,679.97	77,658.43
Deposit	06/14/2023			Deposit	3,718.39	81,376.82
Deposit	06/14/2023			Deposit	385.35	81,762.17

5:33 PM  
07/19/23  
Accrual Basis

Tubac Fire District  
Monthly Disbursement Report  
June 2023

Type	Date	Num	Name	Memo	Amount	Balance
Deposit	06/14/2023			Deposit	772.87	82,535.04
Deposit	06/14/2023			Deposit	50.00	82,585.04
Check	06/15/2023	25981	Security Benefit	Pay Period Endi...	-350.00	82,235.04
Check	06/15/2023	25982	Green Valley F.F.A.	Pay Period Endi...	-396.00	81,839.04
Deposit	06/15/2023			Deposit	463.48	82,302.52
Deposit	06/15/2023			Deposit	1,020.62	83,323.14
General Jour...	06/15/2023	2023-171			-42.93	83,280.21
Deposit	06/16/2023			Deposit	57.96	83,338.17
Deposit	06/16/2023			Deposit	781.15	84,119.32
General Jour...	06/16/2023	2023-172			-55,547.22	28,572.10
General Jour...	06/16/2023	2023-172			-604.25	27,967.85
General Jour...	06/16/2023	2023-172			-10,576.21	17,391.64
General Jour...	06/16/2023	2023-172			-384.80	17,006.84
General Jour...	06/16/2023	2023-172			-525.00	16,481.84
Check	06/20/2023	ACH	Enterprise FM Trust	Invoice # FBN47...	-2,276.37	14,205.47
Check	06/20/2023	ACH	Aflac	Invoice # 926463	-216.72	13,988.75
Deposit	06/20/2023			Deposit	1,192.17	15,180.92
Deposit	06/20/2023			Deposit	100.00	15,280.92
Deposit	06/20/2023			Deposit	676.96	15,957.88
Deposit	06/20/2023			Deposit	374.87	16,332.75
Check	06/20/2023	ACH	Bank of America	5589621821324...	-3,345.35	12,987.40
General Jour...	06/21/2023	2023-178		BILL 06/21/23 P...	-19,718.91	-6,731.51
Check	06/21/2023	ACH	PUBLIC SAFETY PERSONAL RETIREME...	Pay Period Endi...	-17,984.69	-24,716.20
Check	06/21/2023	ACH	Nationwide Retirement Solutions	Pay Period Endi...	-977.62	-25,693.82
Check	06/21/2023	ACH	Nationwide Retirement Solutions	Pay Period Endi...	-923.59	-26,617.41
Deposit	06/21/2023			Deposit	290.00	-26,327.41
Deposit	06/21/2023			Deposit	824.07	-25,503.34
Deposit	06/21/2023			Deposit	1,869.08	-23,634.26
Check	06/21/2023	ACH	Nationwide Retirement Solutions	Pay Period Endi...	-923.59	-24,557.85
Deposit	06/22/2023			Deposit	304.56	-24,253.29
Deposit	06/22/2023			Deposit		-24,253.29
General Jour...	06/23/2023	2023-177		BILL 06/23/23 P...	-32,775.46	-57,028.75
Deposit	06/23/2023			Deposit	37,413.44	-19,615.31
Deposit	06/23/2023			Deposit	983.95	-18,631.36
Deposit	06/23/2023			Deposit	101.30	-18,530.06
General Jour...	06/26/2023	2023-176		BILL 06/26/23 P...	-11,550.25	-30,080.31
Deposit	06/26/2023			Deposit	1,940.14	-28,140.17
Deposit	06/26/2023			Deposit	658.05	-27,482.12
Deposit	06/27/2023			Deposit	50.00	-27,432.12
Deposit	06/28/2023			Deposit	568.83	-26,863.29

5:33 PM  
 07/19/23  
 Accrual Basis

Tubac Fire District  
**Monthly Disbursement Report**  
 June 2023

Type	Date	Num	Name	Memo	Amount	Balance
Deposit	06/28/2023			Deposit	250.00	-26,613.29
Deposit	06/28/2023			Deposit	1,142.97	-25,470.32
Deposit	06/28/2023			Deposit	155.33	-25,314.99
Deposit	06/28/2023			Deposit	911.00	-24,403.99
Check	06/29/2023	25983	Security Benefit	Pay Period Endi...	-350.00	-24,753.99
Check	06/29/2023	25984	Green Valley F.F.A.	Pay Period Endi...	-396.00	-25,149.99
Deposit	06/29/2023			Deposit	115.92	-25,034.07
General Jour...	06/30/2023	2023-179			-56,502.57	-81,536.64
General Jour...	06/30/2023	2023-179			-604.25	-82,140.89
General Jour...	06/30/2023	2023-179			-10,182.39	-92,323.28
General Jour...	06/30/2023	2023-179			-396.40	-92,719.68
General Jour...	06/30/2023	2023-179			-525.00	-93,244.68
General Jour...	06/30/2023	2023-180		BILL 06/30/23 P...	-5,127.14	-98,371.82
Deposit	06/30/2023			Deposit	250.00	-98,121.82
Deposit	06/30/2023			Deposit	5,456.76	-92,665.06
Deposit	06/30/2023			Deposit	2,058.79	-90,606.27
Deposit	06/30/2023			Deposit	957.53	-89,648.74
Check	06/30/2023			Service Charge	-28.73	-89,677.47
Deposit	06/30/2023			Interest	14.09	-89,663.38
Total 1129 · Operational					-89,663.38	-89,663.38
<b>1130 · Savings Acct.</b>						
Deposit	06/30/2023			Interest	152.78	152.78
Total 1130 · Savings Acct.					152.78	152.78
<b>TOTAL</b>					<b>-144,275.36</b>	<b>-144,275.36</b>



# Tubac Fire District

## Twelve-Month Cash Flow

Fiscal Year  
Begins: Jul-22

	Beginning	Jul-22	Aug-22	Sep-22	Oct-22	Nov-22	Dec-22	Jan-23	Feb-23	Mar-23	Apr-23	May-23	Jun-23	Monthly Average	Overview
<b>Cash Summary</b>															
<b>Cash on Hand</b> <small>(beginning of month)</small>	5,874,259	5,874,259	5,576,998	5,382,483	5,206,575	6,165,579	6,508,520	6,731,589	6,665,183	6,466,591	6,373,145	6,827,764	6,697,842	6,206,377	
<b>Cash Available</b> (on hand + receipts, before cash out)	5,874,259	5,952,381	5,709,753	5,538,460	6,406,323	6,796,587	7,141,261	7,006,332	6,793,686	6,667,378	7,231,553	7,002,632	6,938,891	6,598,770	
<b>Cash Position</b> (end of month)	5,874,259	5,576,998	5,382,483	5,206,575	6,165,579	6,508,520	6,731,589	6,665,183	6,466,591	6,373,145	6,827,764	6,697,842	6,110,727	6,226,083	
<b>Line of Credit Available</b>	1,000,000	1,000,000	1,000,000	1,000,000	1,000,000	1,000,000	1,000,000	1,000,000	1,000,000	1,000,000	1,000,000	1,000,000	1,000,000	1,000,000	
<b>Cash Receipts</b>															
Tax Levy Revenue		17,659	33,269	26,901	1,144,154	500,863	559,033	216,212	85,406	124,259	796,662	112,155	132,958	312,461	
Other Cash Inflows		60,463	99,486	129,075	55,594	130,144	73,707	58,530	43,097	76,528	61,746	62,713	108,092	79,931	
Line of Credit		0	0	0	0	0	0	0	0	0	0	0	0	0	
<b>Total Cash Receipts</b>		<b>78,122</b>	<b>132,755</b>	<b>155,977</b>	<b>1,199,748</b>	<b>631,007</b>	<b>632,740</b>	<b>274,743</b>	<b>128,503</b>	<b>200,787</b>	<b>858,408</b>	<b>174,868</b>	<b>241,049</b>	<b>392,392</b>	
<b>Cash Paid Out</b>															
Disbursements		375,384	327,269	331,885	240,743	288,066	409,672	341,148	327,096	294,233	403,789	304,790	828,164	372,687	
Repayment of LOC		0	0	0	0	0	0	0	0	0	0	0	0	0	
<b>Total Cash Paid Out</b>		<b>375,384</b>	<b>327,269</b>	<b>331,885</b>	<b>240,743</b>	<b>288,066</b>	<b>409,672</b>	<b>341,148</b>	<b>327,096</b>	<b>294,233</b>	<b>403,789</b>	<b>304,790</b>	<b>828,164</b>	<b>372,687</b>	
	(Actual)	(Actual)	(Actual)	(Actual)	(Actual)	(Actual)	(Actual)	(Actual)	(Actual)	(Actual)	(Actual)	(Actual)	(Actual)	(Actual)	