

# Tubac Fire District

2227 E I-19 Frontage Rd  
Tubac, AZ 85646  
520.398.2255



## Monthly Financial Report – April 2023

Attached are the following for your information and review:

1. Balance Sheet as of April 30, 2023.
2. Summary of Reconciled Cash Balances as of April 30, 2023.
3. Income Statement of Revenues and Expenditures for April 2023 including budget to actual and year-to-date balances.
4. Income vs. Expenses Graph for April 2023.
5. Fixed Asset Additions and Disposals for FY 22/23.
6. Liabilities & Securities for FY 22/23.
7. Fleet Repairs & Maintenance Expenses.
8. Station Utilities, Supplies, and Repairs & Maintenance Expenses.
9. Board Presentation.
10. Monthly Disbursement Report.
11. 12-Month Cash Flow.

### Key points:

- Total Revenue for April is \$860,947 which is \$18,545 over budget.
- Santa Cruz County Revenue for April is \$796,583, which is over budget by \$71,223.
- Non-Levy Revenue is \$64,364 which is under budget by \$52,678, driven by lower than anticipated Wildland revenue.
- Operating Expenses for April totaled \$321,964 which is under budget by \$33,639.
  - Personnel Expenses are under budget by \$29,851, driven by lower Wildland wages and retirement.
- YTD Total Revenue is \$4,264,660 which is \$216,378 over budget.
  - Property Tax revenues is \$279,872 over budget.
- YTD Operating Expense is \$3,133,587 which is \$58,174 under budget.
- Cash balance as of April 2023 is \$6,827,764, which is up \$286,146 from last year.

Please contact the Finance Director for any questions or concerns regarding this report.

**This report and the attached detail reports have been reviewed and approved by the Fire Board.**

---

Board Clerk

---

Date

**Tubac Fire District**  
**Balance Sheet**  
As of April 30, 2023

	Apr 30, 23	Apr 30, 22	\$ Change
<b>ASSETS</b>			
<b>Current Assets</b>			
<b>Checking/Savings</b>			
1127 · Cash with County Treasurer	689,747.45	670,684.28	19,063.17
1129 · Operational	787,267.98	533,818.30	253,449.68
1130 · Savings Acct.	4,647,212.55	4,645,354.75	1,857.80
1131 · Bond Account	703,535.99	691,761.12	11,774.87
<b>Total Checking/Savings</b>	<b>6,827,763.97</b>	<b>6,541,618.45</b>	<b>286,145.52</b>
<b>Accounts Receivable</b>			
1245 · Property Tax Receivable	276,237.05	259,233.56	17,003.49
1205 · Other Receivables	20,533.15	19,499.15	1,034.00
1250 · Ambulance Receivable	287,977.57	231,067.84	56,909.73
1251 · Allowance for Ambulance Receiv	-177,869.25	-122,808.05	-55,061.20
<b>Total Accounts Receivable</b>	<b>406,878.52</b>	<b>386,992.50</b>	<b>19,886.02</b>
<b>Other Current Assets</b>			
1732 · Right to Use Vehicles	59,505.76	0.00	59,505.76
1737 · Right to Use Amortization	-17,039.00	0.00	-17,039.00
1270 · Lease Receivable	232,881.00	0.00	232,881.00
1400 · Prepaid Expense	17,377.20	18,867.64	-1,490.44
<b>Total Other Current Assets</b>	<b>292,724.96</b>	<b>18,867.64</b>	<b>273,857.32</b>
<b>Total Current Assets</b>	<b>7,527,367.45</b>	<b>6,947,478.59</b>	<b>579,888.86</b>
<b>Fixed Assets</b>			
1711 · Land - Non-depreciable	257,352.00	257,352.00	0.00
1745 · AD - Equipment	-1,578,828.38	-1,463,958.27	-114,870.11
1735 · AD - Vehicles	-2,568,969.10	-2,468,893.19	-100,075.91
1725 · AD - Building	-2,060,113.30	-1,906,332.71	-153,780.59
1730 · Vehicles	3,133,325.83	3,159,888.64	-26,562.81
1740 · Equipment	1,987,714.61	1,987,714.61	0.00
1720 · Buildings & Improvements	6,146,795.78	6,130,365.78	16,430.00
<b>Total Fixed Assets</b>	<b>5,317,277.44</b>	<b>5,696,136.86</b>	<b>-378,859.42</b>
<b>Other Assets</b>			
1960 · Risk Pool Capitalization	25,881.50	10,669.25	15,212.25
1958 · Net PSPRS OPEB Asset TR 3	2,771.00	967.00	1,804.00
1957 · Net Pension Asset PSPRS TR3	30,542.00	0.00	30,542.00
1918 · Deferred Outflow PSPRS OPEB TR3	172.00	233.00	-61.00
1917 · Deferred Outflows PSPRS TR 3	93,368.00	68,709.00	24,659.00
1956 · Net OPEB Asset	196,597.00	116,047.00	80,550.00

**Tubac Fire District**  
**Balance Sheet**  
As of April 30, 2023

	Apr 30, 23	Apr 30, 22	\$ Change
1916 · Deferred outflow - PSPRS OPEB	1,130.00	15,462.00	-14,332.00
1915 · Deferred outflows - PSPRS	1,338,630.00	1,718,820.00	-380,190.00
<b>Total Other Assets</b>	<b>1,689,091.50</b>	<b>1,930,907.25</b>	<b>-241,815.75</b>
<b>TOTAL ASSETS</b>	<b>14,533,736.39</b>	<b>14,574,522.70</b>	<b>-40,786.31</b>
<b>LIABILITIES &amp; EQUITY</b>			
<b>Liabilities</b>			
<b>Current Liabilities</b>			
<b>Accounts Payable</b>			
2000 · Accounts Payable	8,695.56	19,134.95	-10,439.39
<b>Total Accounts Payable</b>	<b>8,695.56</b>	<b>19,134.95</b>	<b>-10,439.39</b>
<b>Credit Cards</b>			
2010 · Bank of America Credit Card	2,262.35	6,916.37	-4,654.02
<b>Total Credit Cards</b>	<b>2,262.35</b>	<b>6,916.37</b>	<b>-4,654.02</b>
<b>Other Current Liabilities</b>			
2070 · Deferred Inflows - Leases	228,480.00	0.00	228,480.00
2359 · Net Pension Liab - Tier 3 PSPRS	0.00	952.00	-952.00
2316 · Deferred Inflows - PSPRS OPEB	122,692.00	84,556.00	38,136.00
2318 · Deferred Inflows PSPRS OPEB TR3	798.00	111.00	687.00
2317 · Deferred Inflows PSPRS TR3	22,681.00	1,122.00	21,559.00
2230 · Accrued Interest	1,815.53	2,628.78	-813.25
2030 · Compensated Absences Payable	129,889.40	113,296.86	16,592.54
2020 · Accrued Wages	21,722.67	107,632.68	-85,910.01
2315 · Deferred Inflows - PSPRS	1,151,232.00	447,048.00	704,184.00
<b>2100 · Payroll Liabilities</b>			
2102 · PSPRS Payable	3,915.40	-488.53	4,403.93
2103 · Pension Payable	0.00	2,396.82	-2,396.82
2127 · Union Dues Payable	0.00	450.00	-450.00
2128 · Health Insurance/Vision Ins.	21,086.86	25,491.97	-4,405.11
2130 · Life Insurance	1,954.10	1,077.29	876.81
2132 · Dental Insurance	2,895.06	1,535.47	1,359.59
2140 · Pre-Paid Legal	0.04	12.95	-12.91
2100 · Payroll Liabilities - Other	4,941.17	22,235.54	-17,294.37
<b>Total 2100 · Payroll Liabilities</b>	<b>34,792.63</b>	<b>52,711.51</b>	<b>-17,918.88</b>
<b>Total Other Current Liabilities</b>	<b>1,714,103.23</b>	<b>810,058.83</b>	<b>904,044.40</b>
<b>Total Current Liabilities</b>	<b>1,725,061.14</b>	<b>836,110.15</b>	<b>888,950.99</b>

3:08 PM

05/24/23

Accrual Basis

**Tubac Fire District  
Balance Sheet  
As of April 30, 2023**

	<u>Apr 30, 23</u>	<u>Apr 30, 22</u>	<u>\$ Change</u>
<b>Long Term Liabilities</b>			
2335 · F150 Leases Payable	38,004.68	42,004.68	-4,000.00
2330 · Ambulance Lease Payable	88,502.84	116,321.83	-27,818.99
2355 · Net Pension Liability - PSPRS	2,382,923.00	3,427,245.00	-1,044,322.00
2320 · Bond Payable	2,666,560.72	3,075,821.11	-409,260.39
<b>Total Long Term Liabilities</b>	<u>5,175,991.24</u>	<u>6,661,392.62</u>	<u>-1,485,401.38</u>
<b>Total Liabilities</b>	<u>6,901,052.38</u>	<u>7,497,502.77</u>	<u>-596,450.39</u>
<b>Equity</b>			
3001 · Unrestricted	4,294,884.50	4,023,463.60	271,420.90
3510 · Restricted	-79,899.00	-79,899.00	0.00
3530 · Net Investment in Capital Asset	2,318,091.00	2,318,091.00	0.00
Net Income	1,099,607.51	815,364.33	284,243.18
<b>Total Equity</b>	<u>7,632,684.01</u>	<u>7,077,019.93</u>	<u>555,664.08</u>
<b>TOTAL LIABILITIES &amp; EQUITY</b>	<u><b>14,533,736.39</b></u>	<u><b>14,574,522.70</b></u>	<u><b>-40,786.31</b></u>

**Tubac Fire District**  
**Summary of Reconciled Cash Balances**

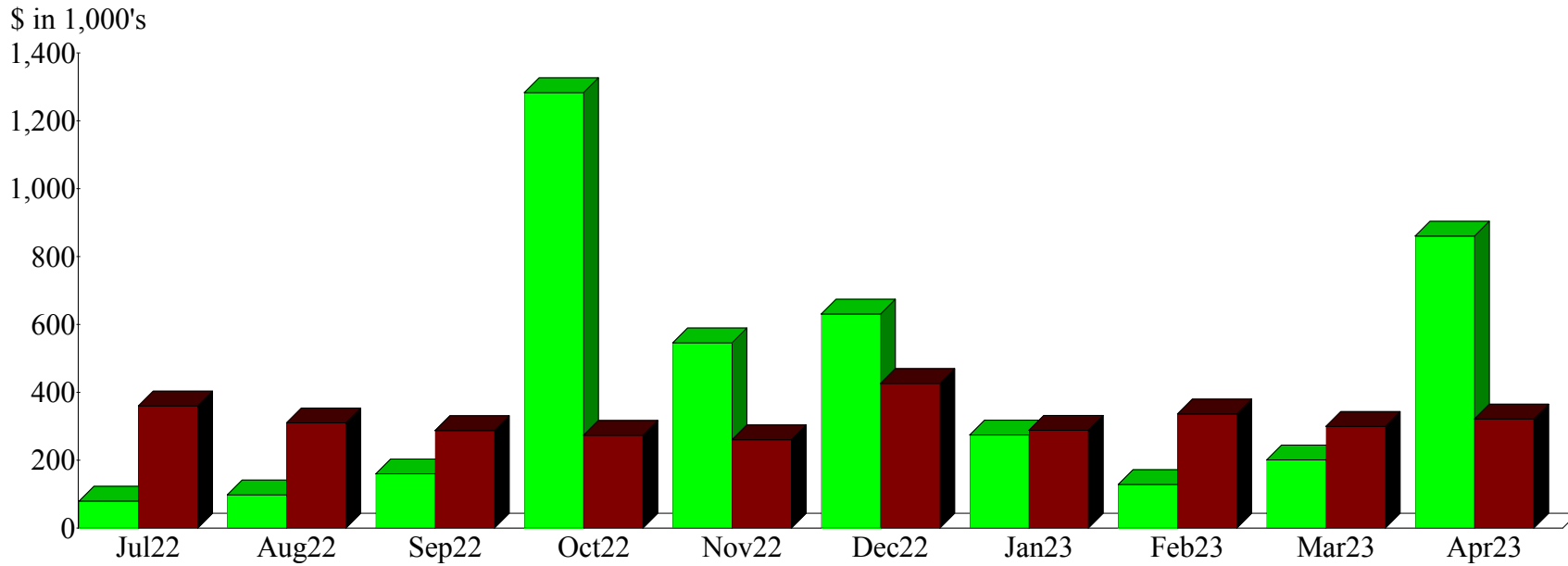
Period Ending  
**04/30/2023**

	Bank of America Checking  <b>4/30/2023</b>	Santa Cruz County General Fund  <b>4/30/2023</b>	Bank of America Savings  <b>4/30/2023</b>	Santa Cruz County Bond Account  <b>4/30/2023</b>
<b>Beginning Balance</b>	1,020,964.08	107,540.36	4,647,059.78	596,015.24
<b>Cleared Transactions</b>				
Checks and Payments	(402,821.99)	(107,540.36)	-	-
Deposits and Credits	168,631.60	689,747.45	152.77	107,520.75
<b>Total Cleared Transactions</b>	<b>(234,190.39)</b>	<b>582,207.09</b>	<b>152.77</b>	<b>107,520.75</b>
<b>Cleared Balance</b>	<b>786,773.69</b>	<b>689,747.45</b>	<b>4,647,212.55</b>	<b>703,535.99</b>
<b>Uncleared Transactions</b>				
Checks and Payments	(1,268.46)	-	-	-
Deposits and Credits	1,762.75	-	-	-
<b>Total Uncleared Transactions</b>	<b>494.29</b>	<b>-</b>	<b>-</b>	<b>-</b>
<b>Register Balance as of 04/30/2023</b>	<b>787,267.98</b>	<b>689,747.45</b>	<b>4,647,212.55</b>	<b>703,535.99</b>

**Tubac Fire District**  
**Profit & Loss Budget Performance**  
 April 2023

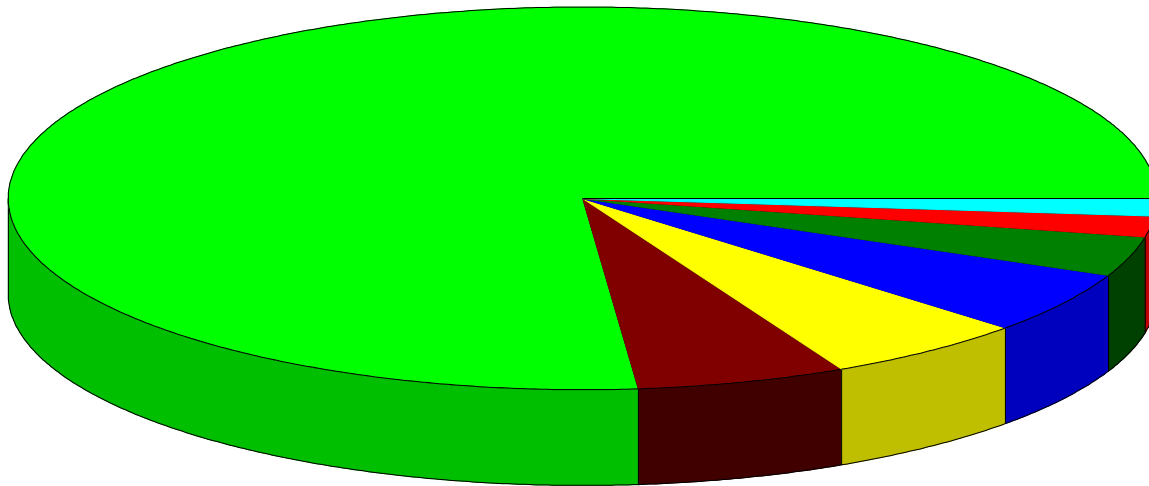
	Apr 23	Budget	\$ Over Budget	Jul '22 - Apr 23	YTD Budget	\$ Over Budget	Annual Budget
<b>Ordinary Income/Expense</b>							
<b>Income</b>							
<b>Tax Revenues</b>	796,582.77	725,360.00	71,222.77	3,507,732.14	3,227,860.00	279,872.14	3,545,370.00
<b>Non Tax Levy Revenue</b>	64,364.37	117,042.00	-52,677.63	756,927.81	820,422.00	-63,494.19	1,054,500.00
<b>Total Income</b>	860,947.14	842,402.00	18,545.14	4,264,659.95	4,048,282.00	216,377.95	4,599,870.00
<b>Gross Profit</b>	860,947.14	842,402.00	18,545.14	4,264,659.95	4,048,282.00	216,377.95	4,599,870.00
<b>Expense</b>							
<b>Personnel Expenses</b>	247,771.69	277,623.00	-29,851.31	2,425,721.31	2,430,519.00	-4,797.69	3,101,096.00
<b>Buildings &amp; Land</b>	16,834.71	21,217.00	-4,382.29	168,345.79	212,170.00	-43,824.21	254,600.00
<b>Vehicles &amp; Equipment</b>	21,077.79	20,329.00	748.79	187,087.81	210,752.00	-23,664.19	251,400.00
<b>Communications &amp; I.T.</b>	11,657.23	8,129.00	3,528.23	107,761.85	103,420.00	4,341.85	121,000.00
<b>Travel &amp; Training</b>	4,292.66	6,634.00	-2,341.34	59,103.60	56,040.00	3,063.60	69,300.00
<b>Managerial Expenses</b>	20,329.78	21,671.00	-1,341.22	185,566.66	178,860.00	6,706.66	201,350.00
<b>Total Expense</b>	321,963.86	355,603.00	-33,639.14	3,133,587.02	3,191,761.00	-58,173.98	3,998,746.00
<b>Net Ordinary Income</b>	538,983.28	486,799.00	52,184.28	1,131,072.93	856,521.00	274,551.93	601,124.00
<b>Other Income/Expense</b>							
<b>Other Expense</b>							
<b>8010 - Bond Interest</b>	0.00	0.00	0.00	31,465.42	31,466.00	-0.58	62,931.00
<b>Total Other Expense</b>	0.00	0.00	0.00	31,465.42	31,466.00	-0.58	62,931.00
<b>Net Other Income</b>	0.00	0.00	0.00	-31,465.42	-31,466.00	0.58	-62,931.00
<b>Net Income</b>	<b>538,983.28</b>	<b>486,799.00</b>	<b>52,184.28</b>	<b>1,099,607.51</b>	<b>825,055.00</b>	<b>274,552.51</b>	<b>538,193.00</b>

Income and Expense by Month  
July 2022 through April 2023



Expense Summary  
July 2022 through April 2023

Personnel Expenses	76.64%
Vehicles & Equipment	5.91
Managerial Expenses	5.86
Buildings & Land	5.32
Communications & I.T.	3.40
Travel & Training	1.87
8010 - Bond Interest	0.99
<b>Total</b>	<b>\$3,165,052.44</b>



By Account





**TUBAC FIRE DISTRICT**  
**Liabilities and Securities - FY22/23**

LIABILITIES						
Description	TOTAL PRICE	CURRENT BALANCE	INTEREST RATE	FY22/23 PAYMENTS	NEXT PAYMENT	DATE OF PAYOFF
Bond	\$6,795,000.00	\$2,666,560.72	2.36%	\$31,465.42	7/1/2023	7/1/2028
Lease Payable	\$195,131.69	\$88,502.84	3.71%	\$32,134.52	2/1/2024	2/1/2026
Net Pension Liability - PSPRS		\$2,382,923.00				
F150 Lease Payable		\$38,004.68				
<b>Totals</b>		<b>\$5,175,991.24</b>		<b>\$63,599.94</b>		

SECURITIES				
Broker	CUSIP #	Description	Market Value	Maturity Date
		<b>Totals</b>	<b>\$0.00</b>	

☞ Net balance owed = **\$5,175,991.24**

3:10 PM

05/24/23

Accrual Basis

**Tubac Fire District  
Fleet Repairs & Maintenance  
April 2023**

Date	Source Name	Memo	Amount
<b>Ambulance 1055</b>			
04/03/2023	Napa Auto Parts	DEF	16.36
04/17/2023	Napa Auto Parts	DEF	16.37
04/24/2023	Napa Auto Parts	DEF	16.37
Total Ambulance 1055			49.10
<b>Ambulance 1058</b>			
04/03/2023	Napa Auto Parts	DEF	16.37
04/17/2023	Napa Auto Parts	DEF	16.36
04/24/2023	Napa Auto Parts	DEF	16.36
Total Ambulance 1058			49.09
<b>Apparatus</b>			
<b>Ambulance 1034</b>			
04/03/2023	Napa Auto Parts	2 134A 12oz can	19.57
Total Ambulance 1034			19.57
<b>Ambulance 1053</b>			
04/03/2023	Napa Auto Parts	DEF	16.37
04/07/2023	Luna's Auto Service	Battery for Unit #1053	441.30
04/17/2023	Napa Auto Parts	DEF	16.37
04/18/2023	W.W. Williams	Replaced leaking seal between box and cab	460.00
04/21/2023	JIM CLICK FORD	PM to include oil change, tire rotation, filters, brakes, all fl...	1,458.15
04/21/2023	JIM CLICK FORD	Oil Change/Filter/ DEF/Tire rotation.	0.00
04/24/2023	Napa Auto Parts	DEF	16.37
Total Ambulance 1053			2,408.56
<b>Ambulance 1054</b>			
04/03/2023	JIM CLICK FORD	LIGHT LINE REPAIR, Vehicle Inspection	292.95
04/17/2023	Napa Auto Parts	DEF	16.37
04/24/2023	Napa Auto Parts	DEF	16.37
Total Ambulance 1054			325.69
<b>Pumper 1005</b>			
04/27/2023	Napa Auto Parts	ISOLENOID	33.86
Total Pumper 1005			33.86
<b>Rescue 1043</b>			
04/28/2023	Purcell Western States Tire	Tires & Repair	2,226.35
Total Rescue 1043			2,226.35

3:10 PM

05/24/23

Accrual Basis

**Tubac Fire District**  
**Fleet Repairs & Maintenance**  
April 2023

<u>Date</u>	<u>Source Name</u>	<u>Memo</u>	<u>Amount</u>
<b>Type 1 Engine 1042</b>			
04/04/2023	Pedro Mendoza	Repair emergency light bracket	120.00
Total Type 1 Engine 1042			120.00
<b>Type 1 Engine 1044</b>			
04/03/2023	Napa Auto Parts	DEF	16.36
Total Type 1 Engine 1044			16.36
Total Apparatus			5,150.39
<b>Employees</b>			
<b>Tim Zamora</b>			
04/12/2023	Home Depot	Wire lock pins, Clamp set, needed for Polaris #1028	21.57
Total Tim Zamora			21.57
Total Employees			21.57
<b>TOTAL</b>			<b>5,270.15</b>

3:10 PM

05/24/23

Accrual Basis

## Tubac Fire District

### Station Utilities, Supplies, and Repairs & Maintenance

April 2023

Date	Source Name	Memo	Amount
<b>Stations</b>			
<b>Station 1</b>			
04/05/2023	Prudential Overall Supply	MAT 3X4 FRONTIER GRAY LAUNDRY BAG/RACK 16X27 WHITE MAS...	43.48
04/07/2023	Terminix	Commercial Pest Control Location: 2227 Interstate 19 Frontage Road	60.00
04/10/2023	Century Link 326B	Internet April 2023	161.24
04/11/2023	EPCOR	Water bill for station 1 Mar 07 to Apr 07 (31 days)	60.91
04/12/2023	Prudential Overall Supply	MAT 3X4 FRONTIER BLUE LAUNDRY BAG/RACK 16X27 WHITE MAS...	43.48
04/13/2023	Empire Southwest LLC	Generator Repair at Sta#1	661.44
04/14/2023	Family Dollar	Station supplies	21.32
04/17/2023	Napa Auto Parts	Emery Cloth	9.36
04/18/2023	Unisource Energy Services (Gas)	2227 E FRONTAGE RD, TUBAC, AZ 85646 (Service No. 4637130688) 3/...	38.70
04/18/2023	Unisource Energy Services (Electric)	2227 E FRONTAGE RD, TUBAC, AZ 85646 Small General Service (Servi...	420.19
04/18/2023	Unisource Energy Services (Gas)	2227 E FRONTAGE RD, TUBAC, AZ 85646 (Service No. 4637130688) 3/...	25.72
04/19/2023	Giovanni Granados	Cut grass around the building, under antenna and surroundings up to the fe...	475.00
04/19/2023	Prudential Overall Supply	MAT 3X4 FRONTIER BLUE LAUNDRY BAG/RACK 16X27 WHITE MAS...	43.48
04/19/2023	Direct TV - 9236	TV for period Current Charges for Service Period 04/18/23 - 05/17/23	154.98
04/20/2023	Simply Bits, LLC	Account #: CA24339 Host VoIP bundle and VoIP Service	872.18
04/26/2023	Prudential Overall Supply	MAT 3X4 FRONTIER BLUE LAUNDRY BAG/RACK 16X27 WHITE MAS...	43.48
04/28/2023	Waste Management of Tucson	Trash Service 05/01/23-05/31/23	246.56
Total Station 1			3,381.52
<b>Station 2</b>			
04/01/2023	Central Alarm	Service Alarm at Station 2	60.00
04/05/2023	Prudential Overall Supply	MAT 3X4 FRONTIER BLUE LAUNDRY BAG/RACK 16X27 WHITE MAS...	50.40
04/06/2023	Terminix	Commercial Pest Control Location: 1360 W Frontage Rd WO #: WO-110...	60.00
04/10/2023	Century Link 011B	Monthly internet Charges	62.27
04/12/2023	Prudential Overall Supply	MAT 3X4 FRONTIER BLUE LAUNDRY BAG/RACK 16X27 WHITE MAS...	75.00
04/18/2023	Liberty Utilities #84201956-84305894	Water for Station 2 from 03/09/2023 - 4/12/2023	314.54
04/19/2023	Prudential Overall Supply	MAT 3X4 FRONTIER BLUE LAUNDRY BAG/RACK 16X27 WHITE MAS...	75.00
04/20/2023	Simply Bits, LLC	Account #: CA17981 Host VoIP bundle and VoIP Service	556.05
04/24/2023	Unisource Energy Services (Electric)	563 CAMINO LITO GALINDO, RIO RICO, AZ 85648 Medium General Ser...	642.85
04/24/2023	Unisource Energy Services (Electric)	455 CAMINO AGOSTO, 1, RIO RICO, AZ 85648 Small General Service (...)	134.03
04/26/2023	Prudential Overall Supply	MAT 3X4 FRONTIER BLUE LAUNDRY BAG/RACK 16X27 WHITE MAS...	75.00
04/28/2023	Direct TV - 9885	Direct TV Current Charges for Service Period 04/27/23 - 05/26/23	152.99
04/29/2023	FH Hardware LLC	Screwdriver, Key Hex 11PC Set, Elec. Tape	36.08
Total Station 2			2,294.21
<b>Station 3</b>			
04/03/2023	Canyon Disposal, Inc.	GARBAGE SERICE FOR THE MONTH OF: Feb/Mar	495.40
04/04/2023	Liberty Utilities 84207196-84305894	Service Address: 333 CAMINO JOSEFINA from 02/24/2023 - 03/23/2023	162.48
04/05/2023	Prudential Overall Supply	MAT 3X4 FRONTIER GRAY LAUNDRY BAG 16X27 WHITE MASSAGE ...	46.13
04/06/2023	Direct TV - 2827	Direct TV 04/05/2023 - 05/04/2023	332.21
04/07/2023	Terminix	Commercial Pest Control Location: 333 Camino Josefina WO #: WO-1104...	149.00
04/12/2023	Prudential Overall Supply	MAT 3X4 FRONTIER BLUE LAUNDRY BAG/RACK 16X27 WHITE MAS...	46.13
04/17/2023	Giovanni Granados	Power wash sidewalks/walls remove cobwebs and bird poop and clean out...	675.00
04/19/2023	Prudential Overall Supply	MAT 3X4 FRONTIER BLUE LAUNDRY BAG/RACK 16X27 WHITE MAS...	46.13
04/20/2023	Simply Bits, LLC	Account #: CA24338 Host VoIP bundle and VoIP Service	657.22
04/25/2023	Unisource Energy Services (Electric)	333 CAMINO JOSEPHINA, RIO RICO, AZ 85648 Medium General Servic...	1,024.55
04/26/2023	Prudential Overall Supply	MAT 3X4 FRONTIER BLUE LAUNDRY BAG/RACK 16X27 WHITE MAS...	46.13
Total Station 3			3,680.38

3:10 PM

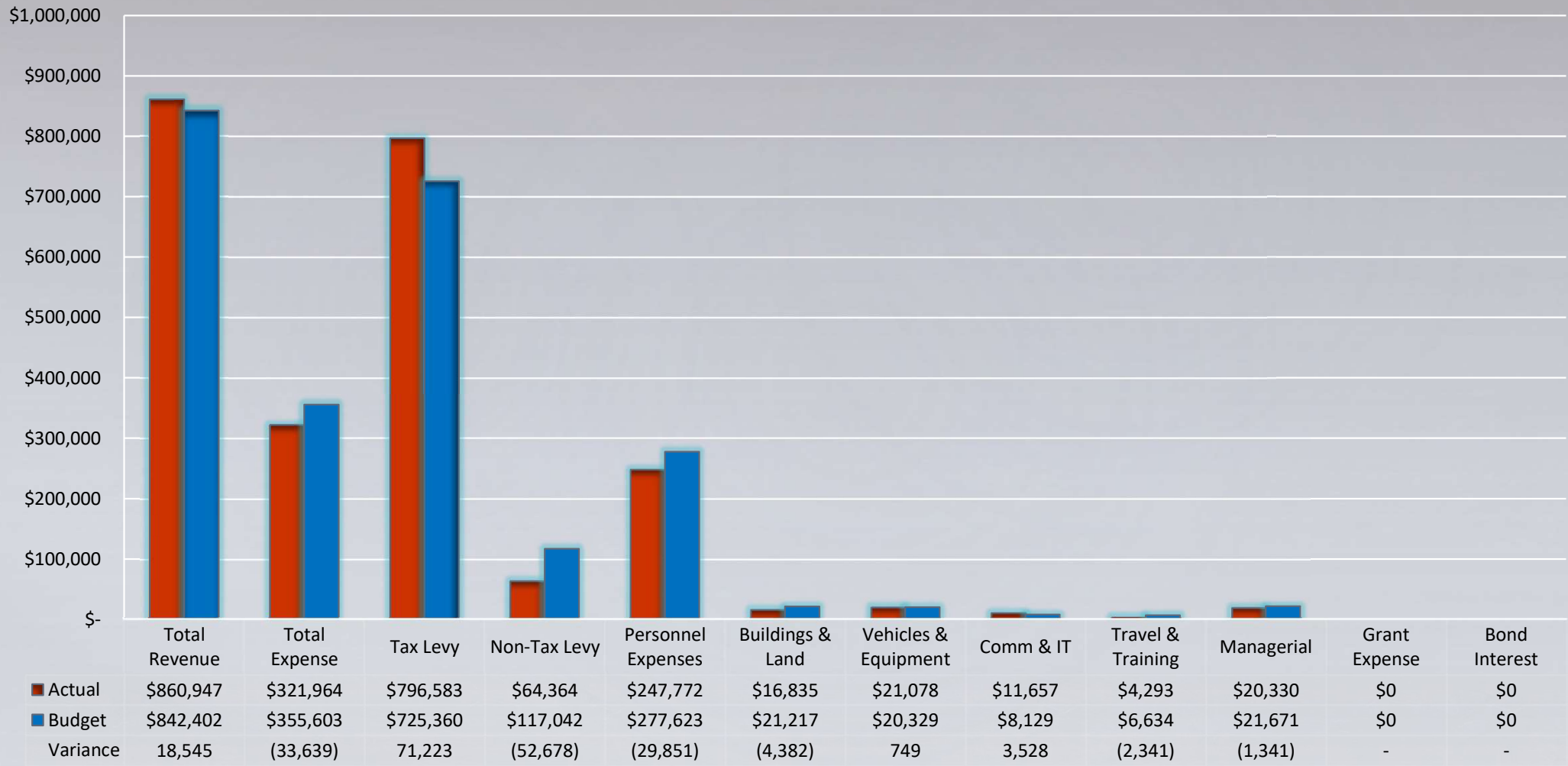
05/24/23

Accrual Basis

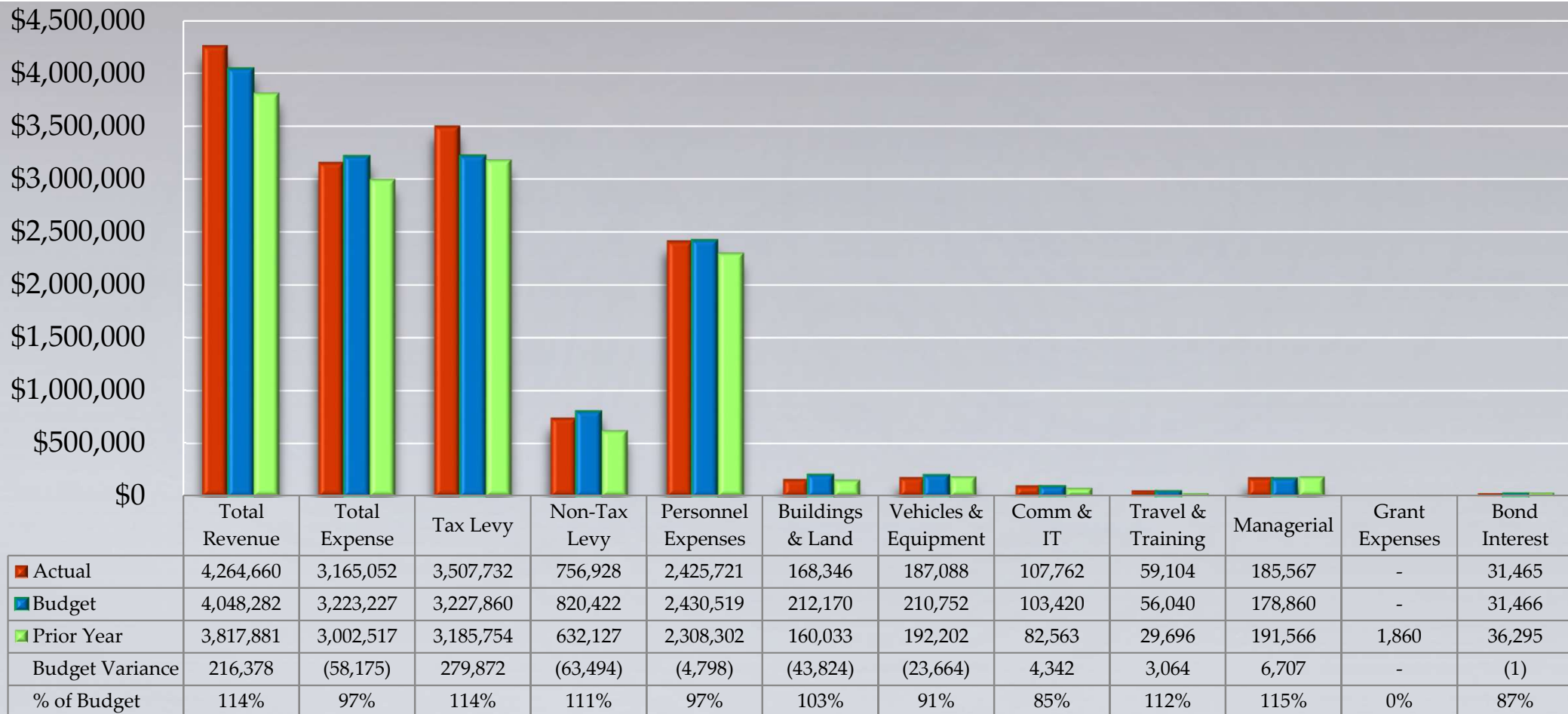
**Tubac Fire District**  
**Station Utilities, Supplies, and Repairs & Maintenance**  
**April 2023**

Date	Source Name	Memo	Amount
<b>Station 4</b>			
04/04/2023	Family Dollar	Water	72.00
04/04/2023	Liberty Utilities #84207237-84305894	Service Address: 149 Ruta Comaron from 02/25/2023 - 03/27/2023	490.51
04/05/2023	Prudential Overall Supply	MAT 3X4 FRONTIER GRAY LAUNDRY BAG 16X27 WHITE MASSAGE ...	46.13
04/06/2023	Terminix	Commercial Pest Control Location: 149 Ruta Camaron WO #: WO-11031...	152.00
04/08/2023	Family Dollar	2 Matress Covers for Station 4	14.92
04/12/2023	Prudential Overall Supply	MAT 3X4 FRONTIER BLUE LAUNDRY BAG/RACK 16X27 WHITE MAS...	46.13
04/14/2023	John Schwamm	new camera installation 60% down	2,700.00
04/17/2023	Ace	Key schlage SC-4 7 ea	21.11
04/19/2023	Prudential Overall Supply	MAT 3X4 FRONTIER BLUE LAUNDRY BAG/RACK 16X27 WHITE MAS...	46.13
04/20/2023	Simply Bits, LLC	Account #: CA24339 Host VoIP bundle and VoIP Service	558.43
04/26/2023	Unlimited Plumbing Works, LLC.*	Scope of Work: To repair a water leak at the kitchen area. 3/4" Propress r...	764.00
04/26/2023	Unisource Energy Services (Electric)	149 RUTA CAMARON, RIO RICO, AZ 85648 Medium General Service Ne...	718.86
04/26/2023	Prudential Overall Supply	MAT 3X4 FRONTIER BLUE LAUNDRY BAG/RACK 16X27 WHITE MAS...	46.13
Total Station 4			5,676.35
Total Stations			15,032.46
<b>TOTAL</b>			<b>15,032.46</b>


# April 2023



# Fiscal Year to Date Budget to Actual



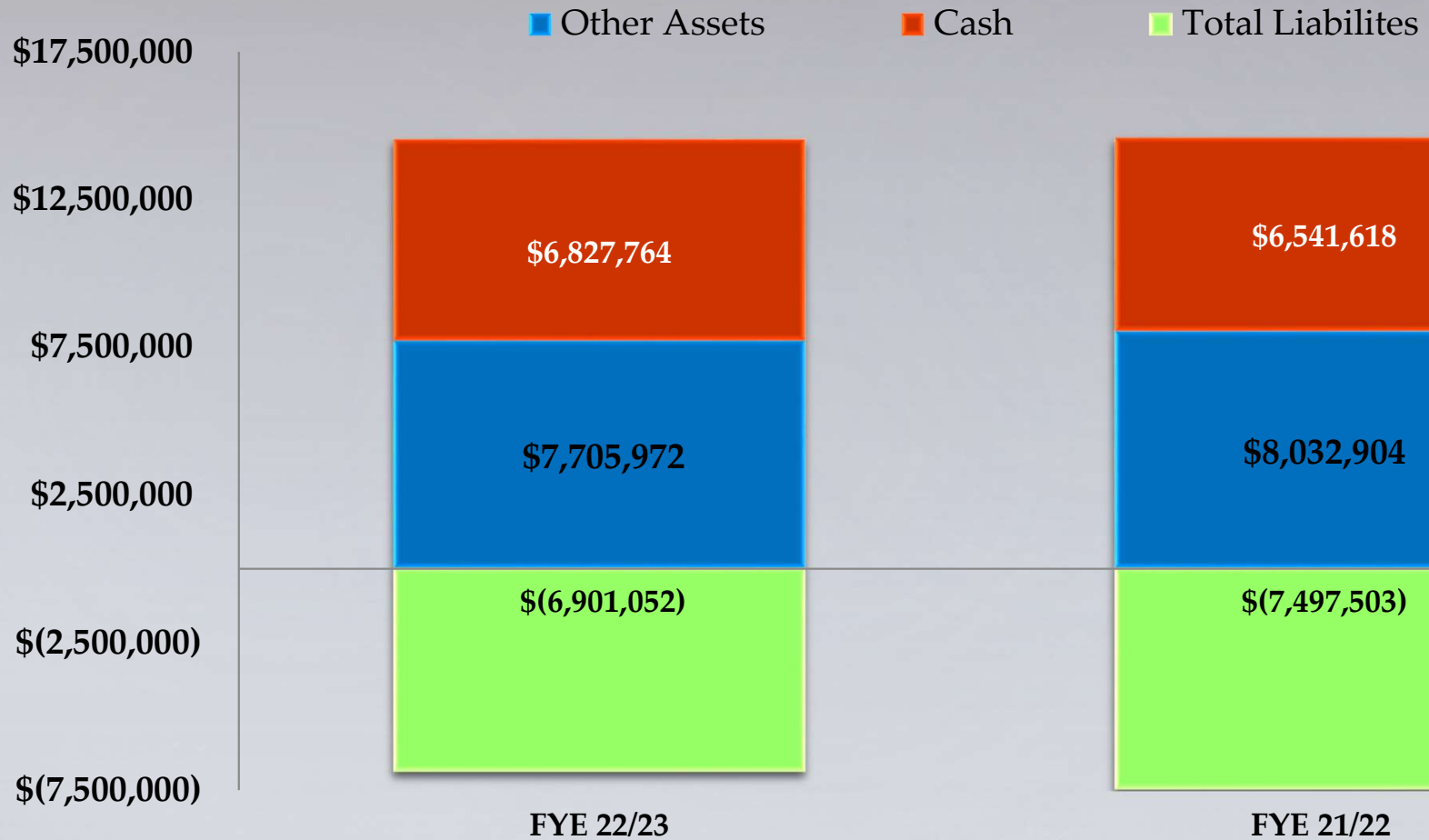
# Percentage of Expenses Year to Date



Fire District Averages	
Personnel	81%
Operations	11%
Communications	2%
Administrative	6%



# Cash Position



Tubac Fire District  
Monthly Disbursement Report  
April 2023

Type	Date	Num	Name	Memo	Amount	Balance
<b>1072 - Bill.com Money Out Clearing</b>						
Bill Pmt -Che...	04/03/2023	Bill.com	Napa Auto Parts	https://app01.us....	-61.73	-61.73
Bill Pmt -Che...	04/03/2023	Bill.com	W.W. Williams	https://app01.us....	-464.50	-526.23
Bill Pmt -Che...	04/03/2023	Bill.com	Quill Corporation	https://app01.us....	-224.97	-751.20
Bill Pmt -Che...	04/03/2023	Bill.com	Unisource Energy Services (Electric)	https://app01.us....	-825.07	-1,576.27
Bill Pmt -Che...	04/03/2023	Bill.com	Napa Auto Parts	https://app01.us....	-32.11	-1,608.38
Bill Pmt -Che...	04/03/2023	Bill.com	MetLife	https://app01.us....	-2,372.39	-3,980.77
Bill Pmt -Che...	04/03/2023	Bill.com	Cropper's Nogales Auto Center	https://app01.us....	-72,613.47	-76,594.24
Bill Pmt -Che...	04/03/2023	Bill.com	Nogales Tactical LLC*	https://app01.us....	-622.28	-77,216.52
Bill Pmt -Che...	04/03/2023	Bill.com	Nogales Tactical LLC*	https://app01.us....	-19.01	-77,235.53
Bill Pmt -Che...	04/03/2023	Bill.com	Century Link 326B	https://app01.us....	-162.12	-77,397.65
Bill Pmt -Che...	04/03/2023	Bill.com	Unisource Energy Services (Electric)	https://app01.us....	-116.82	-77,514.47
Bill Pmt -Che...	04/03/2023	Bill.com	Prudential Overall Supply	https://app01.us....	-46.13	-77,560.60
Bill Pmt -Che...	04/03/2023	Bill.com	Vision Service Plan	https://app01.us....	-335.96	-77,896.56
Bill Pmt -Che...	04/03/2023	Bill.com	Modular Solutions	https://app01.us....	-800.00	-78,696.56
Bill Pmt -Che...	04/03/2023	Bill.com	Napa Auto Parts	https://app01.us....	-319.91	-79,016.47
Bill Pmt -Che...	04/03/2023	Bill.com	Prudential Overall Supply	https://app01.us....	-43.48	-79,059.95
Bill Pmt -Che...	04/03/2023	Bill.com	Direct TV - 9236	https://app01.us....	-154.98	-79,214.93
Bill Pmt -Che...	04/03/2023	Bill.com	Prudential Overall Supply	https://app01.us....	-46.13	-79,261.06
Bill Pmt -Che...	04/03/2023	Bill.com	Ohana Direct Primary Care, LLC	https://app01.us....	-332.00	-79,593.06
Bill Pmt -Che...	04/03/2023	Bill.com	Pre-Paid Legal Services, Inc.	https://app01.us....	-105.70	-79,698.76
Bill Pmt -Che...	04/03/2023	Bill.com	Giovanni Granados	https://app01.us....	-475.00	-80,173.76
Bill Pmt -Che...	04/03/2023	Bill.com	Nogales Tactical LLC*	https://app01.us....	-226.97	-80,400.73
Bill Pmt -Che...	04/03/2023	Bill.com	Unisource Energy Services (Electric)	https://app01.us....	-1,017.94	-81,418.67
Bill Pmt -Che...	04/03/2023	Bill.com	Napa Auto Parts	https://app01.us....	-9.02	-81,427.69
Bill Pmt -Che...	04/03/2023	Bill.com	Target Solutions*	https://app01.us....	-1,700.00	-83,127.69
Bill Pmt -Che...	04/03/2023	Bill.com	Great America Leasing Corp.	https://app01.us....	-217.68	-83,345.37
Bill Pmt -Che...	04/03/2023	Bill.com	Quill Corporation	https://app01.us....	-37.38	-83,382.75
Bill Pmt -Che...	04/03/2023	Bill.com	Unisource Energy Services (Electric)	https://app01.us....	-609.22	-83,991.97
Bill Pmt -Che...	04/03/2023	Bill.com	Purcell Western States Tire	https://app01.us....	-1,257.76	-85,249.73
Bill Pmt -Che...	04/03/2023	Bill.com	Empire Southwest LLC	https://app01.us....	-903.00	-86,152.73
Bill Pmt -Che...	04/03/2023	Bill.com	EMI Health	https://app01.us....	-20,759.57	-106,912.30
Bill Pmt -Che...	04/03/2023	Bill.com	Prudential Overall Supply	https://app01.us....	-50.40	-106,962.70
Bill Pmt -Che...	04/03/2023	Bill.com	Napa Auto Parts	https://app01.us....	-66.63	-107,029.33
General Jour...	04/03/2023	2023-139		BILL 04/03/23 P...	107,029.33	0.00
Bill Pmt -Che...	04/07/2023	Bill.com	Senergy Petroleum	https://app01.us....	-2,310.69	-2,310.69
Bill Pmt -Che...	04/07/2023	Bill.com	J2 Laboratories	https://app01.us....	-140.00	-2,450.69
Bill Pmt -Che...	04/07/2023	Bill.com	Verizon	https://app01.us....	-475.90	-2,926.59
Bill Pmt -Che...	04/07/2023	Bill.com	Direct TV - 9885	https://app01.us....	-152.99	-3,079.58
Bill Pmt -Che...	04/07/2023	Bill.com	Verizon	https://app01.us....	-360.09	-3,439.67

3:56 PM  
05/24/23  
Accrual Basis

Tubac Fire District  
Monthly Disbursement Report  
April 2023

Type	Date	Num	Name	Memo	Amount	Balance
Bill Pmt -Che...	04/07/2023	Bill.com	Pedro Mendoza	https://app01.us....	-120.00	-3,559.67
Bill Pmt -Che...	04/07/2023	Bill.com	Voyager Fleet Systems Inc	https://app01.us....	-705.63	-4,265.30
Bill Pmt -Che...	04/07/2023	Bill.com	Napa Auto Parts	https://app01.us....	-85.03	-4,350.33
Bill Pmt -Che...	04/07/2023	Bill.com	Giovanni Granados	https://app01.us....	-575.00	-4,925.33
General Jour...	04/07/2023	2023-140		BILL 04/07/23 P...	4,925.33	0.00
General Jour...	04/07/2023	2023-141		BILL 04/07/23 C...	-211.00	-211.00
Bill Pmt -Che...	04/13/2023	Bill.com	Wallen Communicatons	https://app01.us....	-950.00	-1,161.00
Bill Pmt -Che...	04/13/2023	Bill.com	V191 & Associates	https://app01.us....	-541.67	-1,702.67
Bill Pmt -Che...	04/13/2023	Bill.com	Maria L. Ruiz	https://app01.us....	-150.00	-1,852.67
General Jour...	04/13/2023	2023-132		BILL 04/13/23 P...	1,641.67	-211.00
Bill Pmt -Che...	04/14/2023	Bill.com	James Vincent Group	https://app01.us....	-3,500.00	-3,711.00
Bill Pmt -Che...	04/14/2023	Bill.com	The Mahoney Group	https://app01.us....	-9,713.00	-13,424.00
Bill Pmt -Che...	04/14/2023	Bill.com	Securis	https://app01.us....	-36,067.50	-49,491.50
Bill Pmt -Che...	04/14/2023	Bill.com	Nogales Tactical LLC*	https://app01.us....	-76.02	-49,567.52
Bill Pmt -Che...	04/14/2023	Bill.com	Nogales Tactical LLC*	https://app01.us....	-272.59	-49,840.11
Bill Pmt -Che...	04/14/2023	Bill.com	Nogales Tactical LLC*	https://app01.us....	-345.35	-50,185.46
Bill Pmt -Che...	04/14/2023	Bill.com	Fry Fire District*	https://app01.us....	-2,564.50	-52,749.96
General Jour...	04/14/2023	2023-130		BILL 04/14/23 P...	52,538.96	-211.00
Bill Pmt -Che...	04/18/2023	Bill.com	Liberty Utilities 84207196-84305894	https://app01.us....	-162.48	-373.48
Bill Pmt -Che...	04/18/2023	Bill.com	Nextrio, LLC	https://app01.us....	-4,461.55	-4,835.03
Bill Pmt -Che...	04/18/2023	Bill.com	Prudential Overall Supply	https://app01.us....	-43.48	-4,878.51
Bill Pmt -Che...	04/18/2023	Bill.com	Nextrio, LLC	https://app01.us....	-65.25	-4,943.76
Bill Pmt -Che...	04/18/2023	Bill.com	Prudential Overall Supply	https://app01.us....	-50.40	-4,994.16
Bill Pmt -Che...	04/18/2023	Bill.com	Linde 3502	https://app01.us....	-696.21	-5,690.37
Bill Pmt -Che...	04/18/2023	Bill.com	Century Link 8386	https://app01.us....	-3.73	-5,694.10
Bill Pmt -Che...	04/18/2023	Bill.com	Banner Health Univ Med Cntr Tucson	https://app01.us....	-13.70	-5,707.80
Bill Pmt -Che...	04/18/2023	Bill.com	Prudential Overall Supply	https://app01.us....	-46.13	-5,753.93
Bill Pmt -Che...	04/18/2023	Bill.com	Linde 8440	https://app01.us....	-525.29	-6,279.22
Bill Pmt -Che...	04/18/2023	Bill.com	Nextrio, LLC	https://app01.us....	-617.50	-6,896.72
Bill Pmt -Che...	04/18/2023	Bill.com	Linde 9892	https://app01.us....	-189.14	-7,085.86
Bill Pmt -Che...	04/18/2023	Bill.com	Prudential Overall Supply	https://app01.us....	-46.13	-7,131.99
Bill Pmt -Che...	04/18/2023	Bill.com	Nextrio, LLC	https://app01.us....	-412.50	-7,544.49
Bill Pmt -Che...	04/18/2023	Bill.com	Waste Management of Tucson	https://app01.us....	-230.22	-7,774.71
Bill Pmt -Che...	04/18/2023	Bill.com	Nextrio, LLC	https://app01.us....	-3,861.00	-11,635.71
Bill Pmt -Che...	04/18/2023	Bill.com	Municipal Emergency Services	https://app01.us....	-3,487.16	-15,122.87
Bill Pmt -Che...	04/18/2023	Bill.com	Canyon Disposal, Inc.	https://app01.us....	-495.40	-15,618.27
Bill Pmt -Che...	04/18/2023	Bill.com	JIM CLICK FORD	https://app01.us....	-292.95	-15,911.22
Bill Pmt -Che...	04/18/2023	Bill.com	Waste Management of Tucson	https://app01.us....	-247.15	-16,158.37
Bill Pmt -Che...	04/18/2023	Bill.com	Liberty Utilities #84207237-84305894	https://app01.us....	-490.51	-16,648.88
Bill Pmt -Che...	04/18/2023	Bill.com	Central Alarm	https://app01.us....	-60.00	-16,708.88

3:56 PM  
05/24/23  
Accrual Basis

Tubac Fire District  
**Monthly Disbursement Report**  
April 2023

Type	Date	Num	Name	Memo	Amount	Balance
Bill Pmt -Che...	04/18/2023	Bill.com	Ricardo Rodriguez*	https://app01.us...	-25.57	-16,734.45
General Jour...	04/18/2023	2023-131		BILL 04/18/23 P...	16,523.45	-211.00
Bill Pmt -Che...	04/21/2023	Bill.com	Prudential Overall Supply	https://app01.us...	-43.48	-254.48
Bill Pmt -Che...	04/21/2023	Bill.com	Terminix	https://app01.us...	-60.00	-314.48
Bill Pmt -Che...	04/21/2023	Bill.com	W.W. Williams	https://app01.us...	-460.00	-774.48
Bill Pmt -Che...	04/21/2023	Bill.com	EPCOR	https://app01.us...	-60.91	-835.39
Bill Pmt -Che...	04/21/2023	Bill.com	Terminix	https://app01.us...	-60.00	-895.39
Bill Pmt -Che...	04/21/2023	Bill.com	Napa Auto Parts	https://app01.us...	-74.83	-970.22
Bill Pmt -Che...	04/21/2023	Bill.com	Empire Southwest LLC	https://app01.us...	-661.44	-1,631.66
Bill Pmt -Che...	04/21/2023	Bill.com	Prudential Overall Supply	https://app01.us...	-46.13	-1,677.79
Bill Pmt -Che...	04/21/2023	Bill.com	Prudential Overall Supply	https://app01.us...	-46.13	-1,723.92
Bill Pmt -Che...	04/21/2023	Bill.com	Direct TV - 2827	https://app01.us...	-332.21	-2,056.13
Bill Pmt -Che...	04/21/2023	Bill.com	Verizon	https://app01.us...	-100.10	-2,156.23
Bill Pmt -Che...	04/21/2023	Bill.com	Terminix	https://app01.us...	-149.00	-2,305.23
Bill Pmt -Che...	04/21/2023	Bill.com	Terminix	https://app01.us...	-152.00	-2,457.23
Bill Pmt -Che...	04/21/2023	Bill.com	Prudential Overall Supply	https://app01.us...	-75.00	-2,532.23
General Jour...	04/21/2023	2023-142		BILL 04/21/23 P...	2,321.23	-211.00
Bill Pmt -Che...	04/24/2023	Bill.com	The Mahoney Group	https://app01.us...	-60.50	-271.50
Bill Pmt -Che...	04/24/2023	Bill.com	Securitech, Inc.	https://app01.us...	-120.00	-391.50
Bill Pmt -Che...	04/24/2023	Bill.com	Nogales Tactical LLC*	https://app01.us...	-94.48	-485.98
Bill Pmt -Che...	04/24/2023	Bill.com	Nogales Tactical LLC*	https://app01.us...	-94.48	-580.46
Bill Pmt -Che...	04/24/2023	Bill.com	Human Resource Strategies	https://app01.us...	-500.00	-1,080.46
Bill Pmt -Che...	04/24/2023	Bill.com	Nogales Tactical LLC*	https://app01.us...	-94.48	-1,174.94
Bill Pmt -Che...	04/24/2023	Bill.com	Nogales Tactical LLC*	https://app01.us...	-59.73	-1,234.67
Bill Pmt -Che...	04/24/2023	Bill.com	Nogales Tactical LLC*	https://app01.us...	-358.38	-1,593.05
Bill Pmt -Che...	04/24/2023	Bill.com	Nogales Tactical LLC*	https://app01.us...	-18.46	-1,611.51
Bill Pmt -Che...	04/24/2023	Bill.com	Nogales Tactical LLC*	https://app01.us...	-267.16	-1,878.67
Bill Pmt -Che...	04/24/2023	Bill.com	Coppersmith Brockelman PLC	https://app01.us...	-920.00	-2,798.67
Bill Pmt -Che...	04/24/2023	Bill.com	Nextrio, LLC	https://app01.us...	-1,420.16	-4,218.83
General Jour...	04/24/2023	2023-148		BILL 04/24/23 P...	4,258.06	39.23
Bill Pmt -Che...	04/24/2023	Bill.com	Envi Health Solutions	https://app01.us...	-250.23	-211.00
General Jour...	04/25/2023	2023-146		BILL 04/25/23 P...	211.00	0.00
Bill Pmt -Che...	04/25/2023	Bill.com	Green Valley Fire District	https://app01.us...	-211.00	-211.00
Bill Pmt -Che...	04/28/2023	Bill.com	Green Valley Fire District	https://app01.us...	-680.00	-891.00
Bill Pmt -Che...	04/28/2023	Bill.com	EMI Health	https://app01.us...	-21,166.47	-22,057.47
Bill Pmt -Che...	04/28/2023	Bill.com	Vision Service Plan	https://app01.us...	-450.25	-22,507.72
Bill Pmt -Che...	04/28/2023	Bill.com	Pitney Bowes Inc.	https://app01.us...	-15.99	-22,523.71

3:56 PM  
05/24/23  
Accrual Basis

Tubac Fire District  
**Monthly Disbursement Report**  
April 2023

Type	Date	Num	Name	Memo	Amount	Balance
Bill Pmt -Che...	04/28/2023	Bill.com	Great America Leasing Corp.	https://app01.us....	-217.68	-22,741.39
General Jour...	04/28/2023	2023-144		BILL 04/28/23 P...	22,530.39	-211.00
Total 1072 · Bill.com Money Out Clearing					-211.00	-211.00
<b>1127 · Cash with County Treasurer</b>						
Deposit	04/10/2023			Property Tax Inc...	-107,540.36	-107,540.36
General Jour...	04/30/2023	2023-153	Santa Cruz Cnty Treasurer's Office	April Property Tax	689,667.92	582,127.56
Deposit	04/30/2023			Interest	79.53	582,207.09
Total 1127 · Cash with County Treasurer					582,207.09	582,207.09
<b>1129 · Operational</b>						
General Jour...	04/03/2023	2023-139		BILL 04/03/23 P...	-107,029.33	-107,029.33
Deposit	04/03/2023			Deposit	514.77	-106,514.56
Check	04/03/2023	ACH	Bank of America	Merchant Fees	-619.63	-107,134.19
Check	04/04/2023	25969	Security Benefit	Pay period endin...	-350.00	-107,484.19
Check	04/04/2023	25970	Green Valley F.F.A.	Pay period endin...	-378.00	-107,862.19
Deposit	04/04/2023			Deposit	2,969.06	-104,893.13
Deposit	04/04/2023			Deposit	488.24	-104,404.89
Deposit	04/04/2023			Deposit	1,814.39	-102,590.50
Deposit	04/04/2023			Deposit	1,789.84	-100,800.66
Deposit	04/05/2023			Deposit	526.44	-100,274.22
Check	04/06/2023	ACH	Aflac	Payroll Period e...	-246.00	-100,520.22
Deposit	04/06/2023			Deposit	2,355.24	-98,164.98
Deposit	04/06/2023			Deposit	596.58	-97,568.40
Deposit	04/06/2023			Deposit	350.40	-97,218.00
Deposit	04/06/2023			Deposit	124.86	-97,093.14
Check	04/07/2023	ACH	PUBLIC SAFETY PERSONAL RETIREME...	Payroll period en...	-17,912.06	-115,005.20
Check	04/07/2023		Nationwide Retirement Solutions	Payroll period en...	-1,698.16	-116,703.36
Check	04/07/2023		Nationwide Retirement Solutions	Payroll period en...	-1,177.62	-117,880.98
General Jour...	04/07/2023	2023-140		BILL 04/07/23 P...	-4,925.33	-122,806.31
General Jour...	04/07/2023	2023-141		BILL 04/07/23 C...	211.00	-122,595.31
General Jour...	04/07/2023	2023-128			-55,267.07	-177,862.38
General Jour...	04/07/2023	2023-128			-604.25	-178,466.63
General Jour...	04/07/2023	2023-128			-10,276.34	-188,742.97
General Jour...	04/07/2023	2023-128			-340.40	-189,083.37
General Jour...	04/07/2023	2023-128			-525.00	-189,608.37
Deposit	04/07/2023			Deposit	1,303.02	-188,305.35
Deposit	04/07/2023			Deposit	371.64	-187,933.71

3:56 PM  
 05/24/23  
 Accrual Basis

Tubac Fire District  
**Monthly Disbursement Report**  
 April 2023

Type	Date	Num	Name	Memo	Amount	Balance
Deposit	04/10/2023			Deposit	2,489.17	-185,444.54
Deposit	04/10/2023			Deposit	433.55	-185,010.99
Deposit	04/10/2023			Deposit	200.00	-184,810.99
Deposit	04/10/2023			Deposit	114,839.75	-69,971.24
Deposit	04/10/2023			Deposit	39.30	-69,931.94
Deposit	04/10/2023			Deposit	415.77	-69,516.17
Check	04/10/2023	EFT	Bill.com		-313.23	-69,829.40
Deposit	04/11/2023			Deposit	100.00	-69,729.40
Deposit	04/11/2023			Deposit	6,915.98	-62,813.42
Deposit	04/11/2023			Deposit	841.45	-61,971.97
Deposit	04/11/2023			Deposit	486.04	-61,485.93
Deposit	04/11/2023			Deposit	24.41	-61,461.52
Check	04/11/2023	ACH	Health Equity	Monthly fees for ...	-25.00	-61,486.52
Deposit	04/12/2023			Deposit	50.00	-61,436.52
Deposit	04/13/2023			Deposit	57.96	-61,378.56
Deposit	04/13/2023			Deposit	2,382.32	-58,996.24
Deposit	04/13/2023			Deposit	50.00	-58,946.24
Deposit	04/13/2023			Deposit	75.00	-58,871.24
General Jour...	04/13/2023	2023-132		BILL 04/13/23 P...	-1,641.67	-60,512.91
Deposit	04/13/2023			Deposit	220.53	-60,292.38
Deposit	04/14/2023			Deposit	1,250.00	-59,042.38
Deposit	04/14/2023			Deposit	1,339.17	-57,703.21
General Jour...	04/14/2023	2023-130		BILL 04/14/23 P...	-52,538.96	-110,242.17
Deposit	04/14/2023			Deposit	57.96	-110,184.21
Deposit	04/14/2023			Deposit	1,298.47	-108,885.74
Deposit	04/17/2023			Deposit	150.00	-108,735.74
Deposit	04/17/2023			Deposit	2,048.47	-106,687.27
Deposit	04/17/2023			Deposit	3,215.34	-103,471.93
General Jour...	04/17/2023	2023-157			-42.93	-103,514.86
General Jour...	04/18/2023	2023-131		BILL 04/18/23 P...	-16,523.45	-120,038.31
Check	04/18/2023	ACH	Bank of America	5589621821324...	-6,143.27	-126,181.58
Deposit	04/18/2023			Deposit	1,078.22	-125,103.36
Deposit	04/18/2023			Deposit	1,145.00	-123,958.36
Check	04/19/2023	25971	Security Benefit	Pay period endin...	-350.00	-124,308.36
Check	04/19/2023	25972	Green Valley F.F.A.	Pay period endin...	-378.00	-124,686.36
Deposit	04/19/2023			Deposit	173.88	-124,512.48
Deposit	04/19/2023			Deposit	60.00	-124,452.48
Deposit	04/19/2023			Deposit	150.34	-124,302.14
Deposit	04/20/2023			Deposit	100.00	-124,202.14
Check	04/20/2023	ACH	Enterprise FM Trust	Payment for Apri...	-2,577.86	-126,780.00

3:56 PM  
 05/24/23  
 Accrual Basis

Tubac Fire District  
**Monthly Disbursement Report**  
 April 2023

Type	Date	Num	Name	Memo	Amount	Balance
Deposit	04/20/2023			Deposit	7.98	-126,772.02
General Jour...	04/21/2023	2023-142		BILL 04/21/23 P...	-2,321.23	-129,093.25
Deposit	04/21/2023			Deposit	4,366.64	-124,726.61
Check	04/21/2023	ACH	Nationwide Retirement Solutions	Pay period endin...	-1,177.62	-125,904.23
Check	04/21/2023	ACH	Nationwide Retirement Solutions	Pay period endin...	-1,716.58	-127,620.81
General Jour...	04/21/2023	2023-143			-59,650.72	-187,271.53
General Jour...	04/21/2023	2023-143			-604.25	-187,875.78
General Jour...	04/21/2023	2023-143			-9,194.35	-197,070.13
General Jour...	04/21/2023	2023-143			-340.40	-197,410.53
General Jour...	04/21/2023	2023-143			-525.00	-197,935.53
Deposit	04/21/2023			Deposit	2,447.83	-195,487.70
Deposit	04/21/2023			Deposit	1,798.74	-193,688.96
Deposit	04/24/2023			Deposit	609.42	-193,079.54
General Jour...	04/24/2023	2023-148		BILL 04/24/23 P...	-4,258.06	-197,337.60
Check	04/25/2023	ACH	PUBLIC SAFETY PERSONAL RETIREME...	Pay period endin...	-19,072.43	-216,410.03
Deposit	04/25/2023			Deposit	573.60	-215,836.43
General Jour...	04/25/2023	2023-146		BILL 04/25/23 P...	-211.00	-216,047.43
Deposit	04/26/2023			Deposit	2,491.01	-213,556.42
Deposit	04/26/2023			Deposit	57.96	-213,498.46
Deposit	04/26/2023			Deposit	406.32	-213,092.14
Deposit	04/26/2023			Deposit	479.47	-212,612.67
Deposit	04/27/2023			Deposit	125.00	-212,487.67
General Jour...	04/28/2023	2023-144		BILL 04/28/23 P...	-22,530.39	-235,018.06
Deposit	04/28/2023			Deposit	60.00	-234,958.06
Check	04/30/2023			Service Charge	-92.40	-235,050.46
Total 1129 · Operational					-235,050.46	-235,050.46
<b>1130 · Savings Acct.</b>						
Deposit	04/30/2023			Interest	152.77	152.77
Total 1130 · Savings Acct.					152.77	152.77
<b>TOTAL</b>					<b>347,098.40</b>	<b>347,098.40</b>

# Tubac Fire District

## Twelve-Month Cash Flow

Fiscal Year  
Begins: Jul-22

	Beginning	Jul-22	Aug-22	Sep-22	Oct-22	Nov-22	Dec-22	Jan-23	Feb-23	Mar-23	Apr-23	May-23	Jun-23	Monthly Average	Overview
<b>Cash Summary</b>															
<b>Cash on Hand</b> <small>(beginning of month)</small>	5,874,259	5,874,259	5,576,998	5,382,483	5,206,575	6,165,579	6,508,520	6,731,589	6,665,183	6,466,591	6,373,145	6,827,764	6,658,925	6,203,134	
<b>Cash Available</b> (on hand + receipts, before cash out)	5,874,259	5,952,381	5,709,753	5,538,460	6,406,323	6,796,587	7,141,261	7,006,332	6,793,686	6,667,378	7,231,553	6,967,181	6,794,537	6,583,786	
<b>Cash Position</b> (end of month)	5,874,259	5,576,998	5,382,483	5,206,575	6,165,579	6,508,520	6,731,589	6,665,183	6,466,591	6,373,145	6,827,764	6,658,925	6,027,231	6,215,882	
<b>Line of Credit Available</b>	1,000,000	1,000,000	1,000,000	1,000,000	1,000,000	1,000,000	1,000,000	1,000,000	1,000,000	1,000,000	1,000,000	1,000,000	1,000,000	1,000,000	
<b>Cash Receipts</b>															
Tax Levy Revenue		17,659	33,269	26,901	1,144,154	500,863	559,033	216,212	85,406	124,259	796,662	22,375	18,576	295,448	
Other Cash Inflows		60,463	99,486	129,075	55,594	130,144	73,707	58,530	43,097	76,528	61,746	117,042	117,036	85,204	
Line of Credit		0	0	0	0	0	0	0	0	0	0	0	0	0	
<b>Total Cash Receipts</b>		<b>78,122</b>	<b>132,755</b>	<b>155,977</b>	<b>1,199,748</b>	<b>631,007</b>	<b>632,740</b>	<b>274,743</b>	<b>128,503</b>	<b>200,787</b>	<b>858,408</b>	<b>139,417</b>	<b>135,612</b>	<b>380,652</b>	
<b>Cash Paid Out</b>															
Disbursements		375,384	327,269	331,885	240,743	288,066	409,672	341,148	327,096	294,233	403,789	308,256	767,306	367,904	
Repayment of LOC		0	0	0	0	0	0	0	0	0	0	0	0	0	
<b>Total Cash Paid Out</b>		<b>375,384</b>	<b>327,269</b>	<b>331,885</b>	<b>240,743</b>	<b>288,066</b>	<b>409,672</b>	<b>341,148</b>	<b>327,096</b>	<b>294,233</b>	<b>403,789</b>	<b>308,256</b>	<b>767,306</b>	<b>367,904</b>	
		(Actual)	(Actual)	(Actual)	(Actual)	(Actual)	(Actual)	(Actual)	(Actual)	(Actual)	(Actual)	(Actual)	(Budget)	(Budget)	