



TUBAC FIRE DISTRICT

2227 EAST FRONTAGE ROAD
P.O. BOX 2881
TUBAC, ARIZONA 85646
TELEPHONE: (520)398-2255

REGULAR MEETING OF THE BOARD OF DIRECTORS

The Tubac Fire District Board of Directors will meet in regular session on September 27, 2023, at 1:30 pm, at 1:30 pm at North County Building located at 50 Bridge Rd. Tubac. The following topics and any variables thereto, will be subject to Board consideration, discussion, approval, or other action. All items are set for possible action. The Board may consider any item on this agenda in any order and at any time during the meeting. The Governing Board may convene into Executive Session for discussion or consultation for legal advice with its attorney regarding any item on this agenda, in accordance with A.R.S. § 38-431.03(A)(3).

Members of the public may attend the meeting in person, by viewing the livestream on the Tubac Fire District Facebook page, or by telephone by calling (346) 248-7799 and entering the Webinar ID, 827 3360 0975, if prompted.

NOTE: Executive Sessions are CONFIDENTIAL pursuant to A.R.S. § 38-431.03(C). Members of the public may not participate in Executive Sessions. Any Executive Session will take place through a remote method that is separate from the public conference call.

Members of the public who are not able to attend the meeting in person, may submit comments to the Board by email. The emails will be read out loud during the meeting. Please email any comments to bhamric@tubacfire.org. Emails must be received no later than 5pm the day before the meeting and must include your full name as well as your phone number (to allow District staff to contact you with any questions).

Agenda

1. Call to order and Pledge of Allegiance
2. Roll call of Board Members
3. Report from Board Members
4. Reading of public comments submitted via email.
5. Call to the Public: "This is the time for the public to comment on items related to the Fire District. Members of the Board may not discuss items that are not on the agenda. Therefore, the Fire Board is not permitted to discuss or take action on any items raised in the Call to the Public which is not on the agenda due to restrictions of the Open Meeting Law; however, individual Board members are permitted to respond to criticism directed to them. Otherwise, the Board has discretion to direct the Fire Chief to review the matter or that the matter is placed on a future agenda. Those wishing to address the Board need not request permission in advance. A member of the public may speak for a reasonable time as determined by the Board on an oral presentation. If no time is specified, the presumed time limit will be 3 minutes per person. The Fire Board Chair may adjust time limitations and all individuals desiring to address the Fire Board will have the same opportunity."
6. Correspondence
7. Chair's Report
8. Chief and Staff Report
 - a. Operations Update
 - b. Training

- c. Wildland Update
- d. Administration Update
- 9. Monthly Financial Report for August 2023.
- 10. Consent Agenda
 - a. Approval of minutes from August 30, 2023
 - b. Approval of monthly financial reports
- 11. Information only on the purchase of water heater for Tubac Fire Station #3 in the amount of \$8,862.89.
- 12. Discussion and possible action to purchase an INX Ferno Gurney and accessories in the amount of \$51,653.20.
- 13. Discussion and possible action to purchase Motorola software and Panasonic hardware in an amount not to exceed \$50,000.
- 14. Fire Station 1 Items
 - a. Discussion possible action re: Presentation by Ryan Knapp from Core Construction project director on project delivery methods
 - b. Discussion only on USDA Rural application process.
 - c. Discussion and possible action on the status of the architectural request for proposal.
- 15. Future Agenda Items
- 16. Next meeting: October 25, 2023, at 1:30 p.m.
- 17. Adjourn meeting.

Notice of Meeting (Agenda) dated and posted September 22, 2023, by 1:30 p.m. local time by A. Olea.

If any disabled person needs any type of accommodation, please notify the Tubac Fire District prior to the scheduled meeting time.

Tubac Fire District

2227 E I-19 Frontage Rd
Tubac, AZ 85646
520.398.2255



Monthly Financial Report – August 2023

Attached are the following for your information and review:

1. Balance Sheet as of August 31, 2023.
2. Summary of Reconciled Cash Balances as of August 31, 2023.
3. Income Statement of Revenues and Expenditures for August 2023 including budget to actual and year-to-date balances.
4. Income vs. Expenses Graph for August 2023.
5. Fixed Asset Additions and Disposals for FY 23/24.
6. Liabilities & Securities for FY 23/24.
7. Fleet Repairs & Maintenance Expenses.
8. Station Utilities, Supplies, and Repairs & Maintenance Expenses.
9. Board Presentation.
10. Monthly Disbursement Report.
11. 12-Month Cash Flow.

Key points:

- Total Revenue for August is \$113,160, which is \$40,620 under budget.
- Santa Cruz County Revenue for August is \$53,183, which is over budget by \$18,318.
- Non-Levy Revenue is \$59,977, which is under budget by \$58,938, driven by lower than anticipated Wildland and Ambulance revenue.
- Operating Expenses for August totaled \$307,761, which is under budget by \$51,792.
 - Personnel Expenses are under budget by \$55,873, driven by lower Wildland wages.
- YTD Total Revenue is \$211,629, which is \$79,466 under budget driven by lower than anticipated Wildland and Ambulance revenue offset by higher collections on Property Tax revenue.
- YTD Operating Expense is \$720,364 which is \$43,574 under budget.
- Cash balance as of August 2023 is \$5,619,664, which is up \$235,204 from last year.

Please contact the Finance Director for any questions or concerns regarding this report.

This report and the attached detail reports have been reviewed and approved by the Fire Board.

Board Clerk

Date

**Tubac Fire District
Balance Sheet
As of August 31, 2023**

	Aug 31, 23	Aug 31, 22	\$ Change
ASSETS			
Current Assets			
Checking/Savings			
1072 · Bill.com Money Out Clearing	0.00	3,227.00	-3,227.00
1127 · Cash with County Treasurer	45,200.44	28,077.16	17,123.28
1129 · Operational	638,600.84	429,164.85	209,435.99
1130 · Savings Acct.	4,647,838.95	4,645,980.90	1,858.05
1131 · Bond Account	288,023.73	278,010.08	10,013.65
Total Checking/Savings	5,619,663.96	5,384,459.99	235,203.97
Accounts Receivable			
1245 · Property Tax Receivable	276,237.05	276,237.05	0.00
1205 · Other Receivables	22,456.67	19,327.51	3,129.16
1250 · Ambulance Receivable	287,977.57	287,977.57	0.00
1251 · Allowance for Ambulance Receiv	-177,869.25	-177,869.25	0.00
Total Accounts Receivable	408,802.04	405,672.88	3,129.16
Other Current Assets			
1732 · Right to Use Vehicles	59,505.76	59,505.76	0.00
1737 · Right to Use Amortization	-17,039.00	-17,039.00	0.00
1270 · Lease Receivable	232,881.00	232,881.00	0.00
1400 · Prepaid Expense	13,726.08	13,726.08	0.00
Total Other Current Assets	289,073.84	289,073.84	0.00
Total Current Assets	6,317,539.84	6,079,206.71	238,333.13
Fixed Assets			
1711 · Land - Non-depreciable	257,352.00	257,352.00	0.00
1745 · AD - Equipment	-1,578,828.38	-1,578,828.38	0.00
1735 · AD - Vehicles	-2,568,969.10	-2,568,969.10	0.00
1725 · AD - Building	-2,060,113.30	-2,060,113.30	0.00
1730 · Vehicles	3,136,610.83	3,060,712.36	75,898.47
1740 · Equipment	1,991,853.98	1,987,714.61	4,139.37
1720 · Buildings & Improvements	6,151,455.78	6,139,995.78	11,460.00
Total Fixed Assets	5,329,361.81	5,237,863.97	91,497.84

Tubac Fire District
Balance Sheet
As of August 31, 2023

	Aug 31, 23	Aug 31, 22	\$ Change
Other Assets			
1960 · Risk Pool Capitalization	25,881.50	25,881.50	0.00
1958 · Net PSPRS OPEB Asset TR 3	2,771.00	2,771.00	0.00
1957 · Net Pension Asset PSPRS TR3	30,542.00	30,542.00	0.00
1918 · Deferred Outflow PSPRS OPEB TR3	172.00	172.00	0.00
1917 · Deferred Outflows PSPRS TR 3	93,368.00	93,368.00	0.00
1956 · Net OPEB Asset	196,597.00	196,597.00	0.00
1916 · Deferred outflow - PSPRS OPEB	1,130.00	1,130.00	0.00
1915 · Deferred outflows - PSPRS	1,338,630.00	1,338,630.00	0.00
Total Other Assets	1,689,091.50	1,689,091.50	0.00
TOTAL ASSETS	13,335,993.15	13,006,162.18	329,830.97
LIABILITIES & EQUITY			
Liabilities			
Current Liabilities			
Accounts Payable			
2000 · Accounts Payable	60,216.75	47,056.93	13,159.82
Total Accounts Payable	60,216.75	47,056.93	13,159.82
Credit Cards			
2010 · Bank of America Credit Card	1,702.88	3,677.08	-1,974.20
Total Credit Cards	1,702.88	3,677.08	-1,974.20
Other Current Liabilities			
2070 · Deferred Inflows - Leases	228,480.00	228,480.00	0.00
2316 · Deferred Inflows - PSPRS OPEB	122,692.00	122,692.00	0.00
2318 · Deferred Inflows PSPRS OPEB TR3	798.00	798.00	0.00
2317 · Deferred Inflows PSPRS TR3	22,681.00	22,681.00	0.00
2230 · Accrued Interest	1,815.53	1,815.53	0.00
2030 · Compensated Absences Payable	129,889.40	143,280.96	-13,391.56
2020 · Accrued Wages	21,722.67	21,722.67	0.00
2315 · Deferred Inflows - PSPRS	1,151,232.00	1,151,232.00	0.00
2100 · Payroll Liabilities			
2102 · PSPRS Payable	9,593.10	49.36	9,543.74
2103 · Pension Payable	0.00	3,999.06	-3,999.06
2128 · Health Insurance/Vision Ins.	5,587.79	8,544.20	-2,956.41
2140 · Pre-Paid Legal	0.00	-52.82	52.82
2100 · Payroll Liabilities - Other	3,040.08	5,136.72	-2,096.64
Total 2100 · Payroll Liabilities	18,220.97	17,676.52	544.45
Total Other Current Liabilities	1,697,531.57	1,710,378.68	-12,847.11
Total Current Liabilities	1,759,451.20	1,761,112.69	-1,661.49

**Tubac Fire District
Balance Sheet
As of August 31, 2023**

	Aug 31, 23	Aug 31, 22	\$ Change
Long Term Liabilities			
2335 · F150 Leases Payable	38,004.68	38,004.68	0.00
2330 · Ambulance Lease Payable	88,502.84	116,321.83	-27,818.99
2355 · Net Pension Liability - PSPRS	2,382,923.00	2,382,923.00	0.00
2320 · Bond Payable	2,247,641.79	2,666,560.72	-418,918.93
Total Long Term Liabilities	4,757,072.31	5,203,810.23	-446,737.92
Total Liabilities	6,516,523.51	6,964,922.92	-448,399.41
Equity			
3001 · Unrestricted	5,090,012.85	4,295,177.00	794,835.85
3510 · Restricted	-79,899.00	-79,899.00	0.00
3530 · Net Investment in Capital Asset	2,318,091.00	2,318,091.00	0.00
Net Income	-508,735.21	-492,129.74	-16,605.47
Total Equity	6,819,469.64	6,041,239.26	778,230.38
TOTAL LIABILITIES & EQUITY	13,335,993.15	13,006,162.18	329,830.97

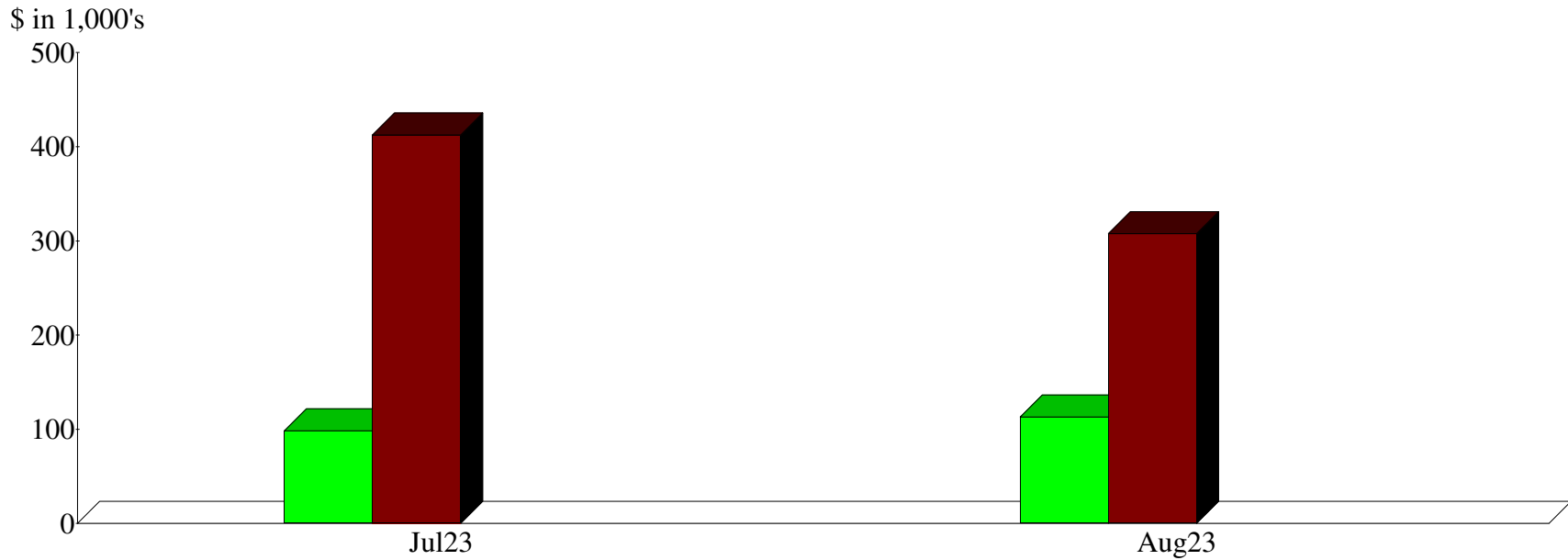
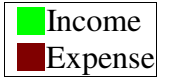
Tubac Fire District
Summary of Reconciled Cash Balances
 Period Ending 08/31/2023

	Bank of America Checking 8/31/2023	Santa Cruz County General Fund 8/31/2023	Bank of America Savings 8/31/2023	Santa Cruz County Bond Account 8/31/2023
Beginning Balance	828,657.33	14,507.26	4,647,681.07	279,706.11
Cleared Transactions				
Checks and Payments	(293,356.61)	(14,507.26)	-	
Deposits and Credits	103,163.55	45,200.44	157.88	8,317.62
Total Cleared Transactions	<u>(190,193.06)</u>	<u>30,693.18</u>	<u>157.88</u>	<u>8,317.62</u>
Cleared Balance	<u>638,464.27</u>	<u>45,200.44</u>	<u>4,647,838.95</u>	<u>288,023.73</u>
Uncleared Transactions				
Checks and Payments	(2,568.15)	-	-	-
Deposits and Credits	2,704.72	-	-	-
Total Uncleared Transactions	<u>136.57</u>	<u>-</u>	<u>-</u>	<u>-</u>
Register Balance as of 08/31/23	<u>638,600.84</u>	<u>45,200.44</u>	<u>4,647,838.95</u>	<u>288,023.73</u>

Tubac Fire District Profit & Loss Budget Performance August 2023

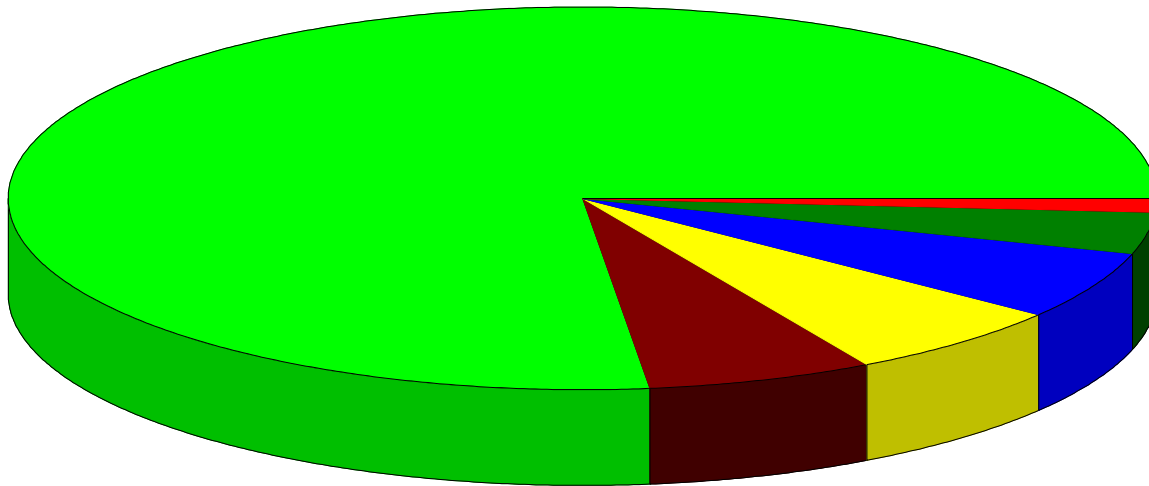
	Aug 23	Budget	\$ Over Budget	Jul - Aug 23	YTD Budget	\$ Over Budget	Annual Budget
Ordinary Income/Expense							
Income							
Tax Revenues	53,182.84	34,865.00	18,317.84	70,018.00	53,247.00	16,771.00	4,024,867.00
Non Tax Levy Revenue	59,976.68	118,915.00	-58,938.32	141,610.79	237,848.00	-96,237.21	1,764,500.00
Total Income	113,159.52	153,780.00	-40,620.48	211,628.79	291,095.00	-79,466.21	5,789,367.00
Gross Profit	113,159.52	153,780.00	-40,620.48	211,628.79	291,095.00	-79,466.21	5,789,367.00
Expense							
Personnel Expenses	230,062.22	285,935.00	-55,872.78	554,771.80	581,647.00	-26,875.20	3,370,677.00
Buildings & Land	23,431.40	19,354.00	4,077.40	41,880.36	38,714.00	3,166.36	232,250.00
Vehicles & Equipment	25,380.53	24,450.00	930.53	46,571.28	48,900.00	-2,328.72	293,400.00
Communications & I.T.	6,551.86	9,665.00	-3,113.14	25,433.09	29,850.00	-4,416.91	126,000.00
Travel & Training	4,296.70	7,385.00	-3,088.30	5,048.41	14,782.00	-9,733.59	75,065.00
Managerial Expenses	18,038.45	12,764.00	5,274.45	46,659.06	50,045.00	-3,385.94	227,540.00
Total Expense	307,761.16	359,553.00	-51,791.84	720,364.00	763,938.00	-43,574.00	4,324,932.00
Net Ordinary Income	-194,601.64	-205,773.00	11,171.36	-508,735.21	-472,843.00	-35,892.21	1,464,435.00
Other Income/Expense							
Other Expense							
8010 - Bond Interest	0.00	0.00	0.00	0.00	0.00	0.00	53,045.00
Total Other Expense	0.00	0.00	0.00	0.00	0.00	0.00	53,045.00
Net Other Income	0.00	0.00	0.00	0.00	0.00	0.00	-53,045.00
Net Income	-194,601.64	-205,773.00	11,171.36	-508,735.21	-472,843.00	-35,892.21	1,411,390.00

Income and Expense by Month
July through August 2023



Expense Summary
July through August 2023

Personnel Expenses	77.01%
Managerial Expenses	6.48
Vehicles & Equipment	6.46
Buildings & Land	5.81
Communications & I.T.	3.53
Travel & Training	0.70
Total	\$720,364.00



By Account

Tubac Fire District
Fixed Assets Additions and Disposals

Recorded in fixed asset accounts:

Account Number	Account name	Addition/(Disposal) Amount	Description of Asset
1720	Building & Improvements	\$ 4,660.00	Archaeological Survey for Station #1
1730	Vehicles	\$ 3,285.00	Camper Shell for Unit #1060
1740	Equipment	\$ 2,150.00	Camera Install at Station #4
TOTALS		\$ 10,095.00	

Prepared

9/18/2023 JVG, Finance Director.

TUBAC FIRE DISTRICT
Liabilities and Securities - FY23/24

LIABILITIES						
Description	TOTAL PRICE	CURRENT BALANCE	INTEREST RATE	FY22/23 PAYMENTS	NEXT PAYMENT	DATE OF PAYOFF
Bond	\$6,795,000.00	\$2,247,641.79	2.36%	\$62,930.84	1/1/2024	7/1/2028
Lease Payable	\$195,131.69	\$88,502.84	3.71%	\$32,134.52	2/1/2024	2/1/2026
Net Pension Liability - PSPRS		\$2,382,923.00				
F150 Lease Payable		\$38,004.68				
Totals		\$4,757,072.31		\$95,065.36		

SECURITIES				
Broker	CUSIP #	Description	Market Value	Maturity Date
		Totals	\$0.00	

☞ Net balance owed = **\$4,757,072.31**

2:29 PM

09/18/23

Accrual Basis

Tubac Fire District
Fleet Repairs & Maintenance
August 2023

Date	Source Name	Memo	Amount
Ambulance 1055			
08/01/2023	W.W. Williams	Accessories Group - Troubleshooting Back up lights plus ...	459.00
08/03/2023	Purcell Western States Tire	2 tires and alignment, mount and dismount.	1,219.19
08/10/2023	Larry H Miller	Unit # 1055 repairs and oil change	1,133.97
Total Ambulance 1055			2,812.16
Apparatus			
Ambulance 1053			
08/03/2023	Napa Auto Parts	2.5 DEF	16.37
08/29/2023	Purcell Western States Tire	2 tires and alignment, mount and dismount.	1,045.92
Total Ambulance 1053			1,062.29
Ambulance 1054			
08/03/2023	Napa Auto Parts	2.5 DEF	16.37
Total Ambulance 1054			16.37
Rescue 1040			
08/07/2023	Watson Chevrolet	Oil change, new brakes 7 rotors	2,490.59
Total Rescue 1040			2,490.59
Type 1 Engine 1041			
08/24/2023	Purcell Western States Tire	(5) 12R225 MICH XZE H Unit # 1041, new tires, balance a...	4,136.30
Total Type 1 Engine 1041			4,136.30
Total Apparatus			7,705.55
TOTAL			10,517.71

2:30 PM

09/18/23

Accrual Basis

Tubac Fire District Station Utilities, Supplies, and Repairs & Maintenance August 2023

Date	Source Name	Memo	Amount
Stations			
Station 1			
08/01/2023	Ace Hardware	Station #1 and Station #3 paint for sign repair	51.23
08/03/2023	Napa Auto Parts	Scrapers	9.40
08/09/2023	EPCOR	Water bill for station 1	45.80
08/10/2023	Century Link 326B	Internet Aug 2023	159.86
08/12/2023	Terminix	Commercial Pest Control Location: Location: 2227 Interstate 19 Frontage ...	60.00
08/16/2023	Unisource Energy Services (Electric)	2227 E FRONTAGE RD, TUBAC, AZ 85646 Small General Service (Servi...	725.46
08/16/2023	Unisource Energy Services (Gas)	2227 E FRONTAGE RD, TUBAC, AZ 85646 Small Volume Public Authorit...	21.38
08/16/2023	Unisource Energy Services (Gas)	2227 E FRONTAGE RD, TUBAC, AZ 85646 Small Volume Public Authorit...	22.16
08/19/2023	Direct TV - 9236	TV Current Charges for Service Period 08/18/23 - 09/17/23	146.64
08/20/2023	Simply Bits, LLC	A/C # CA24339 Hosted VoIP Bundle	871.99
08/22/2023	Waxie Sanitary Supply	KLEENLINE 24X24 .40 MIL CLEAR, KLEENLINE 40X48 16 MIC NATUR...	410.63
08/22/2023	Waxie Sanitary Supply	89460 ENMOTION 10IN WHITE, KLEENLINE NRG NO-TOUCH CLEAR	455.17
08/30/2023	BUSTAMANTE REFRIGERATION, L.L.C.	JOB/PROJECT 2227 I-19 FRONTAGE New Control Board and Blower	906.56
08/31/2023	Waste Management of Tucson	Trash Service 09/01/23-09/30/23 Cust ID 8-11523-65005	20.80
08/31/2023	Waste Management of Tucson	Trash Service 09/01/23-09/30/23 Cust ID 8-11523-65005	230.22
Total Station 1			4,137.30
Station 2			
08/01/2023	Central Alarm	Access Control Full Service 08/01/2023 - 08/31/2023	60.00
08/07/2023	Giovanni Granados	Paint : Doors, Awning, gutters and upper trim	2,200.00
08/08/2023	Liberty Utilities AZ A/C 200007327162	5/9/2023 - 6/7/2023 ID: 10875646	170.78
08/08/2023	Liberty Utilities AZ A/C 200007327162	6/8/2023 - 7/10/2023 ID: 10875646	164.42
08/08/2023	Liberty Utilities AZ A/C 200007327162	5/9/2023 - 6/8/2023 ID:10924868	148.23
08/08/2023	Liberty Utilities AZ A/C 200007327162	6/9/2023 - 7/11/2023 ID: 10924868	148.52
08/10/2023	Liberty Utilities AZ A/C 200007327162	7/11/2023 - 8/9/2023	312.94
08/10/2023	Century Link 011B	Monthly internet Charges	61.10
08/10/2023	Terminix	Commercial Pest Control Location: Location: Location: 1360 W Frontage ...	60.00
08/16/2023	Napa Auto Parts	18mo battery warranty, core deposit - Generator	187.51
08/20/2023	Simply Bits, LLC	A/C # CA17981 Hosted VoIP Bundle	556.05
08/22/2023	Unisource Energy Services (Electric)	563 CAMINO LITO GALINDO, RIO RICO, AZ 85648 Medium General Ser...	960.84
08/22/2023	Unisource Energy Services (Electric)	455 CAMINO AGOSTO, 1, RIO RICO, AZ 85648 Small General Service (...)	192.12
08/28/2023	Direct TV - 9885	Direct TV Current Charges for Service Period 08/27/23 - 09/26/23	152.99
08/31/2023	Waste Management of Tucson	Trash Service 09/01/23 - 09/30/23Cust ID 5-93968-45006	230.22
Total Station 2			5,605.72
Station 3			
08/03/2023	Ace Hardware	Locks for Station 3	12.95
08/03/2023	Direct TV - 0393	Direct TV Current Charges for Service Period 08/02/23 - 09/01/23	170.98
08/04/2023	Liberty Utilities AZ A/C 200007327170	Water Bill 333 CAMINO JOSEFINA	473.03
08/12/2023	Terminix	Commercial Pest Control Location: Location: 333 Camino Josefina WO #: ...	149.00
08/18/2023	BUSTAMANTE REFRIGERATION, L.L.C.	FOUND SYSTEM DOWN DUE TO BLOWN FUSE AND TRIPPED BREA...	137.00
08/20/2023	Simply Bits, LLC	A/C # CA24338 Hosted VoIP Bundle	657.22
08/21/2023	Rio Rico Sanitation 85133	8/21/23 6 YRD ONCE A WEEK 09/01-09/30	255.00
08/23/2023	Unisource Energy Services (Electric)	333 CAMINO JOSEPHINA, RIO RICO, AZ 85648 Medium General Servic...	1,256.46
08/25/2023	Liberty Utilities AZ A/C 200007327170	Water Bill 333 CAMINO JOSEFINA	340.66
Total Station 3			3,452.30

2:30 PM

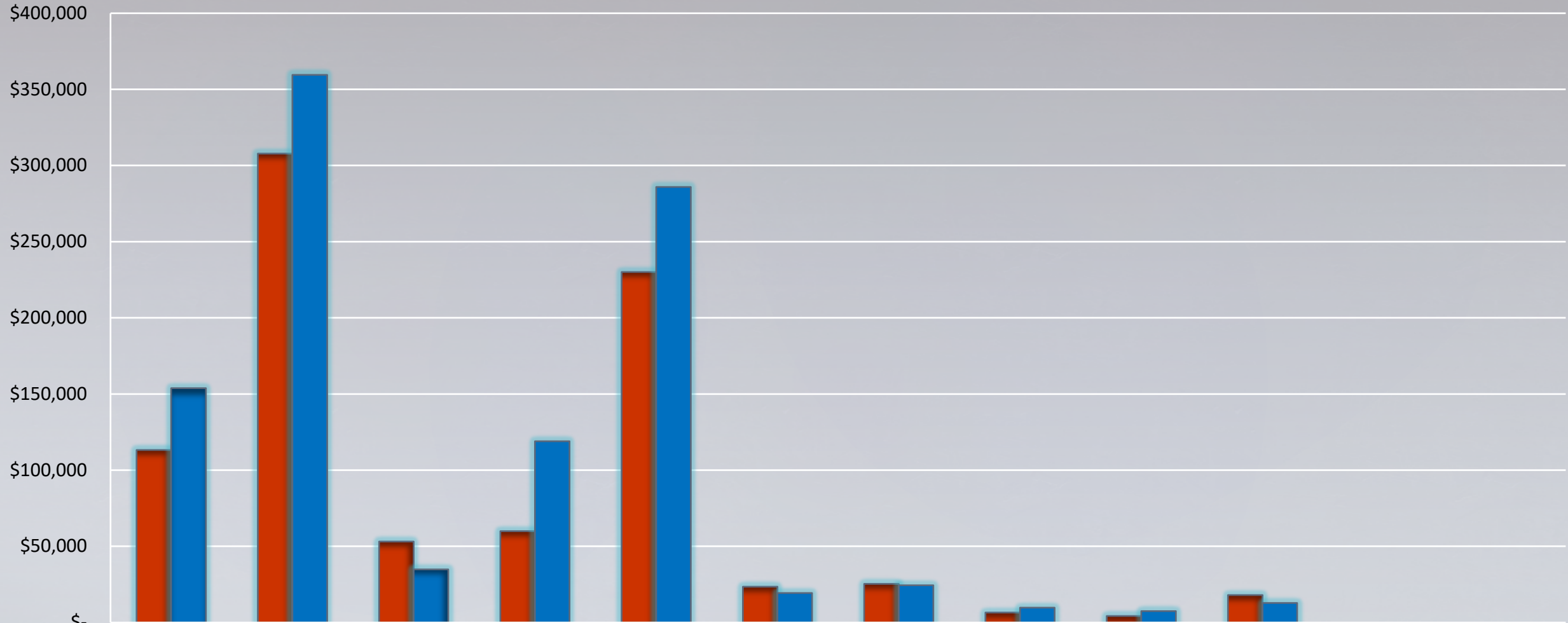
09/18/23

Accrual Basis

Tubac Fire District
Station Utilities, Supplies, and Repairs & Maintenance
August 2023

Date	Source Name	Memo	Amount
Station 4			
08/04/2023	Empire Southwest, LLC	PERFORM FULL SYSTEM INSPECTION	903.00
08/04/2023	Empire Southwest LLC	Repairs for Generator at Station #4	2,721.35
08/06/2023	Direct TV - 2827	Direct TV Current Charges for Service Period 08/05/23 - 09/04/23	170.98
08/07/2023	Liberty Utilities AZ A/C 200007327188	Service Address: 149 RUTA CAMARON, RIO RICO AZ US 85648-7307 ...	548.46
08/12/2023	Terminix	Commercial Pest Control Location: Location: 149 Ruta Camaron WO #: ...	152.00
08/20/2023	Simply Bits, LLC	A/C # CA24337 Hosted VoIP Bundle	558.43
08/21/2023	Rio Rico Sanitation 84863	8/21/23 6 YRD ONCE A WEEK 09/01-09/30	255.00
08/28/2023	Liberty Utilities AZ A/C 200007327188	Service Address: 149 RUTA CAMARON, RIO RICO AZ US 85648-7307 ...	511.61
Total Station 4			5,820.83
Total Stations			19,016.15
TOTAL			19,016.15

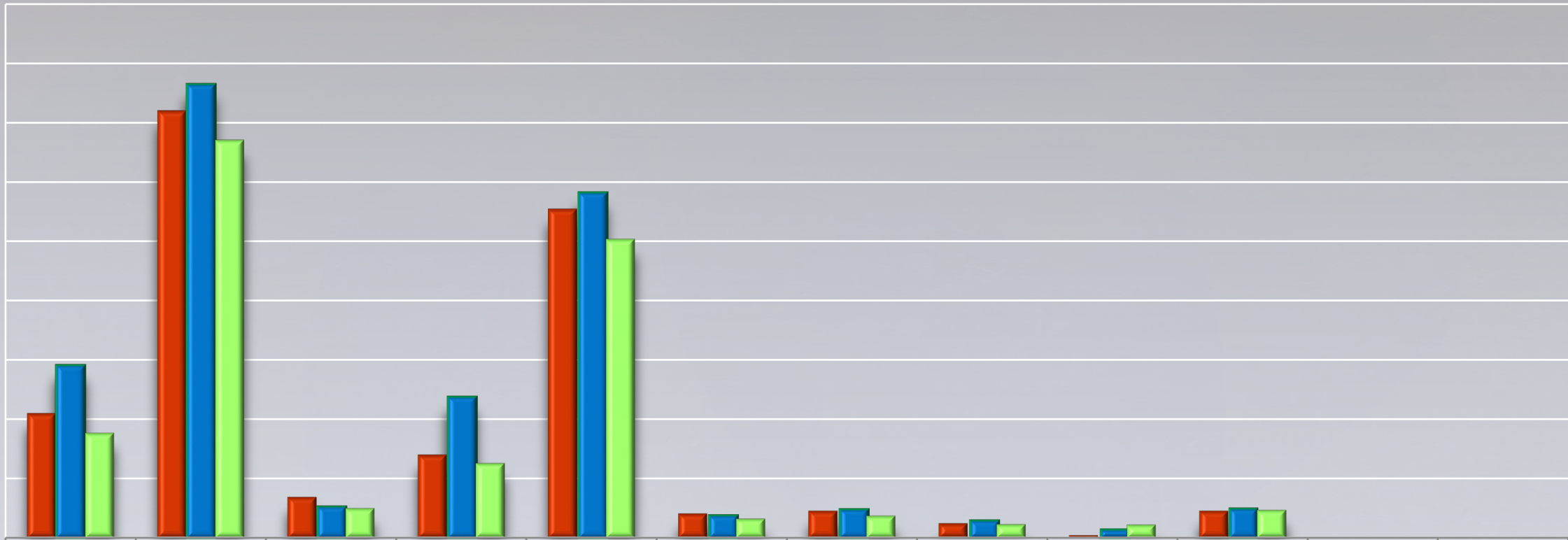
August 2023



	Total Revenue	Total Expense	Tax Levy	Non-Tax Levy	Personnel Expenses	Buildings & Land	Vehicles & Equipment	Comm & IT	Travel & Training	Managerial	Grant Expense	Bond Interest
Actual	\$113,160	\$307,761	\$53,183	\$59,977	\$230,062	\$23,431	\$25,381	\$6,552	\$4,297	\$18,038	\$0	\$0
Budget	\$153,780	\$359,553	\$34,865	\$118,915	\$285,935	\$19,354	\$24,450	\$9,665	\$7,385	\$12,764	\$0	\$0
Variance	(40,620)	(51,792)	18,318	(58,938)	(55,873)	4,077	931	(3,113)	(3,088)	5,274	-	-


Fiscal Year to Date Budget to Actual

\$900,000
 \$800,000
 \$700,000
 \$600,000
 \$500,000
 \$400,000
 \$300,000
 \$200,000
 \$100,000
 \$0



	Total Revenue	Total Expense	Tax Levy	Non-Tax Levy	Personnel Expenses	Buildings & Land	Vehicles & Equipment	Comm & IT	Travel & Training	Managerial	Grant Expenses	Bond Interest
Actual	211,629	720,364	70,018	141,611	554,772	41,880	46,571	25,433	5,048	46,659	-	-
Budget	291,095	763,938	53,247	237,848	581,647	38,714	48,900	29,850	14,782	50,045	-	-
Prior Year	178,286	670,416	50,928	127,358	504,113	33,406	38,304	23,736	22,992	47,865	-	-
Budget Variance	(79,466)	(43,574)	16,771	(96,237)	(26,875)	3,166	(2,329)	(4,417)	(9,734)	(3,386)	-	-
% of Budget	4%	16%	2%	8%	16%	18%	16%	20%	7%	21%	0%	0%

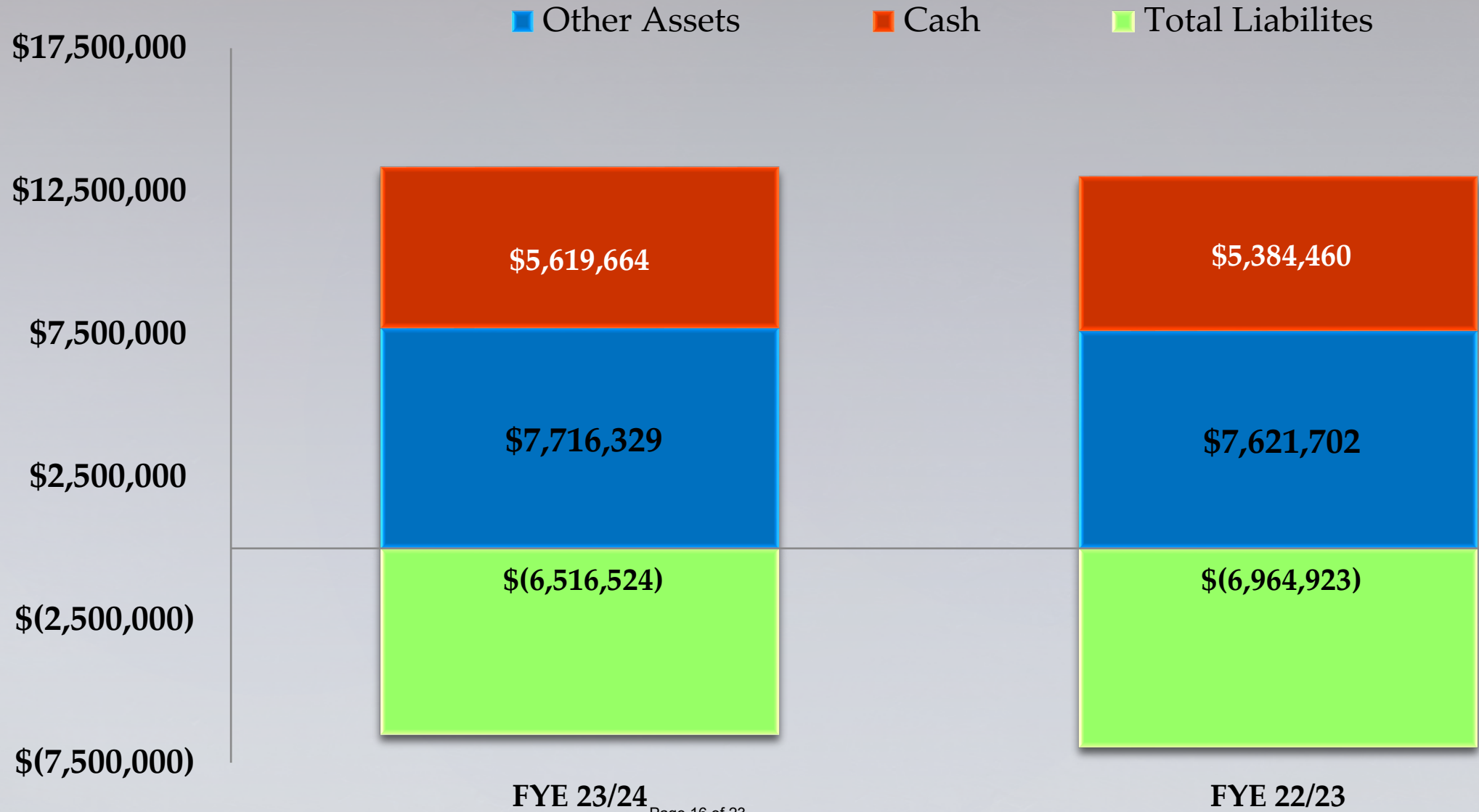
Percentage of Expenses Year to Date



Fire District Averages

Personnel	81%
Operations	11%
Communications	2%
Administrative	6%

Cash Position



2:30 PM
 09/18/23
 Accrual Basis

Tubac Fire District
Monthly Disbursement Report
 August 2023

Type	Date	Num	Name	Memo	Amount	Balance
1072 - Bill.com Money Out Clearing						
Bill Pmt -Che...	08/01/2023	Bill.com	Pitney Bowes Inc.	https://app01.us....	-15.99	-15.99
Bill Pmt -Che...	08/01/2023	Bill.com	Vision Service Plan	https://app01.us....	-15.98	-31.97
General Jour...	08/01/2023	2023-179		BILL 08/01/23 C...	-130.65	-162.62
General Jour...	08/01/2023	2023-180		BILL 08/01/23 P...	31.97	-130.65
Bill Pmt -Che...	08/04/2023	Bill.com	The Mahoney Group	https://app01.us....	-10,978.00	-11,108.65
Bill Pmt -Che...	08/04/2023	Bill.com	WSM Architects Inc.	https://app01.us....	-13,302.80	-24,411.45
Bill Pmt -Che...	08/04/2023	Bill.com	Unisource Energy Services (Electric)	https://app01.us....	-1,433.95	-25,845.40
Bill Pmt -Che...	08/04/2023	Bill.com	IFC Radios & Safety	https://app01.us....	-920.96	-26,766.36
Bill Pmt -Che...	08/04/2023	Bill.com	Tim Slate	https://app01.us....	-700.00	-27,466.36
Bill Pmt -Che...	08/04/2023	Bill.com	V191 & Associates	https://app01.us....	-541.67	-28,008.03
Bill Pmt -Che...	08/04/2023	Bill.com	Direct TV - 9236	https://app01.us....	-169.23	-28,177.26
Bill Pmt -Che...	08/04/2023	Bill.com	W.W. Williams	https://app01.us....	-1,659.79	-29,837.05
Bill Pmt -Che...	08/04/2023	Bill.com	Maria Sanchez V	https://app01.us....	-14.43	-29,851.48
Bill Pmt -Che...	08/04/2023	Bill.com	Giovanni Granados	https://app01.us....	-575.00	-30,426.48
Bill Pmt -Che...	08/04/2023	Bill.com	Napa Auto Parts	https://app01.us....	-17.77	-30,444.25
Bill Pmt -Che...	08/04/2023	Bill.com	Napa Auto Parts	https://app01.us....	-8.78	-30,453.03
Bill Pmt -Che...	08/04/2023	Bill.com	Northwest Auto Glass Inc.	https://app01.us....	-587.00	-31,040.03
Bill Pmt -Che...	08/04/2023	Bill.com	Northwest Auto Glass Inc.	https://app01.us....	-401.10	-31,441.13
Bill Pmt -Che...	08/04/2023	Bill.com	BUSTAMANTE REFRIGERATION, L.L.C.	https://app01.us....	-530.00	-31,971.13
Bill Pmt -Che...	08/04/2023	Bill.com	Modular Solutions	https://app01.us....	-800.00	-32,771.13
Bill Pmt -Che...	08/04/2023	Bill.com	Liberty Utilities AZ A/C 200007327162	https://app01.us....	-631.95	-33,403.08
Bill Pmt -Che...	08/04/2023	Bill.com	Unisource Energy Services (Electric)	https://app01.us....	-1,426.64	-34,829.72
General Jour...	08/04/2023	2023-187		BILL 08/04/23 P...	34,868.18	38.46
Bill Pmt -Che...	08/04/2023	Bill.com	Direct TV - 9236	https://app01.us....	-169.11	-130.65
General Jour...	08/07/2023	2023-184		BILL 08/07/23 C...	-460.00	-590.65
General Jour...	08/08/2023	2023-185		BILL 08/08/23 P...	460.00	-130.65
Bill Pmt -Che...	08/08/2023	Bill.com	W.W. Williams	https://app01.us....	-460.00	-590.65
Bill Pmt -Che...	08/10/2023	Bill.com	Senergy Petroleum	https://app01.us....	-2,472.14	-3,062.79
Bill Pmt -Che...	08/10/2023	Bill.com	United Phoenix Firefighters Charities	https://app01.us....	-1,000.00	-4,062.79
Bill Pmt -Che...	08/10/2023	Bill.com	Napa Auto Parts	https://app01.us....	-42.14	-4,104.93
Bill Pmt -Che...	08/10/2023	Bill.com	W.W. Williams	https://app01.us....	-459.00	-4,563.93
General Jour...	08/10/2023	2023-186		BILL 08/10/23 P...	3,973.28	-590.65
Bill Pmt -Che...	08/11/2023	Bill.com	Direct TV - 9236	VOID: https://ap...	0.00	-590.65
Bill Pmt -Che...	08/15/2023	Bill.com	Nextrio, LLC	https://app01.us....	-711.72	-1,302.37
Bill Pmt -Che...	08/15/2023	Bill.com	Nextrio, LLC	https://app01.us....	-4,561.55	-5,863.92
Bill Pmt -Che...	08/15/2023	Bill.com	Purcell Western States Tire	https://app01.us....	-1,219.19	-7,083.11
Bill Pmt -Che...	08/15/2023	Bill.com	IFC Radios & Safety	https://app01.us....	-461.92	-7,545.03
Bill Pmt -Che...	08/15/2023	Bill.com	Watson Chevrolet	https://app01.us....	-2,490.59	-10,035.62
Bill Pmt -Che...	08/15/2023	Bill.com	Voyager Fleet Systems Inc	https://app01.us....	-854.32	-10,889.94

2:30 PM
09/18/23
Accrual Basis

Tubac Fire District
Monthly Disbursement Report
August 2023

Type	Date	Num	Name	Memo	Amount	Balance
Bill Pmt -Che...	08/15/2023	Bill.com	Nextrio, LLC	https://app01.us....	-876.08	-11,766.02
General Jour...	08/15/2023	2023-171		BILL 08/15/23 P...	11,175.37	-590.65
Bill Pmt -Che...	08/17/2023	Bill.com	Verizon	https://app01.us....	-574.88	-1,165.53
Bill Pmt -Che...	08/17/2023	Bill.com	Empire Southwest, LLC	https://app01.us....	-903.00	-2,068.53
Bill Pmt -Che...	08/17/2023	Bill.com	Waste Management of Tucson	https://app01.us....	-230.22	-2,298.75
Bill Pmt -Che...	08/17/2023	Bill.com	Empire Southwest LLC	https://app01.us....	-2,721.35	-5,020.10
Bill Pmt -Che...	08/17/2023	Bill.com	Direct TV - 9885	https://app01.us....	-152.99	-5,173.09
Bill Pmt -Che...	08/17/2023	Bill.com	Verizon	https://app01.us....	-360.09	-5,533.18
Bill Pmt -Che...	08/17/2023	Bill.com	Central Alarm	https://app01.us....	-60.00	-5,593.18
Bill Pmt -Che...	08/17/2023	Bill.com	Airport Consultants	https://app01.us....	-500.00	-6,093.18
Bill Pmt -Che...	08/17/2023	Bill.com	Waste Management of Tucson	https://app01.us....	-244.83	-6,338.01
General Jour...	08/17/2023	2023-173		BILL 08/17/23 P...	5,747.36	-590.65
Bill Pmt -Che...	08/18/2023	Bill.com	Direct TV - 2827	https://app01.us....	-170.98	-761.63
Bill Pmt -Che...	08/18/2023	Bill.com	Quill Corporation	https://app01.us....	-34.88	-796.51
Bill Pmt -Che...	08/18/2023	Bill.com	Nogales Tactical LLC*	https://app01.us....	-81.45	-877.96
Bill Pmt -Che...	08/18/2023	Bill.com	Green Valley Fire District	https://app01.us....	-544.00	-1,421.96
Bill Pmt -Che...	08/18/2023	Bill.com	Direct TV - 0393	https://app01.us....	-170.98	-1,592.94
Bill Pmt -Che...	08/18/2023	Bill.com	Carondelet St. Mary's Hospital	https://app01.us....	-3.78	-1,596.72
Bill Pmt -Che...	08/18/2023	Bill.com	Verizon	https://app01.us....	-100.14	-1,696.86
Bill Pmt -Che...	08/18/2023	Bill.com	Larry H Miller	https://app01.us....	-1,133.97	-2,830.83
Bill Pmt -Che...	08/18/2023	Bill.com	Nogales Tactical LLC*	https://app01.us....	-78.19	-2,909.02
Bill Pmt -Che...	08/18/2023	Bill.com	Bound Tree	https://app01.us....	-433.86	-3,342.88
Bill Pmt -Che...	08/18/2023	Bill.com	Giovanni Granados	https://app01.us....	-2,200.00	-5,542.88
Bill Pmt -Che...	08/18/2023	Bill.com	Liberty Utilities AZ A/C 200007327170	https://app01.us....	-473.03	-6,015.91
Bill Pmt -Che...	08/18/2023	Bill.com	Banner Health Univ Med Cntr Tucson	https://app01.us....	-1,127.80	-7,143.71
Bill Pmt -Che...	08/18/2023	Bill.com	Nogales Tactical LLC*	https://app01.us....	-648.34	-7,792.05
Bill Pmt -Che...	08/18/2023	Bill.com	Liberty Utilities AZ A/C 200007327188	https://app01.us....	-548.46	-8,340.51
Bill Pmt -Che...	08/18/2023	Bill.com	Nogales Tactical LLC*	https://app01.us....	-329.06	-8,669.57
Bill Pmt -Che...	08/18/2023	Bill.com	CenturyLink	https://app01.us....	-4.90	-8,674.47
Bill Pmt -Che...	08/18/2023	Bill.com	Quill Corporation	https://app01.us....	-29.37	-8,703.84
Bill Pmt -Che...	08/18/2023	Bill.com	Quill Corporation	https://app01.us....	-31.54	-8,735.38
Bill Pmt -Che...	08/18/2023	Bill.com	Nogales Tactical LLC*	https://app01.us....	-54.30	-8,789.68
Bill Pmt -Che...	08/18/2023	Bill.com	Nogales Tactical LLC*	https://app01.us....	-38.01	-8,827.69
Bill Pmt -Che...	08/18/2023	Bill.com	Nogales Tactical LLC*	https://app01.us....	-29.32	-8,857.01
Bill Pmt -Che...	08/18/2023	Bill.com	Linde 9892	https://app01.us....	-200.81	-9,057.82
Bill Pmt -Che...	08/18/2023	Bill.com	Nogales Tactical LLC*	https://app01.us....	-349.69	-9,407.51
Bill Pmt -Che...	08/18/2023	Bill.com	Fry Fire District*	https://app01.us....	-1,457.45	-10,864.96
Bill Pmt -Che...	08/18/2023	Bill.com	James Vincent Group	https://app01.us....	-4,150.00	-15,014.96
Bill Pmt -Che...	08/18/2023	Bill.com	Linde 8440	https://app01.us....	-561.45	-15,576.41
Bill Pmt -Che...	08/18/2023	Bill.com	EPCOR	https://app01.us....	-45.80	-15,622.21

2:30 PM
09/18/23
Accrual Basis

Tubac Fire District
Monthly Disbursement Report
August 2023

Type	Date	Num	Name	Memo	Amount	Balance
Bill Pmt -Che...	08/18/2023	Bill.com	Linde 3502	https://app01.us....	-744.96	-16,367.17
Bill Pmt -Che...	08/18/2023	Bill.com	Nogales Tactical LLC*	https://app01.us....	-358.38	-16,725.55
General Jour...	08/18/2023	2023-174		BILL 08/18/23 P...	16,134.90	-590.65
Bill Pmt -Che...	08/25/2023	Bill.com	Holy Cross Hospital Pharmacy	https://app01.us....	-284.26	-874.91
General Jour...	08/25/2023	2023-178		BILL 08/25/23 P...	284.26	-590.65
Bill Pmt -Che...	08/29/2023	Bill.com	Unisource Energy Services (Electric)	https://app01.us....	-725.46	-1,316.11
Bill Pmt -Che...	08/29/2023	Bill.com	Unisource Energy Services (Gas)	https://app01.us....	-21.38	-1,337.49
Bill Pmt -Che...	08/29/2023	Bill.com	Simply Bits, LLC	https://app01.us....	-871.99	-2,209.48
Bill Pmt -Che...	08/29/2023	Bill.com	Simply Bits, LLC	https://app01.us....	-558.43	-2,767.91
Bill Pmt -Che...	08/29/2023	Bill.com	Empire Southwest, LLC	https://app01.us....	-869.95	-3,637.86
Bill Pmt -Che...	08/29/2023	Bill.com	Across the Street Productions, Inc.*	https://app01.us....	-125.00	-3,762.86
Bill Pmt -Che...	08/29/2023	Bill.com	Empire Southwest, LLC	https://app01.us....	-691.26	-4,454.12
Bill Pmt -Che...	08/29/2023	Bill.com	Simply Bits, LLC	https://app01.us....	-556.05	-5,010.17
Bill Pmt -Che...	08/29/2023	Bill.com	AZ Truck Accessories LLC	https://app01.us....	-3,285.00	-8,295.17
Bill Pmt -Che...	08/29/2023	Bill.com	Liberty Utilities AZ A/C 200007327162	https://app01.us....	-312.94	-8,608.11
Bill Pmt -Che...	08/29/2023	Bill.com	Napa Auto Parts	https://app01.us....	-187.51	-8,795.62
Bill Pmt -Che...	08/29/2023	Bill.com	Unisource Energy Services (Gas)	https://app01.us....	-22.16	-8,817.78
Bill Pmt -Che...	08/29/2023	Bill.com	Simply Bits, LLC	https://app01.us....	-657.22	-9,475.00
General Jour...	08/29/2023	2023-180		BILL 08/29/23 P...	8,884.35	-590.65
Bill Pmt -Che...	08/30/2023	Bill.com	Esai Tapia V	https://app01.us....	-298.50	-889.15
Bill Pmt -Che...	08/30/2023	Bill.com	Legal Shield	https://app01.us....	-205.45	-1,094.60
General Jour...	08/30/2023	2023-183		BILL 08/30/23 P...	503.95	-590.65
Total 1072 · Bill.com Money Out Clearing					-590.65	-590.65
1127 · Cash with County Treasurer						
Deposit	08/14/2023	50683		County Revenue...	-14,507.26	-14,507.26
General Jour...	08/31/2023	2023-169	Santa Cruz Cnty Treasurer's Office	Aug 2023 Prop...	45,187.37	30,680.11
Deposit	08/31/2023			Interest	13.07	30,693.18
Total 1127 · Cash with County Treasurer					30,693.18	30,693.18

2:30 PM
09/18/23
Accrual Basis

Tubac Fire District
Monthly Disbursement Report
August 2023

Type	Date	Num	Name	Memo	Amount	Balance
1129 - Operational						
Check	08/01/2023	25994	Security Benefit	Pay Period Endi...	-350.00	-350.00
General Jour...	08/01/2023	2023-179		BILL 08/01/23 C...	130.65	-219.35
General Jour...	08/01/2023	2023-180		BILL 08/01/23 P...	-31.97	-251.32
Deposit	08/01/2023			Deposit	1,836.51	1,585.19
Deposit	08/01/2023			Deposit	2,650.86	4,236.05
Deposit	08/02/2023			Deposit	713.66	4,949.71
Deposit	08/03/2023			Deposit	306.37	5,256.08
Deposit	08/03/2023			Deposit	861.16	6,117.24
Check	08/04/2023	ACH	Public Safety Cancer Insurance	Inv: 525219	-1,250.00	4,867.24
Deposit	08/04/2023			Deposit	2,535.36	7,402.60
Check	08/04/2023	25995	Security Benefit	Pay Period Endi...	-350.00	7,052.60
Check	08/04/2023	25996	Green Valley F.F.A.	Pay Period Endi...	-378.00	6,674.60
Deposit	08/04/2023			Deposit	50.00	6,724.60
General Jour...	08/04/2023	2023-187		BILL 08/04/23 P...	-34,868.18	-28,143.58
Deposit	08/07/2023			Deposit	57.96	-28,085.62
General Jour...	08/07/2023	2023-184		BILL 08/07/23 C...	460.00	-27,625.62
Deposit	08/08/2023			Deposit	1,456.88	-26,168.74
General Jour...	08/08/2023	2023-185		BILL 08/08/23 P...	-460.00	-26,628.74
Deposit	08/08/2023			Deposit	2,863.50	-23,765.24
Check	08/08/2023	EFT	Bill.com		-392.10	-24,157.34
Deposit	08/09/2023			Deposit	358.17	-23,799.17
Deposit	08/09/2023			Deposit	5,086.57	-18,712.60
Deposit	08/09/2023			Deposit	726.20	-17,986.40
General Jour...	08/10/2023	2023-186		BILL 08/10/23 P...	-3,973.28	-21,959.68
Deposit	08/10/2023			Deposit	1,632.38	-20,327.30
Deposit	08/10/2023			Deposit	1,425.57	-18,901.73
Check	08/11/2023	ACH	Nationwide Retirement Solutions	Pay Period Endi...	-1,038.21	-19,939.94
Check	08/11/2023	ACH	Nationwide Retirement Solutions	Pay Period Endi...	-1,868.32	-21,808.26
Deposit	08/11/2023			Deposit	671.45	-21,136.81
Deposit	08/11/2023			Deposit	50.00	-21,086.81
General Jour...	08/11/2023	2023-172			-55,600.33	-76,687.14
General Jour...	08/11/2023	2023-172			-604.25	-77,291.39
General Jour...	08/11/2023	2023-172			-9,179.97	-86,471.36
General Jour...	08/11/2023	2023-172			-361.60	-86,832.96
General Jour...	08/11/2023	2023-172			-4,181.15	-91,014.11
Deposit	08/14/2023			Deposit	592.59	-90,421.52
Deposit	08/14/2023			Deposit	927.37	-89,494.15
Deposit	08/14/2023			Deposit	182.06	-89,312.09
Deposit	08/14/2023			Deposit	15,165.77	-74,146.32

2:30 PM
09/18/23
Accrual Basis

Tubac Fire District
Monthly Disbursement Report
August 2023

Type	Date	Num	Name	Memo	Amount	Balance
Check	08/14/2023	ACH	Health Equity	Invoice Monthly ...	-35.00	-74,181.32
Check	08/14/2023	ACH	PUBLIC SAFETY PERSONAL RETIREME...	Pay Period Endi...	-19,272.55	-93,453.87
Deposit	08/14/2023			Deposit	1,290.57	-92,163.30
General Jour...	08/15/2023	2023-171		BILL 08/15/23 P...	-11,175.37	-103,338.67
Deposit	08/15/2023			Deposit	94.73	-103,243.94
Deposit	08/15/2023			Deposit	591.27	-102,652.67
Deposit	08/15/2023			Deposit	927.37	-101,725.30
General Jour...	08/16/2023	2023-171			-42.93	-101,768.23
General Jour...	08/17/2023	2023-173		BILL 08/17/23 P...	-5,747.36	-107,515.59
Deposit	08/17/2023			Deposit	864.23	-106,651.36
Check	08/17/2023	ACH	Aflac	Invoice# 639097	-216.72	-106,868.08
Deposit	08/17/2023			Deposit	132.49	-106,735.59
General Jour...	08/18/2023	2023-174		BILL 08/18/23 P...	-16,134.90	-122,870.49
Deposit	08/18/2023			Deposit	100.00	-122,770.49
Deposit	08/21/2023			Deposit	50.00	-122,720.49
Check	08/21/2023	ACH	Enterprise FM Trust	Invoice # FBN48...	-2,276.37	-124,996.86
Deposit	08/21/2023			Deposit	2,083.86	-122,913.00
Deposit	08/22/2023			Deposit	954.79	-121,958.21
Deposit	08/23/2023			Deposit	27,265.12	-94,693.09
Deposit	08/24/2023			Deposit	2,118.14	-92,574.95
Check	08/24/2023	25997	Security Benefit	Pay Period Endi...	-350.00	-92,924.95
Check	08/24/2023	25998	Green Valley F.F.A.	Pay Period Endi...	-378.00	-93,302.95
Deposit	08/24/2023			Deposit	170.37	-93,132.58
Deposit	08/24/2023			Deposit	419.70	-92,712.88
General Jour...	08/25/2023	2023-178		BILL 08/25/23 P...	-284.26	-92,997.14
General Jour...	08/25/2023	2023-179			-67,426.72	-160,423.86
General Jour...	08/25/2023	2023-179			-604.25	-161,028.11
General Jour...	08/25/2023	2023-179			-12,488.92	-173,517.03
General Jour...	08/25/2023	2023-179			-367.40	-173,884.43
General Jour...	08/25/2023	2023-179			-581.15	-174,465.58
Deposit	08/25/2023			Deposit	1,235.48	-173,230.10
Deposit	08/25/2023			Deposit	250.00	-172,980.10
Deposit	08/28/2023			Deposit	2,099.54	-170,880.56
Check	08/28/2023	ACH	PUBLIC SAFETY PERSONAL RETIREME...	Pay period endin...	-22,583.14	-193,463.70
Check	08/28/2023	ACH	Nationwide Retirement Solutions	Pay Period Endi...	-1,038.21	-194,501.91
Check	08/28/2023	ACH	Nationwide Retirement Solutions	Pay Period Endi...	-2,252.44	-196,754.35
Deposit	08/29/2023			Deposit	2,540.91	-194,213.44
Deposit	08/29/2023			Deposit	2,276.09	-191,937.35
General Jour...	08/29/2023	2023-180		BILL 08/29/23 P...	-8,884.35	-200,821.70
Check	08/29/2023	ACH	Bank of America	5589621821324...	-4,457.69	-205,279.39

2:30 PM
 09/18/23
 Accrual Basis











Tubac Fire District
Monthly Disbursement Report
 August 2023

Type	Date	Num	Name	Memo	Amount	Balance
Deposit	08/30/2023			Deposit	1,649.00	-203,630.39
Deposit	08/30/2023			Deposit	25.00	-203,605.39
General Jour...	08/30/2023	2023-183		BILL 08/30/23 P...	-503.95	-204,109.34
Deposit	08/30/2023			Deposit	150.00	-203,959.34
Deposit	08/31/2023			Deposit	12,497.29	-191,462.05
Deposit	08/31/2023			Deposit	1,842.85	-189,619.20
Deposit	08/31/2023			Deposit	772.87	-188,846.33
Check	08/31/2023			Service Charge	-102.48	-188,948.81
Deposit	08/31/2023			Interest	20.84	-188,927.97
Total 1129 · Operational					-188,927.97	-188,927.97
1130 · Savings Acct.						
Deposit	08/31/2023			Interest	157.88	157.88
Total 1130 · Savings Acct.					157.88	157.88
TOTAL					-158,667.56	-158,667.56

Tubac Fire District

Twelve-Month Cash Flow

Fiscal Year
Begins: Jul-23

	Beginning	Jul-23	Aug-23	Sep-23	Oct-23	Nov-23	Dec-23	Jan-24	Feb-24	Mar-24	Apr-24	May-24	Jun-24	Monthly Average	Overview
Cash Summary															
Cash on Hand <small>(beginning of month)</small>	6,107,461	6,107,461	5,766,718	5,619,664	5,441,989	6,367,306	6,584,905	6,862,705	6,802,059	6,631,938	6,522,247	7,797,907	7,646,215	6,512,593	
Cash Available (on hand + receipts, before cash out)	6,107,461	6,179,058	5,911,755	5,771,984	6,716,004	6,966,120	7,243,473	7,154,434	6,953,268	6,825,974	8,177,565	8,037,098	7,912,516	6,987,437	
Cash Position (end of month)	6,107,461	5,766,718	5,619,664	5,441,989	6,367,306	6,584,905	6,862,705	6,802,059	6,631,938	6,522,247	7,797,907	7,646,215	6,254,540	6,524,849	
Line of Credit Available	1,000,000	1,000,000	1,000,000	1,000,000	1,000,000	1,000,000	1,000,000	1,000,000	1,000,000	1,000,000	1,000,000	1,000,000	1,000,000	1,000,000	
Cash Receipts															
Tax Levy Revenue		16,835	53,183	33,405	1,213,433	538,232	597,986	231,147	90,627	133,454	856,403	120,276	139,886	335,406	
Other Cash Inflows		54,762	91,854	118,915	60,582	60,582	60,582	60,582	60,582	60,582	798,915	118,915	126,415	139,439	
Line of Credit		0	0	0	0	0	0	0	0	0	0	0	0	0	
Total Cash Receipts		71,597	145,037	152,320	1,274,015	598,814	658,568	291,729	151,209	194,036	1,655,318	239,191	266,301	474,845	
Cash Paid Out															
Disbursements		412,339	292,092	329,995	348,698	381,215	380,768	352,375	321,330	303,727	379,658	390,883	1,657,976	462,588	
Repayment of LOC		0	0	0	0	0	0	0	0	0	0	0	0	0	
Total Cash Paid Out		412,339	292,092	329,995	348,698	381,215	380,768	352,375	321,330	303,727	379,658	390,883	1,657,976	462,588	
		(Actual)	(Actual)	(Budget)	(Budget)	(Budget)	(Budget)	(Budget)	(Budget)	(Budget)	(Budget)	(Budget)	(Budget)	(Budget)	



Staff Report
Tubac Fire Board
September 2023

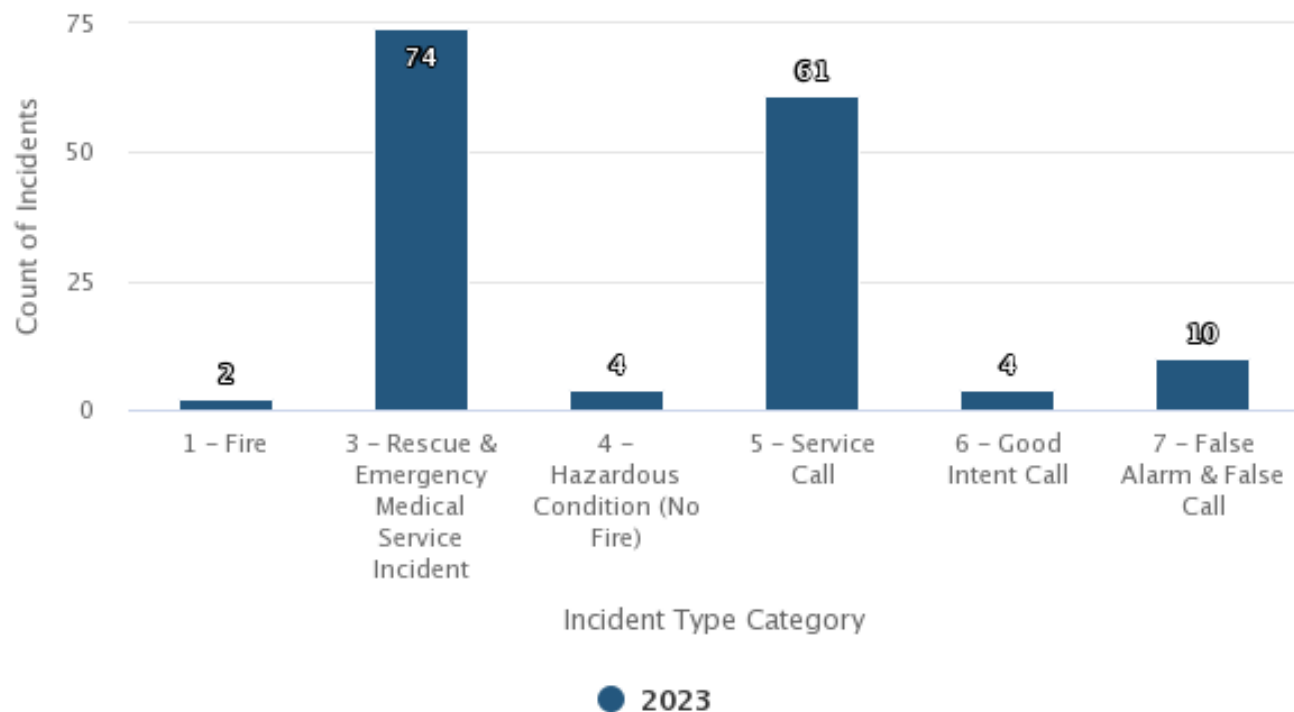
Tubac Fire District is committed to the safety of our community through the delivery of fire suppression, medical services, and public education.



August Emergency Responses

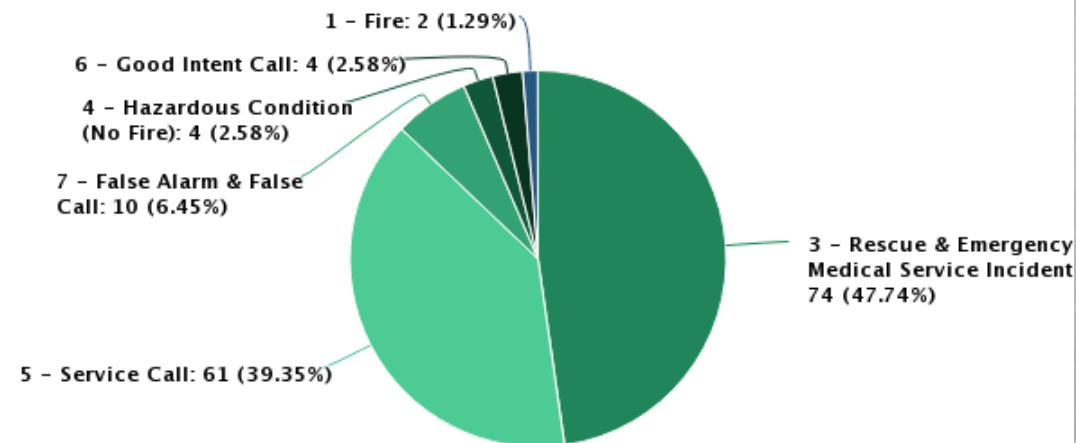
Incidents by Category and Year

Aug 01, 2023 to Aug 31, 2023



Incident Type Categories

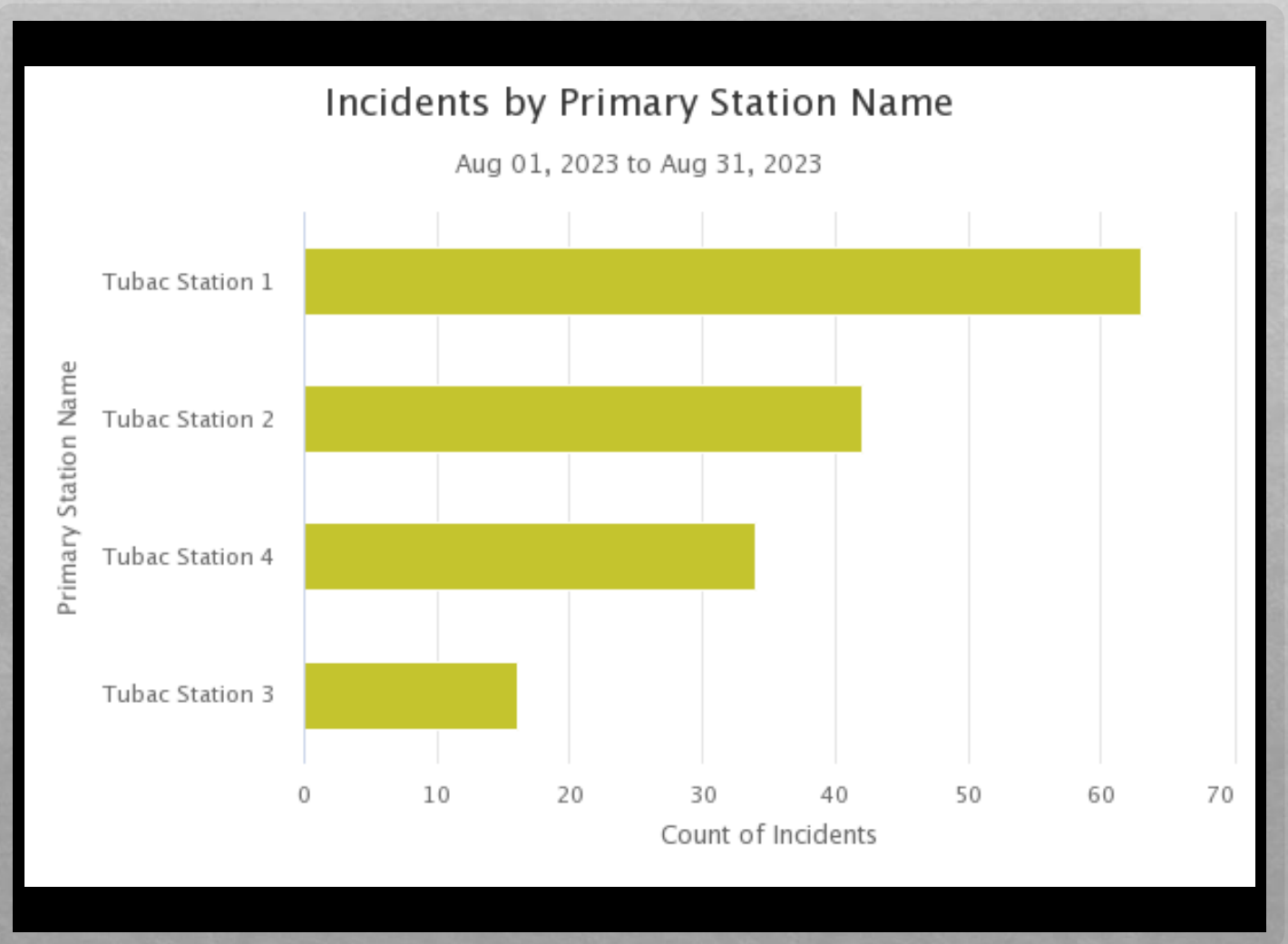
Aug 01, 2023 to Aug 31, 2023



- **EMS 81** (35 transports, 2 transfer of care to another EMS agency)
- **Fire 16**
- **Public Assist 65**
- **Total Calls 155**

August Emergency Responses By Station

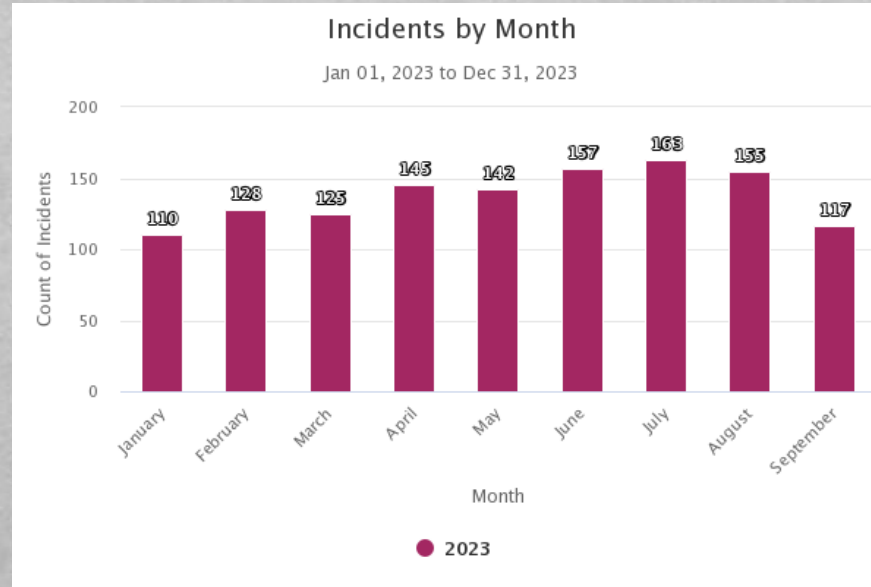
- Station 1 63
- Station 2 42
- Station 3 16
- Station 4 34



Annual Emergency Responses



	Calls by Month			
	2020	2021	2022	2023
January	113	126	116	110
February	117	113	115	128
March	101	132	124	125
April	96	114	131	145
May	117	137	160	142
June	133	155	142	157
July	144	125	141	162
August	174	129	133	155
September	141	151	138	
October	125	106	132	
November	129	141	101	
December	108	126	100	
Total	1498	1555	1533	



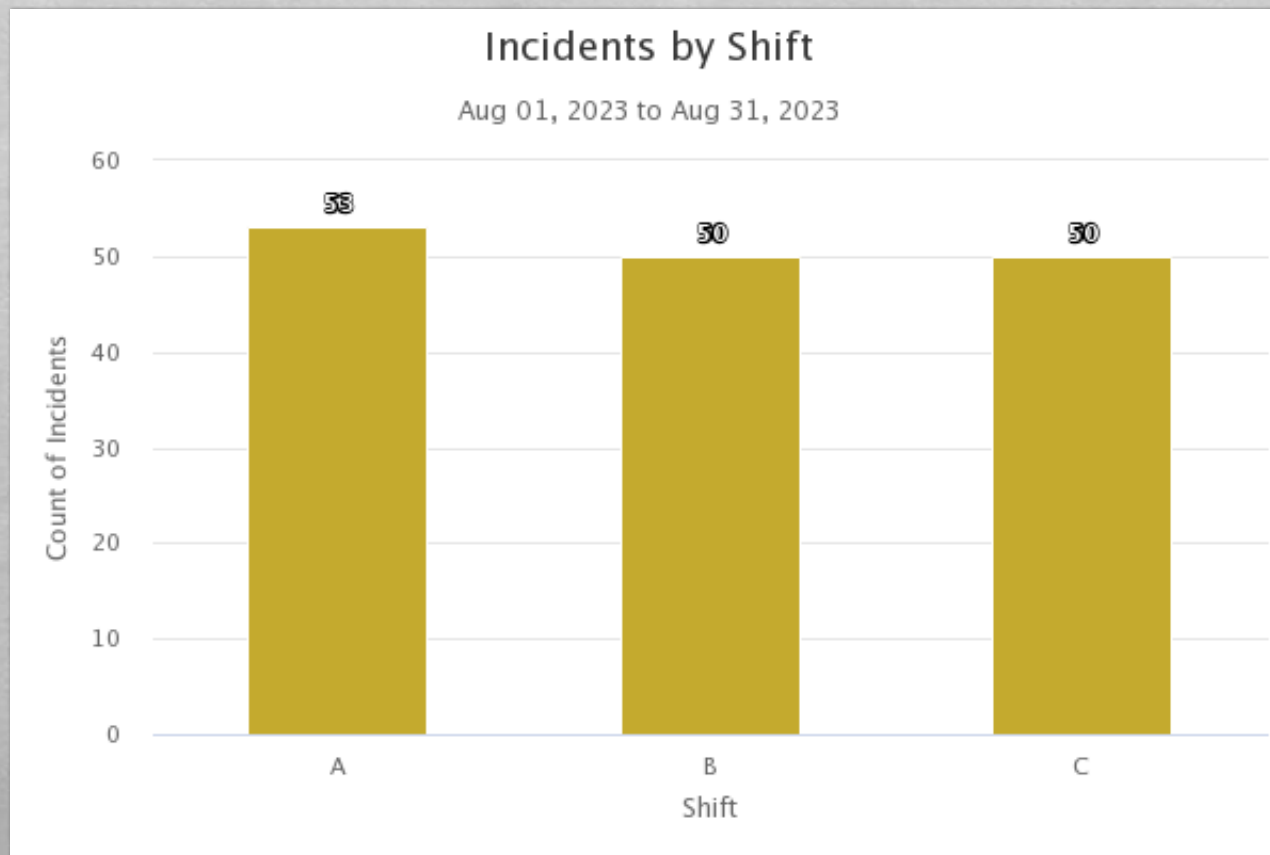
Month Name	2023		2022		YTD % Change
	Grand Total - Current	% of Total Incidents - Current	Grand Total - Previous	% of Total Incidents - Previous	
January	110	9%	116	10%	-5.17%
February	128	10%	115	10%	11.30%
March	125	10%	124	11%	0.81%
April	145	12%	131	11%	10.69%
May	142	11%	160	14%	-11.25%
June	157	13%	142	12%	10.56%
July	163	13%	141	12%	15.60%
August	155	12%	133	11%	16.54%
September	120	10%	104	9%	15.38%
Grand Total	1,245	100%	1,166	100%	6.78%



Incidents by shift

- A Shift
- B Shift
- C Shift

June 2011						
Sun	Mon	Tue	Wed	Thu	Fri	Sat
			1 A	2 B	3 C	4 A
5 B	6 C	7 A	8 B	9 C	10 A	11 B
12 C	13 A	14 B	15 C	16 A	17 B	18 C
19 A	20 B	21 C	22 A	23 B	24 C	25 A
26 B	27 C	28 A	29 B	30 C		



A Shift 53

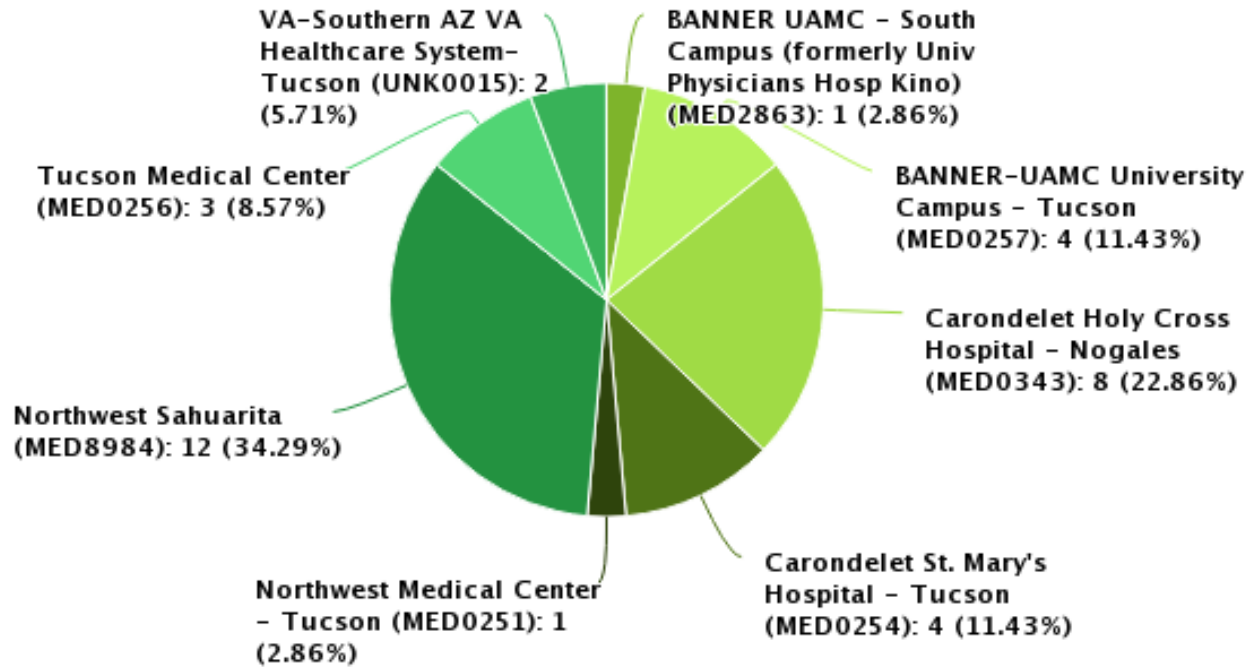
B Shift 50

C shift 50

August Transports by Destination

Transports by Destination

Aug 01, 2023 to Aug 31, 2023



- Banner University Main Campus 4
- Banner University South Campus 1
- Holy Cross 8
- Northwest Medical Center Oro Valley 1
- Northwest Sahuarita 12
- St Mary's Hospital 4
- St. Joseph's Hospital 0
- Tucson Medical 3
- Veterans Affairs 2

August Trends

- Public Assists calls
- Motor Vehicle Accident with injuries
- Lightning Initiated Brush Fires
- Falls
- False Alarms





Significant Calls

- ◆ A Shift Responded to a reported gun Shot wound to the head, on arrival they found a patient on the ground and confirmed he had a severe wound to the head. Patient was flown to Banner University in critical condition.
- ◆ A Shift responded to the area I-19 Kp 22 for report of a Motor vehicle rollover. On arrival they found a single vehicle on its roof with one patient still inside unconscious and unresponsive. Patient was flown to University Medical Center with a suspected closed head injury.
- ◆ A Shift responded to a roll over of a side-by-side UTV rollover with six patients.
- ◆ B Shift responded to the area of Market Circle for a large natural gas leak. Tubac Fire units provided fire protection while Unisource worked to fix the leak. Residents in the area were asked to shelter in place for the duration.
- ◆ FF Slate and Villegas left for California on a 21-day Assignments.

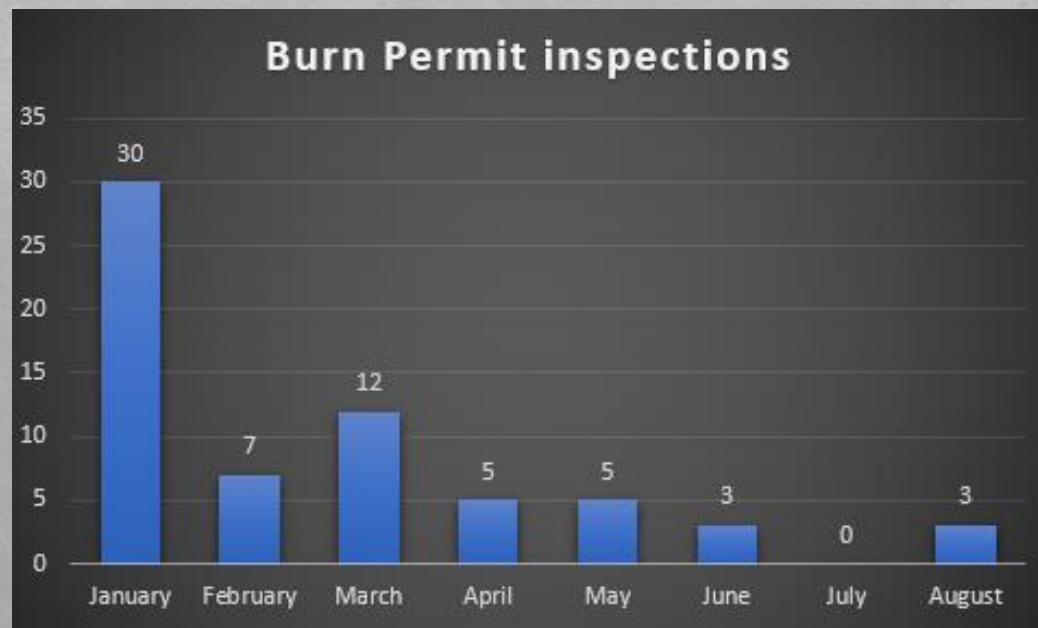
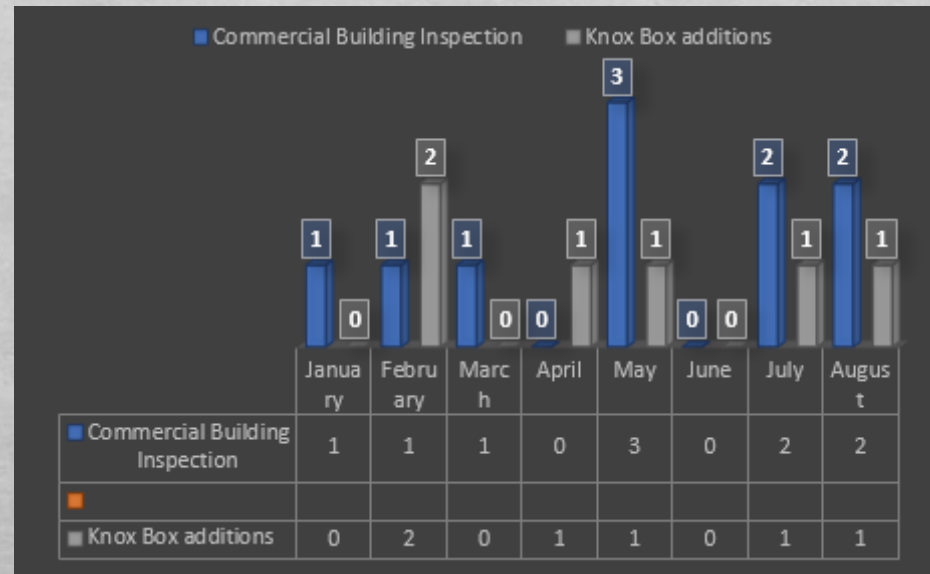
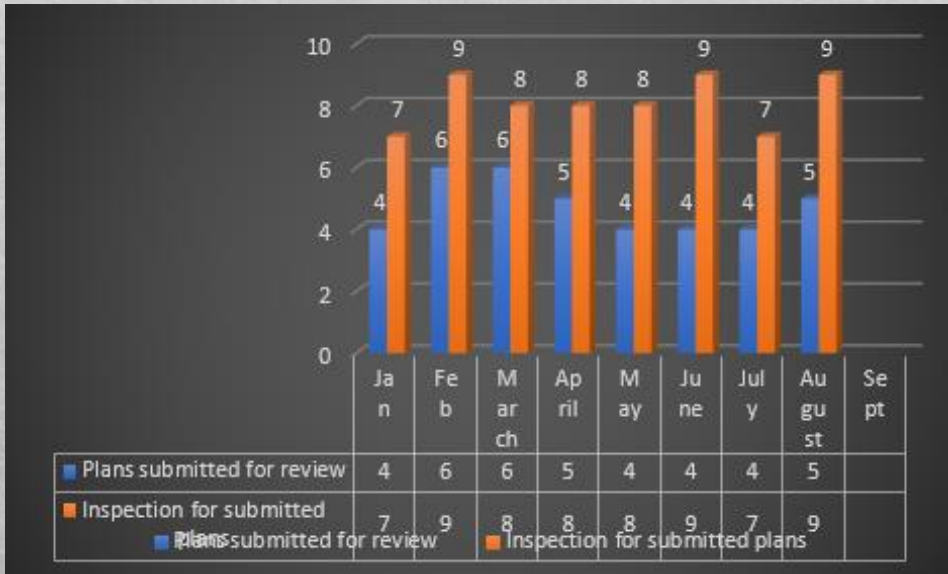


Training

- All month, crews trained on minimum company standards
- Rope Rescue
- Chief Rivera and H. Guerrero attended the annual tabletop exercise at the county complex.
- F500 encapsulating agent training



Plans Review & Inspections

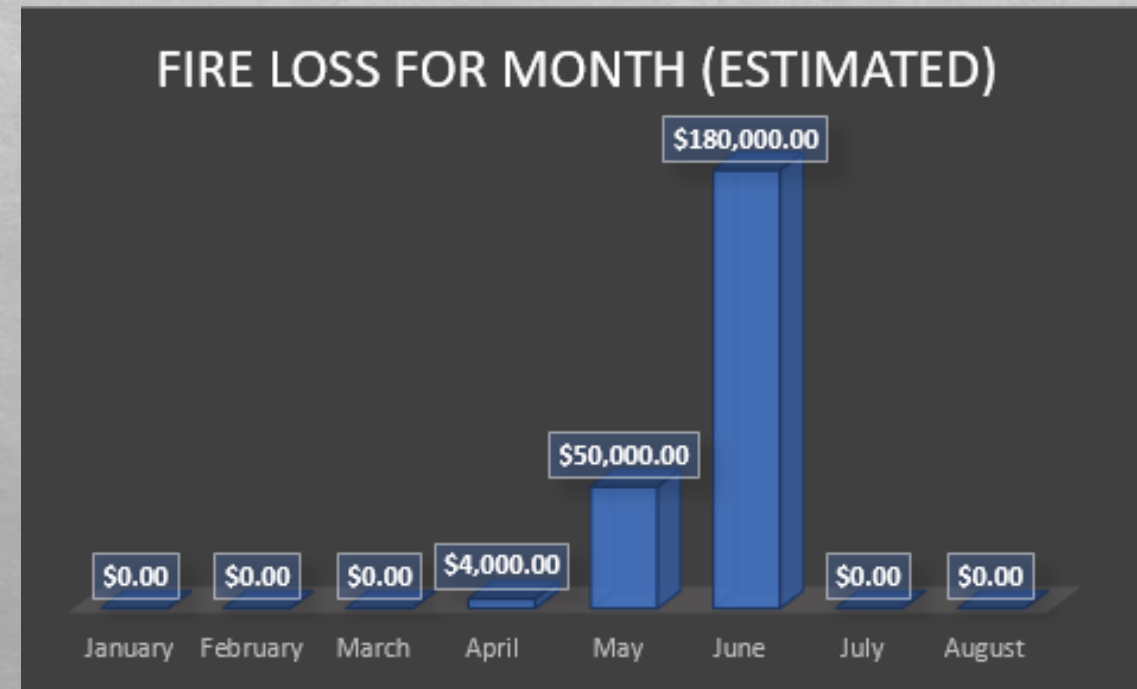




Maintenance Requests

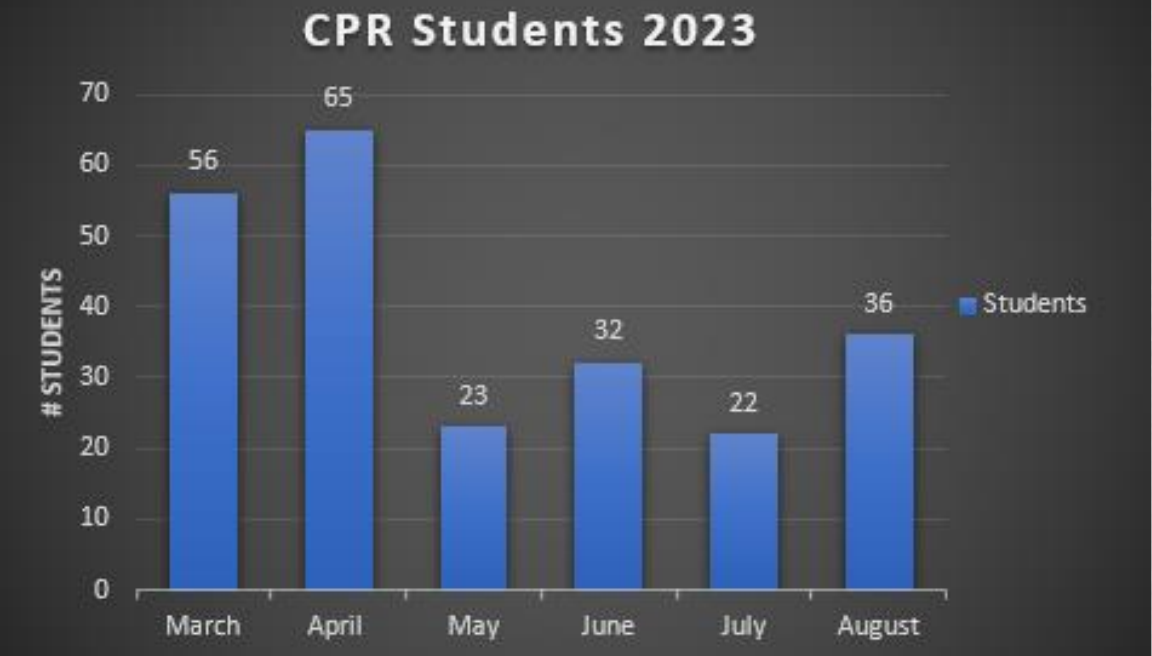
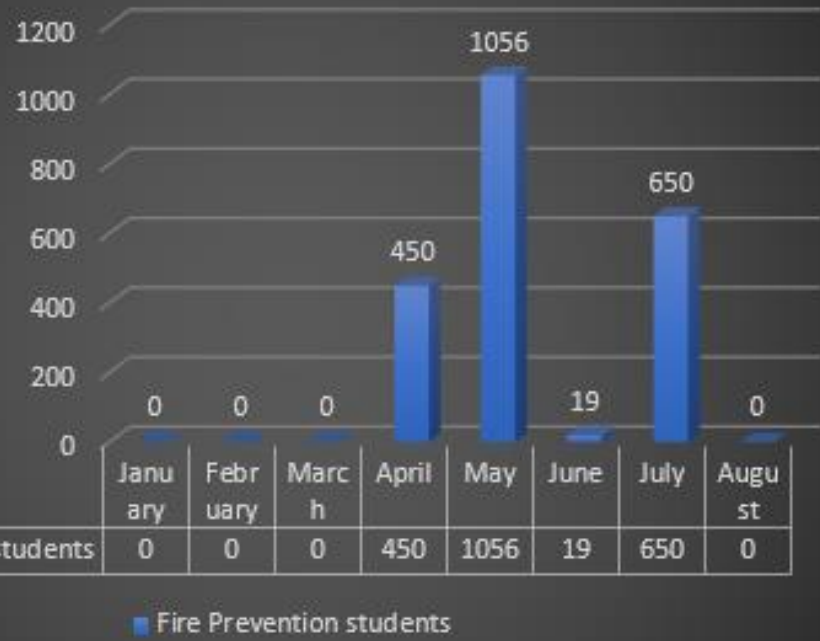



Fire Loss Due To Incident





Fire Prevention and CPR Classes





Unlimited Plumbing Works, LLC.

Ruben Gonzalez
 ROC#258724
 1183 Corrida De Toros
 Rio Rico, AZ 85648

Phone # (520)270-1193
 Fax # (520)761-1231

Unlimitedplumbingworks@gmail.com
 License, Bonded & Insured

Date 8/28/2023
Invoice # 3538

Bill To
Tubac Fire District P.O.Box 2881 Tubac, AZ 85646 Genaro Rivera 465-2719

Ship To

P.O. #
Terms

Ship Date 8/28/2023
Due Date 8/28/2023
Other

Item	Description	Qty	Price	Amount
	RE: Tubac Fire Department 333 Camino Josefina Rio Rico, AZ 85648			
	SCOPE OF WORK: To provide and install a 80 gal. LP gas light commercial water heater with a 3 year tank and parts warranty.			
Materials	Bradford white 80gal. 100kbtus light comm. water heater	1	5,800.00	5,800.00
Materials	1.5" x 1" copper fittings for installation, 4" flue pipe and elbows, 24" x 3/4" gas flw with shut off valve, 1" and 3/4" check valves for circulating pump and hardware, 1" copper elbow, with 1" and 1.5" copper pipe	1	1,087.89	1,087.89
Materials	Phoenix delivery charge	1	250.00	250.00
Labor Only	Service Plumber installation labor	1	1,725.00	1,725.00
Subtotal				\$8,862.89
Sales Tax (0.0%)				\$0.00
Total				\$8,862.89
Payments/Credits				\$0.00
Balance Due				\$8,862.89

Unlimited Plumbing Works, LLC.

Board Action Request

SUBJECT: Purchase of the Ferno ambulance gurney

DATE: September 27, 2023

FROM: Captain John Conger

Background: Tubac fire ordered a new ambulance in March of 2023. This ambulance was not equipped with a gurney and due to wait times on ambulance delivery it was not requested at the time of purchase. Current gurney models will go up in cost as there has been some design changes, if we do not purchase this gurney the NextGen gurney is \$10,000 more expensive. By purchasing this gurney all our ambulances will have the same system allowing them to be interchangeable. The warranty for the gurney will begin upon delivery of our ambulance.

Fiscal Impact: Budgeted as part of the cost of the ambulance.

Alternate Option: NONE

Staff Recommendation: Staff is recommending approval of the purchase of this gurney to avoid purchasing a more expensive gurney and maintain interoperability within the district.

Proposed Motion: Move to approve the purchase of the Ferno INX gurney at a cost not to exceed \$51,653.20.

Attachment: Quote #20189



Quote Prepared For Our Valued Customer:
TUBAC FIRE DISTRICT

Account ID: 59722110

Quote #: 20189

Customer Contact:

Genaro Rivera
520-398-2255

grivera@tubacfire.org

Billing Address:

TUBAC FIRE DISTRICT
2227 E. FRONTAGE ROAD
Tubac, AZ
85646

Shipping Address:

TUBAC FIRE DISTRICT
2227 E. Frontage Road
Tubac, AZ 85646

Valid Until: Aug 31, 2023

Your Sales Representative is:

Jay Mann

j.mann@ferno.com

937-271-4118

Your Customer Service Contact is:

Diana Hornsby

d.hornsby@ferno.com

(877) 733-0911

Item #	Product	Qty	Total Price
0000INXINLINSX	INX INLINE W/SX SHIP KIT Kit Includes: iNX Stretcher, SX Extenders, Battery, Charger, & Charger Adapter. Standard Features: Directional Wheel Locks & O2 Holder.	1	\$ 39,394.68
LAIV3SCL	INX/MONDIAL MB 3 STAGE IV POLE INX/MONDIAL MB 3 STAGE IV POLE	1	\$ 549.12
0822453	INX TELESCOPING FRAME STO-NET The storage net keeps your supplies at your fingertips. Located at the head end of the cot and extends and expands with the telescoping frame.	1	\$ 223.86
0822451	KIT, BACKREST PANEL MNT HOOK Equipment Holders for the iNX Integrated Patient Transport & Loading System allow users to hang equipment from the backrest of the iNX.	1	\$ 159.12
FWESLH	SLH, SIDE LIFT HANDLE PAIR Side Lift Handles aid in the lifting and maneuvering of the iNX Integrated Patient Transport and Loading System.	1	\$ 567.06
FWELFH	INX LOAD END FLIP OUT HANDLES Load Frame Front Handles. Handles aid in the lifting and maneuvering of the iNX Integrated Patient Transport and Loading System	1	\$ 593.58
0822480	INX BATTERY 30% CHARGE INX BATTERY 30% CHARGE	1	\$ 618.54
ILFM95UFPDC	INLINE 95 W/UFP MOUNT DC 95 inch iNLINE Fastener with Universal Floor Plate and DC Charging.	1	\$ 6,349.20

Hard Copy PO Required? Yes No

Approval: _____

Printed Name

Signature

Subtotal: \$ 48,455.16

Sales Tax: \$ 3,198.04

Shipping: \$ 0.00

Your Price: \$ 51,653.20

Credit Card: _____

Secure Code: _____

Exp: _____

Board Action Request

SUBJECT: Purchase of the Ferno ambulance gurney

DATE: September 27, 2023

FROM: Captain John Conger

Background: Tubac fire ordered a new ambulance in March of 2023. This ambulance was not equipped with a gurney and due to wait times on ambulance delivery it was not requested at the time of purchase. Current gurney models will go up in cost as there has been some design changes, if we do not purchase this gurney the NextGen gurney is \$10,000 more expensive. By purchasing this gurney all our ambulances will have the same system allowing them to be interchangeable. The warranty for the gurney will begin upon delivery of our ambulance.

Fiscal Impact: Budgeted as part of the cost of the ambulance.

Alternate Option: NONE

Staff Recommendation: Staff is recommending approval of the purchase of this gurney to avoid purchasing a more expensive gurney and maintain interoperability within the district.

Proposed Motion: Move to approve the purchase of the Ferno INX gurney at a cost not to exceed \$51,653.20.

Attachment: Quote #20189

Billing Address:
 TUBAC FIRE DISTRICT
 2227 I-19 Frontage RD
 TUBAC, AZ 85646
 US

Shipping Address:
 TUBAC FIRE DISTRICT
 2227 I-19 Frontage RD
 TUBAC, AZ 85646
 US

Quote Date:09/01/2023
 Expiration Date:08/31/2024
 Quote Created By:
 Billy Duncan
 Billy.Duncan@
 motorolasolutions.com

End Customer:
 TUBAC FIRE DISTRICT
 Ben Guerrero
 bguerrero@tubacfire.org

Payment Terms:30 NET

Line #	Item Number	APC	Description	Qty	Term
	Flex				
1	ISV00S01856A	0097	PROJECT MANAGEMENT AND EIGHT HOURS OF WEB TRAINING	1	
2	SSV00S00064A-SP	0498	MOBILE AVL AND MAPPING SOFTWARE	1	
3	SSV00S00356A-SP	0498	MOBILE VOICELESS CAD SOFTWARE	1	
4	ISV00S01851A	0030	INSTALLATION SERVICES	1	
5	SSV00S00036A-SP	0336	MOBILE AVL AND MAPPING MAINTENANCE - STANDARD	1	5 YEAR
6	SSV00S00354A-SP	0336	MOBILE VOICELESS CAD MAINTENANCE - STANDARD	1	5 YEAR

Grand Total

\$23,665.08(USD)



Pricing Summary

	Sale Price	
Upfront Costs for Hardware, Accessories and Implementation (if applicable), plus Subscription Fee	\$16,636.36	\$0.00
Year 2 Subscription Fee	\$1,757.18	\$0.00
Year 3 Subscription Fee	\$1,757.18	\$0.00
Year 4 Subscription Fee	\$1,757.18	\$0.00
Year 5 Subscription Fee	\$1,757.18	\$0.00
Grand Total System Price	\$23,665.08	\$0.00

Notes:

- This quote contains items with approved price exceptions applied against them.
- Unless otherwise noted, this quote excludes sales tax or other applicable taxes (such as Goods and Services Tax, sales tax, Value Added Tax and other taxes of a similar nature). Any tax the customer is subject to will be added to invoices.

Future Maintenance

- Future maintenance is estimated for your planning purposes and is not included in this purchase.

Term 6 Flex Maintenance Total: \$1,827.47

The Customer's signature below constitutes its agreement to purchase the licenses, products and/or services according to the terms quoted by Motorola Solutions within this document. This document shall serve as an addendum to the Purchase Agreement previously entered into between the Customer and Motorola Solutions. The terms and conditions of the Purchase Agreement, as well as the related License Agreement and Support Agreement, shall apply to the items quoted herein.

Motorola Solutions, Inc.

By: _____

Name: _____

Title: _____

Date: _____

Customer

By: _____

Name: _____

Title: _____

Date: _____



Shared Agency Agreement

This Shared Agency Agreement, together with the Purchase and License Agreement executed by the Host Agency and Exhibit B or one or more executed Sales Quote/Purchase Agreements (collectively, the "License Agreement"), constitute one integrated agreement and is the complete and exclusive statement of Motorola Solutions' obligations and responsibilities with regard to the Flex software licensed hereunder (the "Software"). All capitalized terms used and not otherwise defined herein shall have the definitions given to such terms in the License Agreement.

Section 1: Definitions:

- 1.1 Shared Agency** - A "Shared Agency" is an agency that has purchased the right and license to use the same copy of the Software currently licensed by Motorola Solutions to the Host Agency, as set forth in the License Agreement.
- 1.2 Host Agency** - The "Host Agency" is a current Motorola Solutions licensee and customer that is authorized by Motorola Solutions and has agreed to share its use of the Software installed at its facilities with the Shared Agency.

Section 2: License

- 2.1 Grant of License.** Motorola Solutions grants to Shared Agency a non-exclusive, non-transferable license to use the same copy of the Software, its Documentation and other related materials, which are presently licensed to the Host Agency, subject to the terms and conditions set forth in the License Agreement, as well as the terms and conditions specified in this Shared Agency Agreement. The liability cap set forth in Section 11.5 of the License Agreement, as it applies to Shared Agency, shall be the license fees paid by Shared Agency to Motorola. Shared Agency agrees to comply with all such terms and conditions.
- 2.2 Termination.** This Shared Agency Agreement will terminate automatically if and when the License Agreement terminates for any reason. Motorola Solutions or the Host Agency may immediately terminate this Shared Agency Agreement and license at any time if the Shared Agency breaches the terms of this Shared Agency Agreement or the License Agreement. The Host Agency may terminate this Shared Agency Agreement at any time, with or without cause, upon ninety (90) days prior written notice to Motorola Solutions and the Shared Agency, unless otherwise agreed in writing by the Host Agency.
- 2.3 No Assignment.** The Shared Agency may not assign or transfer this Shared Agency Agreement to any other entity or agency, including by operation of law, without the prior written consent of the Host Agency and Motorola Solutions, which shall not be unreasonably withheld.

Section 3: Scope of Rights

- 3.1 Support and Services.** Shared Agency understands that, unless otherwise agreed in writing by all parties, all assistance, support and maintenance services for the Software may be obtained by Shared Agency only through the Host Agency. This Shared Agency Agreement does not entitle Shared Agency to any Motorola Solutions services beyond the license to use the Software.
- 3.2 Warranty.** The Warranty Period for the Software (as defined in Section 11.1 of the License Agreement) is limited to the remaining time, if any, originally granted under the License Agreement.

Accepted and Approved:

Shared Agency: Tubac Fire District

Signature: _____

Print Name: _____

Title: _____

Date: _____

Motorola Solutions, Inc.

Signature: _____

Print Name: _____

Title: _____

Date: _____

Host Agency Acknowledgement

The signature below is to acknowledge and agree that each Shared Agency listed below will join the undersigned Host Agency's Flex public safety software system as a Shared Agency, per the terms of the separately signed Shared Agency Agreement between the individual Shared Agency and Motorola Solutions, Inc., which is subject to the Host Agency's Purchase and License Agreement with Motorola.

Santa Cruz County Sheriff

Signature: _____

Print Name: _____

Title: _____

Phone: _____

Date: _____

Shared Agency

- Tubac Fire District

TAKING RUGGED COMPUTING TO THE NEXT LEVEL



The Panasonic Connect TOUGHBOOK® 40 breaks new ground offering unrivaled flexibility in even the most demanding and unpredictable environments with its class-leading eight modular areas, including its innovative modular expansion packs (xPAKs). Optical drives, authentication readers, I/O ports and even the barcode reader xPAK are all user-upgradeable. Its state-of-the-art design optimizes thermals for maximum performance and its latest technology will ensure that the TOUGHBOOK 40 will withstand the test of time. It features an optional dedicated GPU, up to 64GB of RAM, up to 3TB of storage, all-day battery life, four microphones, color-selectable backlit keyboard, 95dB speakers, dual SIMs (physical + eSIM) and choice of two cellular modems. The 4G modem provides up to 2Gbps and the 5G modem adds support for 5G sub-6, C-Band and millimeter wave (mmWave), with speeds up to 5.5Gbps and the ability to seamlessly connect to the best available network without any disruption or loss of connectivity.

6-FOOT
DROP RATING

MIL-STD
810H

MIL-STD
461G

CID2

IP66

TOUGHBOOK 40

Standard

SKU: FZ-40ACAAHAM

mk1

MSRP: \$5,629*

*Price does not include volume or other discounts

Operating System: Windows 11 Pro
CPU: Intel Core i5-1145G7 (up to 4.4GHz)
Display: 14.0" FHD Gloved Multi Touch
Memory (RAM): 16GB
Storage: 512GB SSD OPAL

Wireless: 4G EM7690, Wi-Fi 6, Bluetooth, Dedicated GPS, Quad Pass (BIOS Selectable)
Other: TPM 2.0
Battery: Standard Battery
Keyboard: Backlit Emissive Keyboard
Webcam & Mic: Mic and Infrared 5MP Webcam

To view full product specifications , visit:
<https://na.panasonic.com/TOUGHBOOK40>

1.888.245.6344

QUOTE LIST



2015+ Ford F-150 Aluminum Body, 2017+ F-250-550 New Aluminum Body, 2018+ Expedition Pedestal System Kit

Item #7170-0236


MSRP \$951.00 **Total \$3,804.00**



2002-2018 and 2019-2020 (Classic Body Style) RAM 1500, 2002+ RAM 2500-5500, 2007-2009 Sterling Bullet Pedestal Kit

Item #7170-0136

MSRP \$984.00 **Total \$984.00**



Panasonic Toughbook 40 TrimLine Cradle (No electronics) with Power Adapter

Cradle for Panasonic Toughbook® 40 laptop. No PCB or electronics, includes a key lock for increased security and aluminum construction provides rugged durability. Power adapter included. Ships from Canada

Item #7300-0604-10

5

MSRP \$1,234.00 **Total** \$6,170.00

Total: \$10,958.00

5877.20

41262.76

28145

2159.76